

GOVERNMENT OF GUAM

**BASIC FINANCIAL STATEMENTS,
ADDITIONAL INFORMATION AND
INDEPENDENT AUDITORS' REPORT**

YEAR ENDED SEPTEMBER 30, 2019

GOVERNMENT OF GUAM

Table of Contents
Year Ended September 30, 2019

	<u>Page</u>
I. Independent Auditors' Report	1
II. Management's Discussion and Analysis (Unaudited)	4
III. Basic Financial Statements:	
Government-Wide Financial Statements:	
Statement of Net Position	25
Statement of Activities	26
Governmental Fund Financial Statements:	
Balance Sheet	27
Reconciliation of the Governmental Funds Balance Sheet to the Statement of Net Position	28
Statement of Revenues, Expenditures, and Changes in Fund Balances (Deficit)	29
Reconciliation of the Governmental Funds Statement of Revenues, Expenditures, and Changes in Fund Balances to the Statement of Activities	30
Fiduciary Fund Financial Statements:	
Statement of Fiduciary Net Position	31
Statement of Changes in Fiduciary Net Position	32
Discretely Presented Component Unit Financial Statements:	
Statement of Net Position	33
Statement of Revenues, Expenses, and Changes in Net Position	34
Notes to the Basic Financial Statements	35
IV. Schedules of Required Supplementary Information - Other than Management's Discussion and Analysis:	
Schedule of Revenues, Expenditures, and Changes in Deficit - Budget and Actual - General Fund (Unaudited)	128
Notes to the Required Supplementary Information - Budgetary Reporting	129
Schedule of Proportionate Share of the Net Pension Liability – Defined Benefit Plan (Unaudited)	131
Schedule of Proportionate Share of the Net Pension Liability – Ad Hoc COLA/Supplemental Annuity Plan for DB Retirees (Unaudited)	132
Schedule of Proportionate Share of the Net Pension Liability – Ad Hoc COLA Plan for DCRS Retirees (Unaudited)	133
Schedule of Pension, DB Ad Hoc COLA/Supplemental Annuity and DCRS Ad Hoc COLA Contributions (Unaudited)	134
Schedule of Changes in the Proportionate Share of the Total OPEB Liability Related Ratios	135
Schedule of Proportionate Share of the Total OPEB Liability	136
Schedule of OPEB Contributions	137

GOVERNMENT OF GUAM

Table of Contents, Continued
Year Ended September 30, 2019

	<u>Page</u>
V. Other Supplementary Information:	
General Fund:	
Narrative	139
Combining Schedule of Balance Sheet Accounts	142
Combining Schedule of Revenues, Expenditures by Function, and Changes in Fund Balances (Deficit) Accounts	145
Combining Schedule of Revenues, Expenditures by Object, and Changes in Fund Balances (Deficit) Accounts	148
Statement of Revenues, Expenditures by Department, and Changes in Deficit - General Fund	151
Schedule of Revenue, Expenditures by Department, and Changes in Deficit - Budget and Actual - General Fund (Fund 100 Only)	157
Nonmajor Governmental Funds:	
Narrative	162
Combining Balance Sheet - Nonmajor Governmental Funds	163
Combining Statement of Revenues, Expenditures by Function, and Changes in Fund Balances - Nonmajor Governmental Funds	164
Combining Statement of Revenues, Expenditures by Object, and Changes in Fund Balances – Nonmajor Governmental Funds	165
Nonmajor Governmental Funds - Special Revenue Funds:	
Narrative	166
Combining Balance Sheet	175
Combining Statement of Revenues, Expenditures by Function, and Changes in Fund Balances (Deficit)	182
Combining Statement of Revenues, Expenditures by Object, and Changes in Fund Balances (Deficit)	189
Nonmajor Governmental Funds - Capital Projects Funds:	
Narrative	196
Combining Balance Sheet	197
Combining Statement of Revenues, Expenditures by Function, and Changes in Fund Balances	198
Combining Statement of Revenues, Expenditures by Object, and Changes in Fund Balances	199
Nonmajor Governmental Funds - Debt Service Funds:	
Narrative	200

GOVERNMENT OF GUAM

Table of Contents, Continued
Year Ended September 30, 2019

	<u>Page</u>
V. Other Supplementary Information, Continued:	
Fiduciary Funds - Pension Trusts:	
Narrative	201
Combining Statement of Fiduciary Net Position	202
Combining Statement of Changes in Fiduciary Net Position	203
Fiduciary Funds - Private Purpose Trusts:	
Narrative	204
Combining Statement of Fiduciary Net Position	205
Combining Statement of Changes in Fiduciary Net Position	206
Fiduciary Funds - Agency:	
Narrative	207
Statement of Changes in Assets and Liabilities	208
Nonmajor Component Units:	
Narrative	209
Combining Statement of Net Position	210
Combining Statement of Changes in Net Position	211
Other Information:	
Narrative	212
Combining Schedule of Expenditures By Object - All Governmental Funds	213
Schedule of Outstanding Debt - Primary Government and Component Units	214
Schedule of Personnel Count - Primary Government	215
Schedule of Continuing Appropriations	216

INDEPENDENT AUDITORS' REPORT

Honorable Lourdes A. Leon Guerrero
Governor
Government of Guam:

Report on the Financial Statements

We have audited the accompanying financial statements of the governmental activities, the aggregate discretely presented component units, each major fund, and the aggregate remaining fund information of the Government of Guam (GovGuam) as of and for the year ended September 30, 2019, and the related notes to the financial statements, which collectively comprise GovGuam's basic financial statements as set forth in Section III of the foregoing table of contents.

Management's Responsibility for the Financial Statements

Management is responsible for the preparation and fair presentation of these financial statements in accordance with accounting principles generally accepted in the United States of America; this includes the design, implementation, and maintenance of internal control relevant to the preparation and fair presentation of financial statements that are free from material misstatement, whether due to fraud or error.

Auditors' Responsibility

Our responsibility is to express opinions on these financial statements based on our audit. We did not audit the financial statements of the GovGuam Retirement Fund, which represents 92%, 94% and 51%, respectively, of the assets, net position/fund balances and revenues of the aggregate remaining fund information, and the Antonio B. Won Pat International Airport Authority, the Guam Housing Corporation, the Guam Economic Development Authority, and the Guam Preservation Trust, which represent 22%, 150% and 9%, respectively, of the assets, net position and revenues of GovGuam's discretely presented component units. Those statements were audited by other auditors whose reports have been furnished to us, and our opinion, insofar as it relates to the amounts included for the GovGuam Retirement Fund, the Antonio B. Won Pat International Airport Authority, the Guam Housing Corporation, the Guam Economic Development Authority, and the Guam Preservation Trust, is based solely on the reports of the other auditors. We conducted our audit in accordance with auditing standards generally accepted in the United States of America and the standards applicable to financial audits contained in *Government Auditing Standards*, issued by the Comptroller General of the United States. Those standards require that we plan and perform the audit to obtain reasonable assurance about whether the financial statements are free from material misstatement.

An audit involves performing procedures to obtain audit evidence about the amounts and disclosures in the financial statements. The procedures selected depend on the auditor's judgment, including the assessment of the risks of material misstatement of the financial statements, whether due to fraud or error. In making those risk assessments, the auditor considers internal control relevant to the entity's preparation and fair presentation of the financial statements in order to design audit procedures that are appropriate in the circumstances, but not for the purpose of expressing an opinion on the effectiveness of the entity's internal control. Accordingly, we express no such opinion. An audit also includes evaluating the appropriateness of accounting policies used and the reasonableness of significant accounting estimates made by management, as well as evaluating the overall presentation of the financial statements.

We believe that the audit evidence we have obtained is sufficient and appropriate to provide a basis for our audit opinions.

Opinions

As discussed above, the financial statements of the GovGuam Retirement Fund were audited by other auditors. We audited the reclassification adjustment described in Note 1Q that was applied to revise the GovGuam Retirement Fund financial statements. In our opinion, such reclassification adjustment is appropriate and has been properly applied. However, we were not engaged to audit, review, or apply any procedures to the financial statements of the GovGuam Retirement Fund other than with respect to such reclassification adjustment and, accordingly, we do not express an opinion or any other form of assurance on the financial statements of the GovGuam Retirement Fund taken as a whole.

In our opinion, based on our audit and the reports of other auditors, the financial statements referred to above present fairly, in all material respects, the respective financial position of the governmental activities, the aggregate discretely presented component units, each major fund, and the aggregate remaining fund information of the Government of Guam as of September 30, 2019, and the respective changes in financial position for the year then ended in accordance with accounting principles generally accepted in the United States of America.

Emphasis of Matters

Restatement

As discussed in Note 14K to the financial statements, the beginning net position of the aggregate discretely presented component units has been restated to correct an error.

COVID-19

As discussed in Note 15 to the financial statements, GovGuam determined that the COVID-19 pandemic may negatively impact its financial position. However, due to uncertainty surrounding the duration of the state of emergency, GovGuam is unable to reasonably estimate its ultimate financial impact.

Our opinions are not modified with respect to these matters.

Other Matters

Required Supplementary Information

Accounting principles generally accepted in the United States of America require that the Management's Discussion and Analysis on pages 4 through 24, the Schedule of Revenues, Expenditures and Changes in Deficit – Budget and Actual – General Fund and notes thereto on pages 128 through 130, the Schedule of Proportionate Share of the Net Pension Liability, on pages 131 through 133, the Schedule of Pension Contributions on page 134, the Schedule of Changes in the Proportionate Share of the Total OPEB Liability and Related Ratios on page 135, the Schedule of Proportionate Share of the Total OPEB Liability on page 136, and the Schedule of OPEB Contributions on page 137, be presented to supplement the basic financial statements. Such information, although not a part of the basic financial statements, is required by the GASB who considers it to be an essential part of financial reporting for placing the basic financial statements in an appropriate operational, economic, or historical context. We have applied certain limited procedures to the required supplementary information, in accordance with auditing standards generally accepted in the United States of America, which consisted of inquiries of management about the methods of preparing the information, comparing the information for consistency with management's responses to our inquiries of the basic financial statements, and other knowledge we obtained during our audit of the basic financial statements. We do not express an opinion or provide any assurance on the information because the limited procedures do not provide us with sufficient evidence to express an opinion or provide any assurance.

Other Information


Our audit was conducted for the purpose of forming opinions on the financial statements that collectively comprise GovGuam's basic financial statements. The Other Supplementary Information, as set forth in Section V of the foregoing table of contents, is presented for purposes of additional analysis and is not a required part of the basic financial statements.

The Other Supplementary Information is the responsibility of management. The additional information on pages 139 through 150 and 157 through 214 as well as the 2019 information on pages 151 through 156 were derived from and relate directly to the underlying accounting and other records used to prepare the basic financial statements. Such information has been subjected to the auditing procedures applied in the audit of the basic financial statements and certain additional procedures, including comparing and reconciling such information directly to the underlying accounting and other records used to prepare the basic financial statements or to the basic financial statements themselves, and other additional procedures in accordance with auditing standards generally accepted in the United States of America by us and other auditors. In our opinion, based on our audit, the procedures performed as described above, and the reports of the other auditors, the additional information on pages 139 through 150 and 157 through 214 as well as the 2019 information on pages 151 through 156 is fairly stated, in all material respects, in relation to the basic financial statements as a whole.

The 2018 information on pages 151 through 156 as well as the information on pages 215 and 216 have not been subjected to the auditing procedures applied in the audit of the basic financial statements, and accordingly, we do not express an opinion or provide any assurance on it.

Other Reporting Required by *Government Auditing Standards*

In accordance with *Government Auditing Standards*, we have also issued our report dated August 26, 2020, on our consideration of GovGuam's internal control over financial reporting and on our tests of its compliance with certain provisions of laws, regulations, contracts, and grant agreements and other matters. The purpose of that report is solely to describe the scope of our testing of internal control over financial reporting and compliance and the results of that testing, and not to provide an opinion on the effectiveness of GovGuam's internal control over financial reporting or on compliance. That report is an integral part of an audit performed in accordance with *Government Auditing Standards* in considering GovGuam's internal control over financial reporting and compliance.

A handwritten signature in black ink that reads "Deloitte + Touche LLP". The signature is written in a cursive, stylized font.

August 26, 2020

GOVERNMENT OF GUAM

Management’s Discussion and Analysis (Unaudited)
 Year Ended September 30, 2019

Our discussion and analysis of the Government of Guam (“GovGuam”) financial performance provides an overview on the background and history of GovGuam’s financial activities and details for the fiscal year ended September 30, 2019. Please read it in conjunction with GovGuam’s financial statements, which follow this section. Fiscal year 2018 comparative information has been included, where appropriate.

OVERVIEW OF THE FINANCIAL STATEMENTS

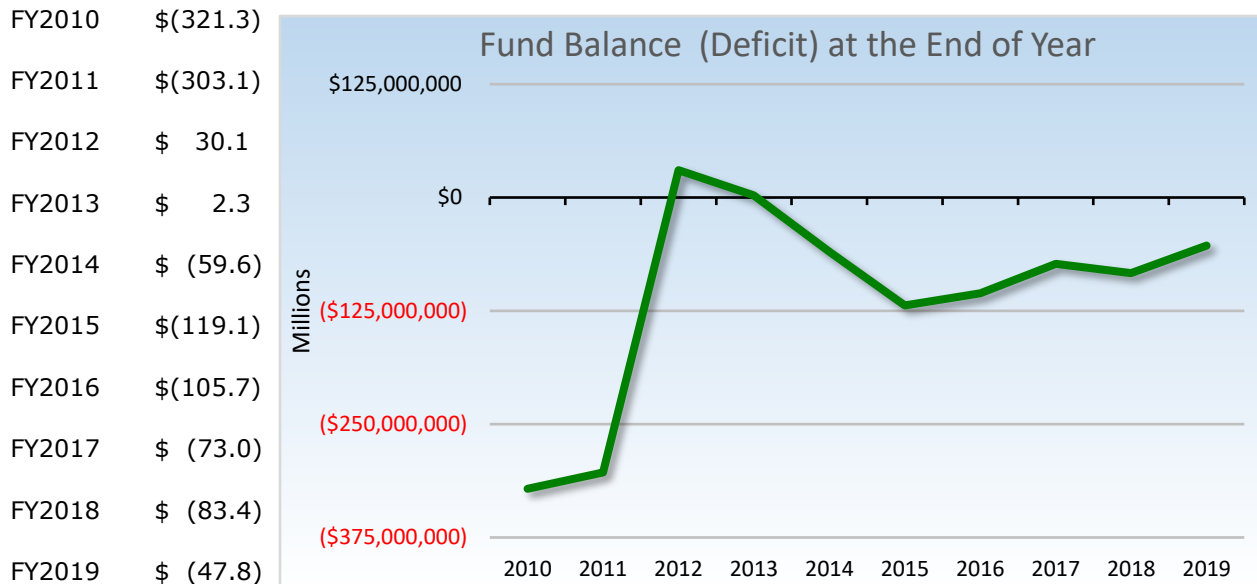
This discussion and analysis is intended to serve as an introduction to GovGuam’s basic financial statements. GovGuam’s basic financial statements are comprised of three components: 1) governmental-wide financial statements, 2) fund financial statements, and 3) notes to the financial statements. The report also contains additional required supplementary information in the form of a budgetary schedule, which is prepared on the budgetary basis of accounting, and other optional supplementary information, in addition to the basic financial statements themselves, which include combining statements for governmental funds and component units.

GOVERNMENTAL FUNDS FINANCIAL STATEMENTS

The General Fund is the chief operating fund of GovGuam.

The graph below shows the annual tracking of the Statement of Revenue, Expenditures and Changes in Fund Balances (Deficit) of the General Fund over the last ten years (Graph 1). In 2006, the General Fund deficit reached its largest deficit of \$524 million. Since that time, the Government has achieved a steadily improving trend. This has been managed by maximizing revenues, limiting expenditures and by replacing unfunded current obligations with bonded long-term debt which has structured repayment requirements. This debt represents a level of confidence by outside investors in the ability of GovGuam to manage its responsibilities.

Graph 1



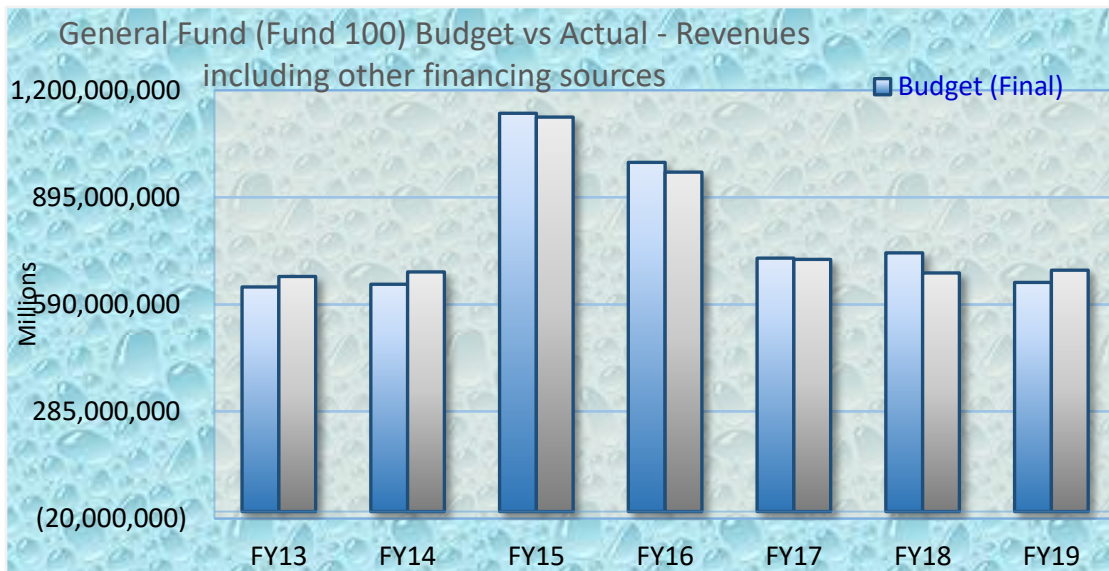
- For FY2019, the General Fund generated an excess of revenues over expenditures of \$35.6 million.

GOVERNMENT OF GUAM

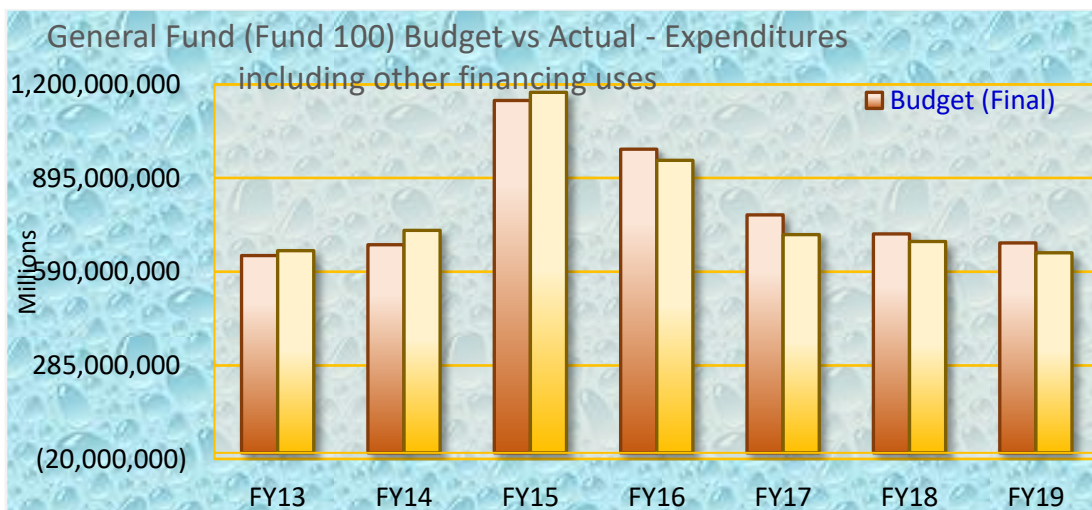
Management's Discussion and Analysis (Unaudited)
Year Ended September 30, 2019

- The General Fund is required to assume the burden of any shortfalls in other funds and activities. In FY2014 and FY2015, the increased deficit can be attributed to several factors, including the payment of debt service costs related to the closure of the Ordot landfill facility of Guam Solid Waste Authority (GSWA). Until April 2019, this enterprise was operating under Federal receivership and the Court permitted GSWA to use income received from tipping fees for operations and certain landfill closure expenses, leaving the General Fund to service the debt that had been taken on under Court Order, in support of the landfill closure. Additionally, also unbudgeted, was debt service costs in support of the Guam Department of Education, which also became the responsibility of the General Fund. These excess costs exacerbated deficits also due to unanticipated expenditures and revenue shortfalls.

Graph 2



Graph 3



GOVERNMENT OF GUAM

Management's Discussion and Analysis (Unaudited)
Year Ended September 30, 2019

FINANCIAL HIGHLIGHTS

Government-Wide Highlights

- The liabilities and deferred inflows of GovGuam exceeded its assets and deferred outflows of resources at September 30, 2019 by \$2.438 billion (net position). Unrestricted net position, which may be used to meet GovGuam's ongoing obligations to citizens and creditors, was a negative \$3.566 billion, a decrease of \$43.2 million (or 1.2%) from the previous year.
- For the fiscal year ended September 30, 2019, GovGuam's total net position increased by \$40.1 million (1.6%) from a negative \$2.478 billion in the prior year to a negative \$2.438 billion. This was primarily attributable to revenues for governmental activities of \$1.358 billion exceeding expenses for governmental activities of \$1.309 billion.
- The total deferred outflows of resources decreased to \$352.5 million, a \$22 million (or 5.9%) decrease. This was due to the decrease in deferred outflows for OPEB liability and deferred loss on refunding in the amounts of \$23.4 million and \$5.3 million, respectively, offset by the increase in deferred outflows for net pension liability in the amount of \$6.7 million. The total deferred inflows of resources increased to \$561.9 million, a \$374.8 million (or 200%) increase. This was due to the increase in deferred inflows for OPEB liability in the amount of \$382.7 million offset by the decrease in deferred inflows for net pension liability in the amount of \$7.9 million.
- GovGuam's liabilities decreased during the current year to \$4.079 billion, a decrease of \$408.7 million. This decrease was primarily due to the decrease in liabilities associated with OPEB and capital leases offset by an increase in liabilities associated with pensions. In accordance with GASB Statement No. 75, *Accounting and Financial Reporting For Postemployment Benefits Other Than Pensions*, GovGuam's liability for postemployment benefits other than pension decreased to \$1.275 billion, a decrease of \$394.8 million for the fiscal year ended September 30, 2019. Capital lease obligations associated with municipal school lease agreements decreased to \$168.9 million, a decrease of \$23.2 million for the fiscal year ended September 30, 2019. In accordance with GASB Statement No. 68, *Accounting and Financial Reporting For Pensions*, GovGuam's liability for pensions increased slightly to \$1.014 billion, an increase of \$8.4 million for the fiscal year ended September 30, 2019.
- During fiscal year 2019, GovGuam's expenses for governmental activities were \$1.309 billion and were funded by \$536.7 million in program revenues, including federal supplements of \$444.2 million, and \$821.6 million in taxes and other general revenues.
- General revenues increased by \$20.6 million (or 2.6%) from the previous fiscal year. This was due to an increase, compared with prior year, in gross receipts tax collections of \$45.3 million (16.8%), real property taxes of \$3.4 million (11.4%), tobacco tax of \$6.9 million (24.1%), liquid fuel taxes of \$1.1 million (8.5%) and hotel occupancy taxes of \$1.5 million (3.5%) offset by a decrease in income tax collections of \$37.3 million (11.7%) and Section 30 federal income taxes of \$.75 million (1.0%).

GOVERNMENT OF GUAM

Management's Discussion and Analysis (Unaudited)
Year Ended September 30, 2019

Fund Highlights

- General Fund revenues of \$687.5 million were higher than estimated collections of \$652.7 million. The net increase of \$34.8 million is primarily attributable to income tax collections of \$31.9 million above budget, and gross receipts tax collections exceeding budget by \$3.4 million offset by Section 30 federal income tax collections below budget by \$0.95 million.
- General Fund budgetary expenditures (including operating transfers out) of \$651.7 million were lower than authorized appropriations of \$683.8 million. The net decrease of \$32.1 million is primarily attributable to continued cost reduction measures by line agencies of \$24.6 million and decreased subsidies to autonomous agencies of \$3.6 million, which were offset by non-appropriated expenditures of \$0.2 million.
- For the fiscal year ended September 30, 2019, the General Fund reported expenditures (including transfers out) of \$702.4 million, a decrease of \$23.7 million (or 3.3%) from fiscal year 2018 expenditures and transfers out of \$726.1 million. Correspondingly, the General Fund reported revenues (including transfers in) of \$738.1 million, an increase of \$22.4 million (or 3.1%) from fiscal year 2018 revenues and transfers in of \$715.6 million.

Government-Wide Financial Statements

The government-wide statements report information about GovGuam as a whole using accounting methods similar to those used by private-sector companies. The statement of net position includes all of the government's assets and deferred outflows of resources, and liabilities and deferred inflows of resources. All of the current year's revenues and expenses are accounted for in the statement of activities regardless of when cash is received or paid.

The two government-wide statements report GovGuam's net position and how that has been impacted in the current Fiscal Year. Net position is the difference between GovGuam's assets (and deferred outflows) and liabilities (and deferred inflows).

- Over time, increases or decreases in GovGuam's net position is an indicator of whether its financial health is improving or deteriorating.
- To assess the overall health of GovGuam, additional non-financial factors such as changes in GovGuam's tax base, the condition of GovGuam's roads and infrastructure, and the quality and dependability of services also need to be considered.

The government-wide financial statements of GovGuam are divided into two categories:

- Primary government - this grouping comprises governmental activities, which includes most of GovGuam's basic services such as education, public safety, health, finance, judiciary, and general administration. Local sourced tax revenues and other federal grants finance most activities of the primary government.
- Discretely presented component units - GovGuam includes other entities in this report. Although legally separate, these component units are reported because GovGuam is financially accountable for them.

GOVERNMENT OF GUAM

Management's Discussion and Analysis (Unaudited)
Year Ended September 30, 2019

Governmental Fund Financial Statements

The fund financial statements provide more detailed information about GovGuam's most significant funds - not GovGuam as a whole. Funds are accounting devices that GovGuam uses to keep track of specific sources of funding and spending for particular purposes.

- Some funds are required by enabling legislation.
- GovGuam establishes other funds to control and manage money for particular purposes (like Solid Waste Operations Fund) or to show that it is properly using certain grants (like federal grants reported in the Federal Grants Assistance Fund).

GovGuam presents separate statements for the following funds:

- Governmental funds - Most of GovGuam's basic services are reported in governmental funds, which focus on how money flows into and out of those funds and the balances left at year-end that are available for spending. These funds are reported using an accounting method called modified accrual accounting, which measures cash and all other financial assets that can readily be converted to cash. The governmental fund statements provide a detailed short-term view of GovGuam's general government operations and the services it provides. Governmental fund information helps determine whether there are more or fewer financial resources that can be spent in the near future to finance GovGuam's programs.
- Fiduciary funds - GovGuam is the trustee, or fiduciary, for other assets that because of a trust arrangement, can be used only for the trust beneficiaries. GovGuam is responsible for ensuring that the assets reported in these funds are used for their intended purposes. All of GovGuam's fiduciary activities are reported in a separate statement of fiduciary net assets and a statement of change in fiduciary net assets. We exclude these activities from GovGuam's government-wide financial statements because GovGuam cannot use these assets to finance its operations.

A FINANCIAL ANALYSIS OF GOVGUAM AS A WHOLE

Net position may serve over time as a useful indicator of a government's financial position. At September 30, 2019, GovGuam reported positive balances in two of the categories of net position. By far, the largest portion of GovGuam's net position (\$461.1 million) reflects its investment in capital assets (e.g., land, infrastructure, buildings, and equipment), less any related debt used to acquire those assets that is still outstanding. GovGuam uses these capital assets to provide services to citizens; consequently, these assets are not available for future spending. Although GovGuam's investment in its capital assets is reported net of related debt, it should be noted that the resources needed to repay this debt must be provided from other sources, since the capital assets themselves cannot be used to liquidate the liabilities. An additional portion of GovGuam's net position (\$666.7 million) represents resources that are subject to external restrictions or enabling legislation as to the purpose for which they can be used.

GOVERNMENT OF GUAM

Management's Discussion and Analysis (Unaudited)
Year Ended September 30, 2019

Net Position

The summary of Net Position (condensed) presented below, with comparable balances for fiscal year 2018, discloses this relationship:

GovGuam's Net Position As of September 30			
	Governmental Activities 2019	Governmental Activities 2018	Total Percentage Change 2019-2018
Current assets	\$ 303,725,791	\$ 246,843,752	23.0%
Current liabilities	441,990,225	446,769,414	-1.1%
Net current liabilities	(138,264,434)	(199,925,662)	-30.8%
Restricted assets	145,866,260	118,908,512	22.7%
Long-term assets	1,401,452,927	1,457,027,353	-3.8%
Long-term debt	1,132,446,145	1,131,286,237	0.1%
Other long-term liabilities	2,505,237,767	2,910,291,489	-13.9%
Total long-term liabilities	3,637,683,912	4,041,577,726	-10.0%
Net long-term liabilities	(2,236,230,985)	(2,584,550,373)	-13.5%
Deferred outflows of resources	352,513,405	374,510,664	-5.9%
Deferred inflows of resources	(561,947,886)	(187,112,319)	200.3%
Net position:			
Net investment in capital assets	461,069,658	507,682,196	-9.2%
Restricted	666,747,265	623,207,215	7.0%
Unrestricted	(3,565,880,563)	(3,609,058,589)	-1.2%
Total net position	\$ (2,438,063,640)	\$ (2,478,169,178)	-1.6%

The negative balance of unrestricted net position is primarily attributable to GovGuam's pension and OPEB liabilities of \$1.014 billion and \$1.275 billion, respectively, and having long-term liabilities that are greater than associated assets. Specifically, GovGuam has not included in past annual budgets the full amounts needed to finance future liabilities arising from outstanding bonds payable, capital lease obligations and other loans as well as to pay for closure and post closure costs of the Ordot Dump, and unused employee leave balances. GovGuam includes payments for amounts falling due during the fiscal year in annual budgets.

Changes in Net Position

For the fiscal year ended September 30, 2019, GovGuam's total negative net position decreased by \$40.1 million (1.6%) from a negative net position of \$2.478 billion in the prior year, to a negative net position of \$2.438 billion.

GOVERNMENT OF GUAM

Management's Discussion and Analysis (Unaudited)
Year Ended September 30, 2019

For the year ended September 30, 2019, the net position of the primary government changed as follows, with comparable amounts for fiscal year 2018:

GovGuam's Changes in Net Position
For the Years Ended September 30

	Governmental Activities 2019	Governmental Activities 2018	Total Percentage Change 2019-2018
Revenues:			
Program revenues:			
Charges for services	\$ 92,521,246	\$ 83,233,937	11.2%
Operating grants and contributions	444,174,150	381,465,990	16.4%
	<u>536,695,396</u>	<u>464,699,927</u>	15.5%
General revenues:			
Income taxes	280,787,279	318,123,595	-11.7%
Gross receipts taxes	314,946,414	269,684,874	16.8%
Section 30 federal tax collections	77,046,768	77,795,541	-1.0%
Other taxes	139,391,803	125,782,496	10.8%
Other general revenues	9,465,266	9,654,249	-2.0%
	<u>821,637,530</u>	<u>801,040,755</u>	2.6%
Total revenues	<u>1,358,332,926</u>	<u>1,265,740,682</u>	7.3%
Expenses:			
General government	118,949,721	126,118,109	-5.7%
Protection of life and property	128,222,312	136,607,357	-6.1%
Public health	361,563,089	314,209,429	15.1%
Community services	37,320,343	41,353,330	-9.8%
Culture and recreation	28,144,226	32,016,147	-12.1%
Individual and collective rights	75,982,993	77,893,126	-2.5%
Transportation	43,912,279	28,823,419	52.3%
Public education	382,743,265	391,227,309	-2.2%
Environmental protection	38,164,675	43,593,595	-12.5%
Economic development	14,949,333	14,481,753	3.2%
Interest	79,705,950	75,188,590	6.0%
Total expenses	<u>1,309,658,186</u>	<u>1,281,512,164</u>	2.2%
	48,674,740	(15,771,482)	-408.6%
Contributions to permanent funds	(8,569,202)	(2,551,195)	235.9%
Change in net position	40,105,538	(18,322,677)	-318.9%
Net position, beginning of year	<u>(2,478,169,178)</u>	<u>(2,459,846,501)</u>	0.7%
Net position, end of year	<u>\$ (2,438,063,640)</u>	<u>\$ (2,478,169,178)</u>	-1.6%

GOVERNMENT OF GUAM

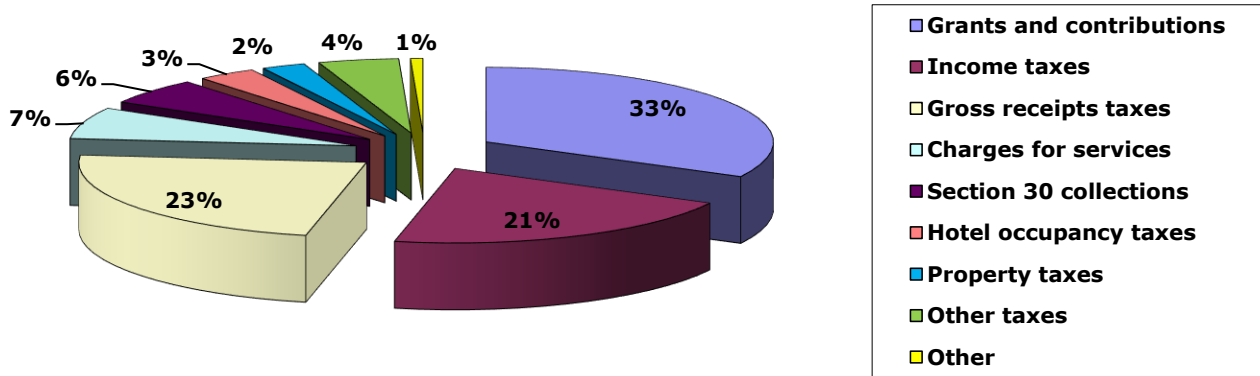
Management’s Discussion and Analysis (Unaudited)
Year Ended September 30, 2019

Changes in Net Position, Continued

General revenues increased by \$20.6 million (or 2.6%) from the previous fiscal year. The change was due to an increase, compared with prior year, in gross receipts tax collections of \$45.3 million (16.8%), real property taxes of \$3.4 million (11.4%), tobacco tax of \$6.9 million (24.1%), liquid fuel taxes of \$1.1 million (8.5%) and excise taxes of \$0.81 million (29.6%) offset by a decrease in income tax collections of \$37.3 million (11.7%) and Section 30 federal income taxes of \$0.75 million (1%). GovGuam’s total revenues from governmental activities, including local revenues, totaled \$1.358 billion in fiscal year 2019. The cost of governmental activities totaled \$1.309 billion, resulting in a decrease in the negative net position before contributions to permanent funds of \$48.7 million.

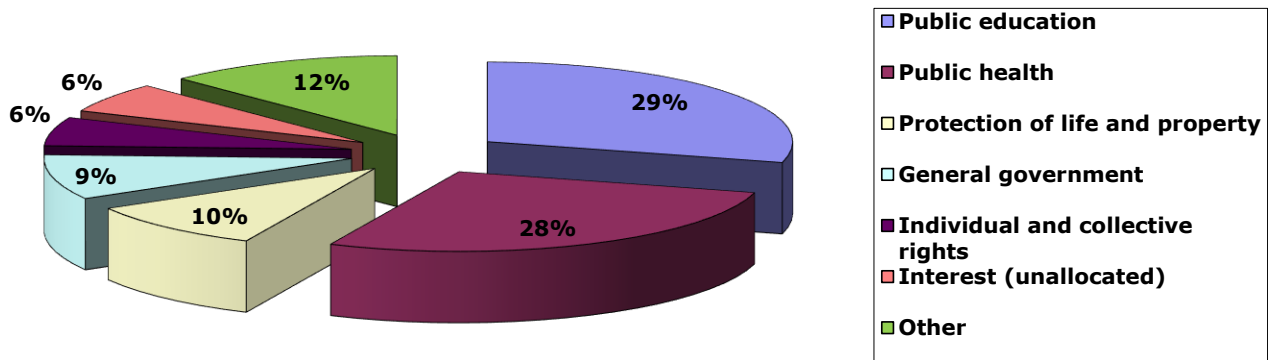
Graphs 4 and 5 below show the major components of revenues and cost of governmental activities.

Graph 4
GovGuam’s Revenue Sources
For the Year Ended September 30, 2019



As in prior years, local sourced tax revenues and federal and other grants are the major sources of revenue for GovGuam, which comprises 59.8% and 32.7%, respectively, of the total revenues for fiscal year 2019. Charges for services and other revenues provided 7.5% of the total revenues.

Graph 5
GovGuam’s Cost of Governmental Activities
For the Year Ended September 30, 2019



GOVERNMENT OF GUAM

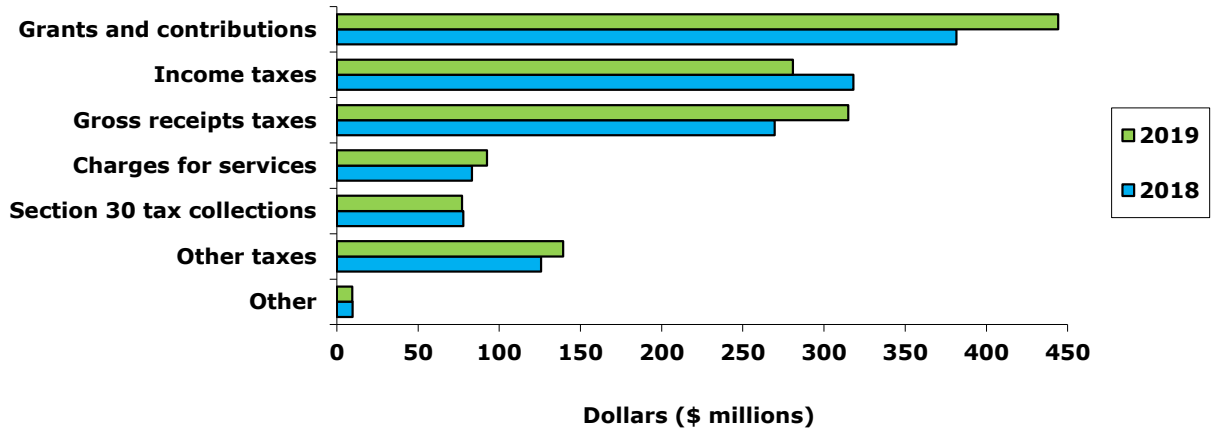
Management’s Discussion and Analysis (Unaudited)
Year Ended September 30, 2019

Changes in Net Position, Continued

GovGuam’s expenses cover a range of services. The largest expenses were for public education and public health, which comprise 29.2% and 27.6%, respectively, of the total expenses for fiscal year 2019. Other expenses that make up a portion of the costs of governmental activities include transportation (\$43.9 million), community services (\$37.3 million), culture and recreation (\$28.1 million), environmental protection (\$38.2 million), and economic development (\$14.9 million).

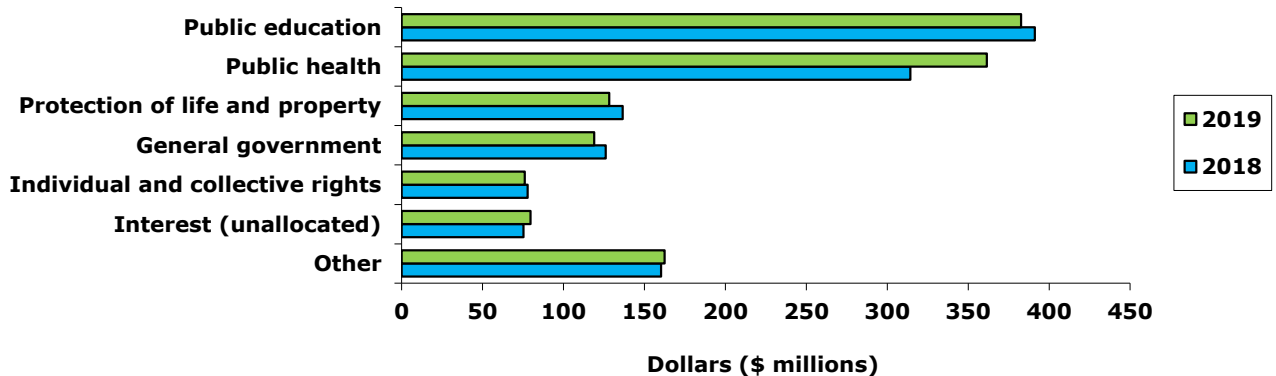
Graphs 6 and 7 below show a comparison of the major components of revenues and cost of governmental activities for fiscal years 2019 and 2018.

Graph 6
GovGuam’s Revenue Sources
For the Years Ended September 30



Other taxes in fiscal year 2019 included hotel occupancy taxes of \$44.7 million, up from \$43.2 million (3.5%) in fiscal year 2018; property taxes of \$33.3 million, up from \$29.9 million (11.4%) in fiscal year 2018; tobacco taxes of \$35.4 million, up from \$28.6 million (24.1%) in fiscal year 2018; and liquid fuel taxes of \$14.4 million, up from \$13.3 million (8.5%) in fiscal year 2018. Excise taxes had the largest increase of \$3.5 million, up from \$2.7 million (29.6%) in fiscal year 2018.

Graph 7
GovGuam’s Cost of Governmental Activities
For the Years Ended September 30



GOVERNMENT OF GUAM

Management's Discussion and Analysis (Unaudited)
Year Ended September 30, 2019

Changes in Net Position, Continued

Other expenses in fiscal year 2019 included community services expenses of \$37.3 million, down from \$41.4 million (9.8%) in fiscal year 2018; culture and recreation expenses of \$28.1 million, down from \$32 million (12.1%) in fiscal year 2018; transportation expenses of \$43.9 million, up from \$28.8 million (52.3%) in fiscal year 2018; environmental protection expenses of \$38.2 million, down from \$43.6 million (12.5%) in fiscal year 2018; and economic development expenses of \$14.9 million, up from \$14.5 million (3.2%) in fiscal year 2018.

Analysis of Changes in Net Position

During the current fiscal year, GovGuam's total net position increased by \$40.1 million compared with the prior fiscal year decrease of \$18.3 million. The key element of this change compared with prior fiscal year is a decrease in expenses, net of program revenues, of \$43.8 million (or 5.4%), and an increase in general revenues and contributions to permanent fund of \$20.6 million (or 2.6%) and \$6.0 million (or 236%), respectively. The elements of these changes are reflected below:

GovGuam's Changes in Net Position
For the Years Ended September 30

	Governmental Activities 2019	Governmental Activities 2018	Total Percentage Change 2019-2018
General revenues:			
Taxes	\$ 812,172,264	\$ 791,122,777	2.7%
Other general revenues	9,465,266	9,917,978	-4.6%
Total general revenues	821,637,530	801,040,755	2.6%
Expenses, net of program revenues:			
General government	81,235,946	99,087,707	-18.0%
Protection of life and property	97,759,571	106,368,407	-8.1%
Public health	84,685,834	87,679,376	-3.4%
Community services	25,071,897	26,656,904	-5.9%
Culture and recreation	25,712,857	30,481,867	-15.6%
Individual and collective rights	60,142,835	62,864,067	-4.3%
Transportation	(4,781,796)	(3,086,577)	54.9%
Public education	313,524,084	318,696,937	-1.6%
Environmental protection	10,752,109	15,852,619	-32.2%
Economic development	1,982,091	(941,873)	-310.4%
Interest (unallocated)	76,877,362	73,152,803	5.1%
Total expenses, net	772,962,790	816,812,237	-5.4%
	48,674,740	(15,771,482)	-408.6%
Contributions to permanent fund	(8,569,202)	(2,551,195)	235.9%
Change in net position	\$ 40,105,538	\$ (18,322,677)	-318.9%

GOVERNMENT OF GUAM

Management’s Discussion and Analysis (Unaudited)
Year Ended September 30, 2019

Analysis of Changes in Net Position, Continued

General revenues increased marginally by \$20.6 million (or 2.6%) from the previous fiscal year. The increase was primarily due to an increase in taxes with prior year, mainly attributable to an increase in gross receipts tax collections. Tax revenue collections remained constant compared with the previous fiscal year including tax amnesty collections; however, there were significant changes within the respective tax revenue categories as follows: income tax collections decreased by \$37.3 million (or 11.7%) while Section 30 federal income taxes decreased by \$0.75 million (or 1.0%). These decreases were offset by an increase in gross receipts tax collections of \$45.3 million (or 16.8%) and investment earnings of \$1.6 million (or 85.7%). Other taxes in fiscal year 2019 included property taxes of \$33.3 million, up from \$29.9 million (11.4%) in fiscal year 2018; tobacco taxes of \$35.4 million, up from \$28.6 million (24.1%) in fiscal year 2018; and liquid fuel taxes of \$14.4 million, up from \$13.3 million (8.5%) in fiscal year 2018.

GovGuam’s Tax Revenues
For the Years Ended September 30

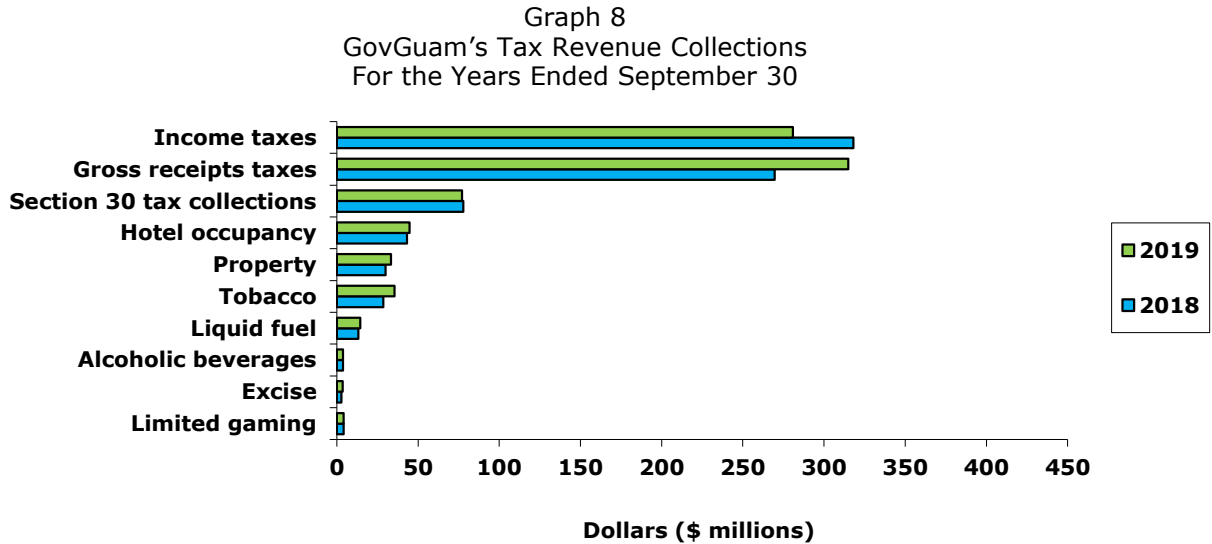
	Governmental Activities 2019	Governmental Activities 2018	Total Percentage Change 2019-2018
Income	\$ 280,787,279	\$ 318,123,595	-11.7%
Gross receipts	314,946,414	269,684,874	16.8%
Section 30 Federal income tax	77,046,768	77,795,541	-1.0%
Hotel occupancy	44,701,481	43,181,165	3.5%
Property	33,333,472	29,932,932	11.4%
Tobacco	35,448,719	28,562,068	24.1%
Liquid fuel	14,428,017	13,297,415	8.5%
Alcoholic beverages	3,785,570	3,676,775	3.0%
Excise	3,535,038	2,728,034	29.6%
Limited gaming	4,159,506	4,140,378	0.5%
Total tax revenues	\$ 812,172,264	\$ 791,122,777	2.7%

Tax revenues increased by \$21.1 million (or 2.7%) from \$791.1 million in the prior year to \$812.2 million. This increase was primarily due to an increase in: (1) gross receipts tax by \$45.2 million (or 16.8%) from \$269.7 million in the prior year to \$314.9 million; property tax by \$3.4 million (or 11.4%) from \$29.9 million in the prior year to \$33.3 million; and (3) tobacco tax by \$6.8 million (24.1%) from \$28.6 million in the prior year to \$35.4 million offset by a decrease in income tax of \$37.3 million (or 11.7%) from \$318.1 million in the prior year to \$280.8 million. Due to the reduction in income tax revenues as a result of the Tax Cuts and Jobs Act 2017, the Legislature was faced with balancing the budget by a combination of raising revenues, together with constraining spending, by increasing gross receipts tax by 1% to 5%, increasing tobacco tax from \$3 per pack to \$4, and increasing property tax from improvements valued at \$1 million or more.

GOVERNMENT OF GUAM

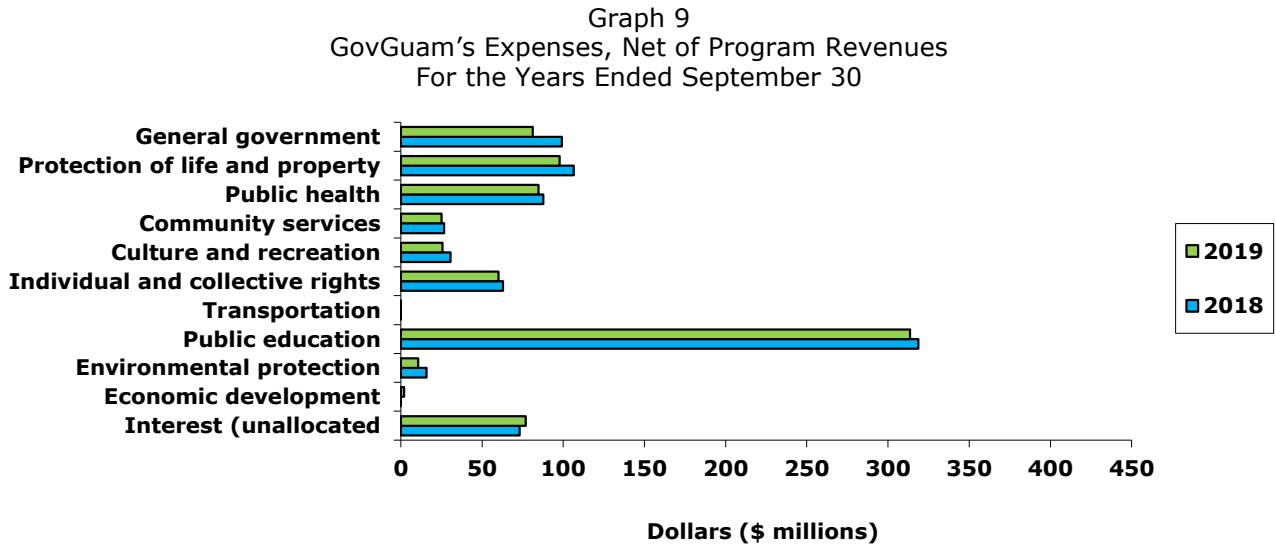
Management’s Discussion and Analysis (Unaudited)
 Year Ended September 30, 2019

Graph 8 below shows a comparison of the tax revenue collections for fiscal years 2019 and 2018.



Cost of governmental activity expenses, net of program revenues, decreased compared with prior year by \$43.8 million (or 5.4%) primarily due to a decrease in net general government expense of \$17.9 million (or 18%), net protection of life and property expense of \$8.6 million (or 8.1%), net public health expense of \$3 million (or 3.4%), net culture and recreation expense of \$4.8 million (or 15.6%), net public education expense of \$5.2 million (or 1.6%), and net environmental protection expense of \$5.1 million (or 32.2%) offset by an increase in net economic development expense of \$2.9 million (or 310%).

Graph 9 below shows a comparison of cost of governmental activity expenses, net of program revenues, for fiscal years 2019 and 2018.



GOVERNMENT OF GUAM

Management's Discussion and Analysis (Unaudited)
Year Ended September 30, 2019

Financial Ratios

The ratios for Governmental Funds and Government-wide.

	<u>2019</u>	<u>2018</u>
Governmental Funds:		
Current Ratio	2:24:1	2:11:1
Expenditures as a Percentage of Total Expenditures:		
General government	6.04%	5.80%
Protection of Life and property	9.85%	10.9%
Public education (including payments to UOG and GCC)	26.2%	27.3%
Public Health (including payments to GMHA)	28.1%	24.2%
Debt Service	8.33%	8.30%
Government-wide (includes Component Units):		
Public Debt as a percentage of GDP	41.50%	42.40%
Public Debt as a percentage of Revenues	113.1%	116.5%
Public Debt per Capita - Primary Government	\$6,441	\$6,497
Public Debt per Capita - Component Units	\$8,309	\$8,546

FINANCIAL ANALYSIS OF GOVGUAM'S FUNDS

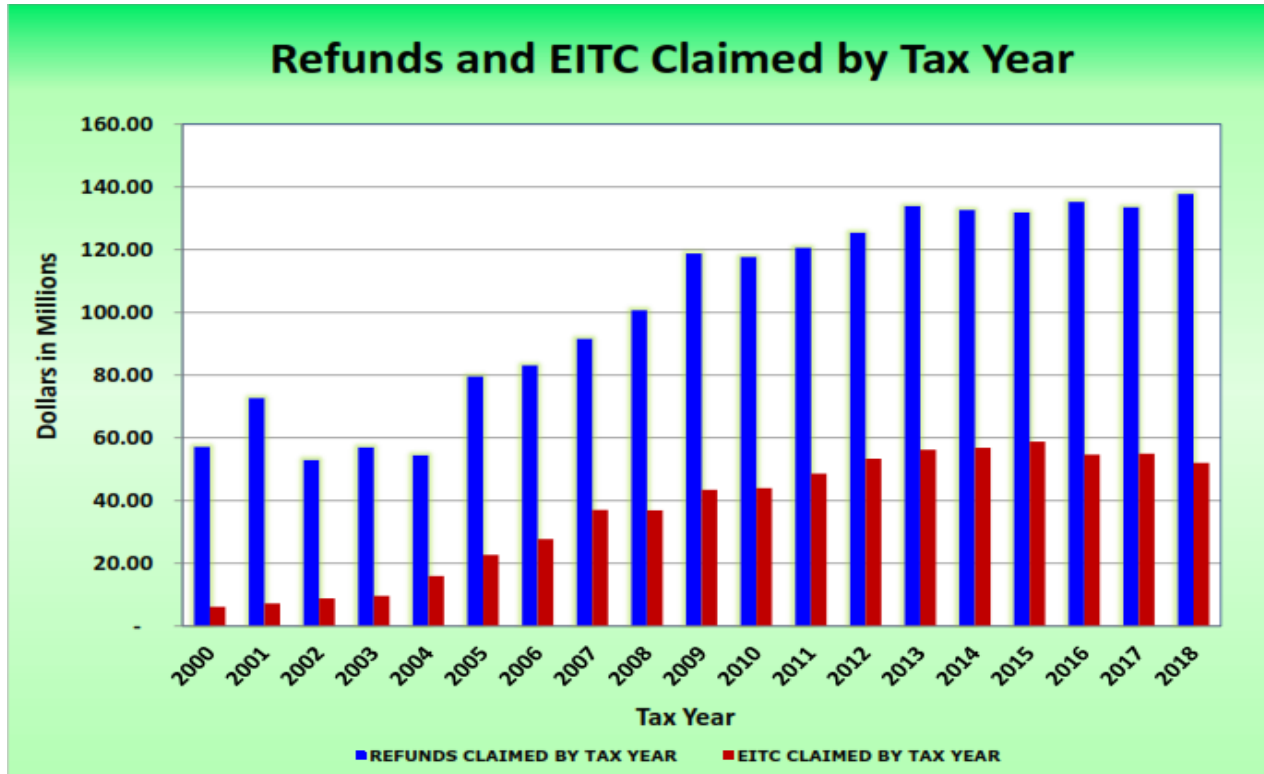
As noted earlier, GovGuam uses fund accounting to ensure and demonstrate compliance with finance-related legal requirements. As of the end of fiscal year 2019, GovGuam's governmental funds reported a combined fund balance surplus of \$543.9 million, an increase of \$79.6 million compared with a combined fund surplus of \$464.3 million at the end of fiscal year 2018. This is primarily attributable to surpluses in the general fund and other governmental funds of \$35.6 million and \$52.5 million, respectively, offset by a deficit in the Chamorro Lands fund of \$8.6 million.

The General Fund is the chief operating fund of GovGuam. At the end of the fiscal year, the total fund deficit of the General Fund was \$47.8 million, a decrease in deficit of \$35.6 million from \$83.4 million in the prior year.

GOVERNMENT OF GUAM

Management's Discussion and Analysis (Unaudited)
Year Ended September 30, 2019

The relationship of Earned Income Tax Credit (EITC) paid compared to the tax refunds paid continues to increase from Tax Year 2000 of 11% to Tax Year 2018 of 38%, which is summarized as follows (Graph 10) measured on an Income Tax year basis (2018 Income Taxes are received in FY2019):



Graph 10

The Federal Grants Assistance Fund has a total fund balance of \$0.1 million, which primarily represents accumulated interest income received not yet expended at year-end.

The GDOE Federal Grants Fund has a zero total fund balance at the end of the current fiscal year. Total revenues and transfers in for the GDOE Federal Grants Fund amounted to \$66.4 million, which funded various education-related federal grant programs and which was marginally lower than fiscal year 2018 revenues and transfers in of \$67.5 million by \$1.2 million (1.7%).

The Chamorro Lands Fund has a total fund balance of \$450.2 million, which decreased by \$8.6 million compared with prior year. This decrease represented the value of leases cancelled during the year.

General Fund Budgetary Highlights

During the fiscal year ended September 30, 2019, there was a \$9.4 million increase in appropriations between the original and final budget for Executive Branch operations due to Public Laws 34-115 and 34-117. Actual revenues collected (including operating transfers in) of \$687.5 million were higher than budgeted amounts of \$652.7 million by \$34.8 million (or 5.3%). The net increase is due primarily to the increase in income tax and gross receipts tax collections of \$31.9 million and \$3.4 million, respectively, offset by a decrease in Section 30 federal income tax collections of \$0.95 million.

Budgetary expenditures (including operating transfers out) of \$651.7 million were lower than authorized appropriations of \$683.8 million by \$32.1 million (or 4.7%). The net decrease is due primarily to cost costing measures by line agencies of \$17 million together with cost savings associated with local matching requirements for federal related programs, including Medicaid, where the U.S. Congress provided for 100% of Medicaid costs, effective January 1, 2019.

GOVERNMENT OF GUAM

Management's Discussion and Analysis (Unaudited)
Year Ended September 30, 2019

CAPITAL ASSET AND DEBT ADMINISTRATION

Capital Assets

GovGuam's investment in capital assets for its governmental activities as of September 30, 2019 amounted to \$1.817 billion, net of accumulated depreciation of \$865.6 million, leaving a net book value of \$951.3 million. GovGuam's capital assets include land, infrastructure, buildings, machinery and equipment, and various projects under construction. (See table below)

GovGuam's Capital Assets
(net of depreciation)
As of September 30, 2019

	Governmental Activities 2019	Governmental Activities 2018	Total Percentage Change 2019-2018
Landfill cells	\$ 27,959,926	\$ 33,218,075	-15.8%
Buildings	383,567,764	418,102,845	-0.8%
Machinery, equipment and furniture	17,787,218	20,458,344	-13.1%
Infrastructure	427,603,326	413,661,088	3.4%
Land	57,071,489	57,984,847	-1.6%
Construction in progress	37,281,398	54,851,146	-32.0%
Total	<u>\$ 951,271,121</u>	<u>\$ 998,276,345</u>	-4.7%

GOVERNMENT OF GUAM

Management's Discussion and Analysis (Unaudited) Year Ended September 30, 2019

Capital asset additions for the fiscal year ended September 30, 2019 amounted to \$35.6 million. Major capital asset additions for fiscal year 2019 were as follows:

- \$0.36 million for acquisition of land associated with the Route 14B (Ypao Road) reconstruction and widening project.
- \$29.8 million for various FHA road infrastructure projects ongoing throughout the island.
- \$0.52 million for various Tourist Attraction Fund projects.
- \$0.13 million for initial commencement of the Layon landfill cell # 3 construction.

Additional information on GovGuam's capital assets can be found in note 5 to the basic financial statements.

Long-Term Debt

The Organic Act authorizes GovGuam to borrow for such purposes as approved by the Guam Legislature. At the end of the current fiscal year, GovGuam had total bonded debt outstanding of \$1.065 billion. Of this amount, \$33.0 million comprises debt backed by the full faith and credit of GovGuam and \$1.032 billion is revenue-bonded debt that is payable from and secured solely by the specific revenue sources. In addition to this bonded debt, GovGuam had loans payable and outstanding of \$8.9 million at year-end.

A breakdown of GovGuam's total long-term debt is shown below.

GovGuam's Outstanding Debt As of September 30, 2019

	Governmental Activities 2019	Governmental Activities 2018	Total Percentage Change 2019-2018
General Obligation Bonds			
2009 Series A	\$ 5,375,000	\$ 10,445,000	-48.5%
2019 Series A	27,610,000	-	
Limited Obligation Bonds (revenue backed):			
2011 Series A Hotel Occupancy Tax	75,365,000	77,585,000	-2.9%
2011 Series A Business Privilege Tax	220,790,000	225,755,000	-2.2%
2012 Series B Business Privilege Tax	101,575,000	104,025,000	-2.4%
2013 Series C Business Privilege Tax	-	4,675,000	-100.0%
2015 Series D Business Privilege Tax	406,615,000	408,405,000	-0.4%
2016 Series A Section 30	227,185,000	232,595,000	-2.3%
Loans payable:			
Guam Congress Building loan	3,788,755	3,853,935	-1.7%
Judicial Building Loan	5,081,553	5,730,009	-11.3%
Total	<u>\$ 1,073,385,308</u>	<u>\$ 1,073,068,944</u>	0.0%

GOVERNMENT OF GUAM

Management's Discussion and Analysis (Unaudited) Year Ended September 30, 2019

During the year ended September 30, 2019, GovGuam issued \$27.6 million in Series 2019A general obligation bonds for the purpose of providing proceeds to fund the construction of a new cell for the Layon landfill, which are backed solely by the full faith and credit of GovGuam.

Overall, GovGuam's total long-term debt increased marginally by \$0.32 million. The increase in new bonded debt of \$27.6 million, as discussed above, was offset by debt service of \$27.3 million during the current fiscal year.

GovGuam's underlying *Standard and Poor's Corporation* bond ratings were as follows:

- \$5.4 million General Obligation Bonds, 2009 Series A (BB-/Negative).
- \$27.6 million General Obligation Bonds, 2019 Series A (BB-/Negative).
- \$75.4 million Hotel Occupancy Tax Bonds, 2011 Series A (BB/Negative).
- \$220.8 million Business Privilege Tax Bonds, 2011 Series A (BB/Negative).
- \$101.6 million Business Privilege Tax Bonds, 2012 Series B (BB/Negative).
- \$406.6 million Business Privilege Tax Bonds, 2015 Series D (BB/Negative).
- \$227.2 million Section 30 Bonds, 2016 Series A (BB/Negative).

Moody's Investors Service rates GovGuam's long-term debt as Ba1/Stable.

In January 2020, GovGuam refinanced the 2006 Judicial Building loan by entering into a \$15 million loan facility for the purpose of funding the acquisition of real property, additional renovations to existing facilities, and repayment of the existing 2006 loan.

In accordance with the Organic Act, the debt ceiling limitation or public indebtedness of GovGuam must not exceed 10% of the aggregate tax value (assessed value) of property in Guam, which is \$1.32 billion as of October 2019, the date that such certification was performed. Total debt outstanding as of September 30, 2019, subject to the debt ceiling limitation is \$1.1 billion. The legal debt margin at September 30, 2019 was \$255 million.

Additional information on GovGuam's long-term debt can be found in Note 6 to the basic financial statements.

GOVERNMENT OF GUAM

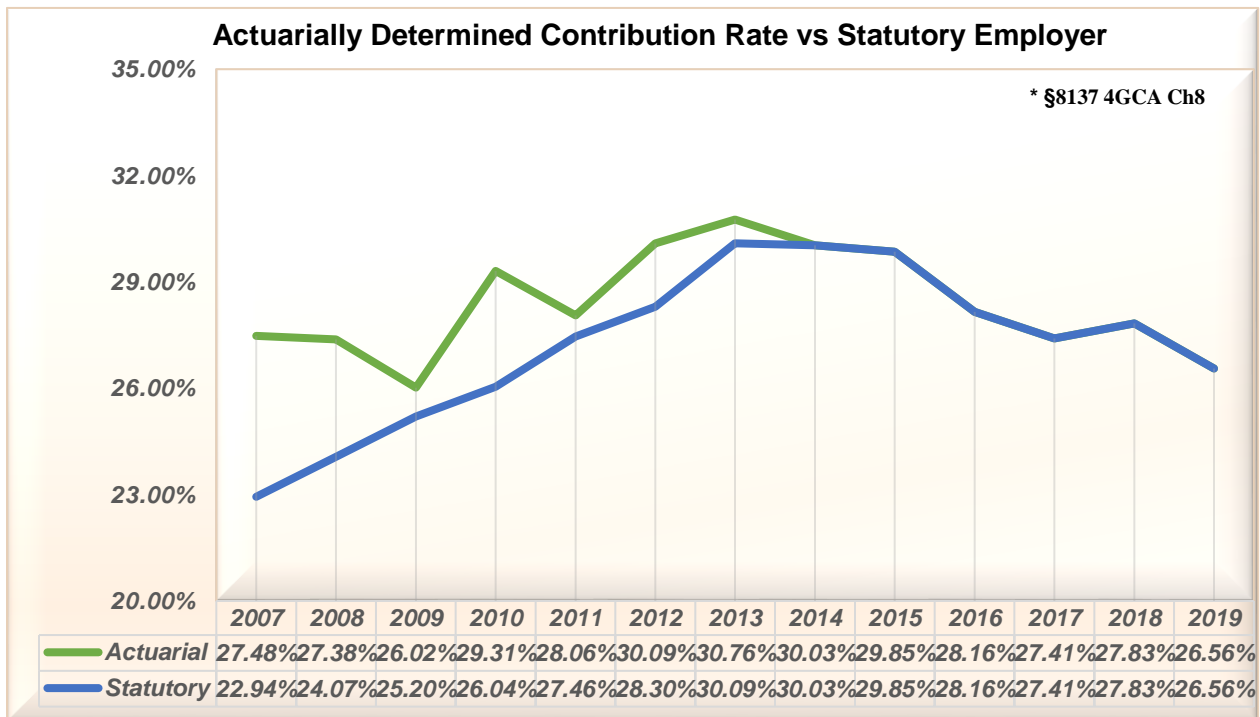
Management’s Discussion and Analysis (Unaudited)
Year Ended September 30, 2019

GOVGUAM’S PENSION

The Government of Guam closed its defined benefit (DB) plan to new members in 1995 with all new employees participating in a defined contribution (DC) plan. Under 4 GCA, Chapter 8, the Government is required to provide a contribution annually sufficient to pay off existing liabilities by 2033. The Government of Guam Retirement Fund (GGRF) Actuarial Valuation as of September 30, 2019 is available for review and may be accessed on their website www.ggrf.com. Based on this report:

- The unfunded actuarial accrued liability decreased from \$1.176 billion as of September 30, 2018 to \$1.155 billion as of September 30, 2019.
- The annual payment required to amortize the unfunded actuarial accrued liability under GCA Section 8137 has increased from \$108.2 million to \$112.1 million. As a result, the required contribution rate increased to 20.70% of payroll to 21.44% (Graph 11).
- The Government of Guam funds its unfunded actuarial accrued liability and amortized it over the remaining 14.58 years with sufficient annual contribution to fully pay the liability by 2033.

Graph 11



GOVERNMENT OF GUAM

Management's Discussion and Analysis (Unaudited) Year Ended September 30, 2019

There has been growing concern that insufficient savings by certain members in the defined contribution plan compromised their financial well-being during retirement as well as posing a threat for potential social cost to the government. GovGuam employees do not participate in the U.S. Social Security program. Thus, members upon retirement rely on their pension benefits.

- To address insufficient savings by members in the DC Plan, the Guam Legislature reformed its pensions in 2016, creating two new retirement plans, known as the DB (Defined Benefit) 1.75 and the Guam Retirement Security Plan. The Legislature overrode the Governor's veto to enact the law.
- Existing employees currently participating in the Defined Contribution Retirement System had a nine-month window between April 2017 and December 2017 in which they could elect to participate in the new Defined Benefit 1.75 Retirement Plan or remain in the DC plan.
- The law requires those who wish to retire to "buy" their years of service based on an actuarial determine amount from the DC account savings. Participants choosing to opt into the new DB 1.75 Plan were required to transfer all or a portion of their existing Defined Contribution System account balances to the Retirement Fund. This allows these assets to transfer to the fund to pay out future benefits. It also required increased contributions from the employee at mandatory pre-tax employee contributions equal to 9.5% of base salary in addition to a mandatory 1% contribution to the Deferred Compensation [Program].
- As of December 2017 deadline for participants to elect to transfer to the Defined Benefit 1.75 Retirement Plan or the Guam Retirement Security Plan, 3,379 of the 8,947 DC Plan participants elected to transfer to the DB 1.75 Plan. Only 6 participants elected to transfer to the GRSP, which had previously been designated the new default plan. Accordingly these participants, because of low participation and because implementation of the GRSP is considered uncertain pending legislation required to conform the plan to IRC requirements, were permitted to change their elections. GGRF also designated the DC Plan as the GovGuam default plan.
- It had been estimated that the new retirement plans would add \$173 million to the unfunded liability and add two years to the amortization period. The resultant unfunded liability has now been combined with the liability arising from the DB Plan. The actuarial valuation of the Plan as of September 30, 2018 has resulted in an overall decrease of \$92 million in unfunded liability despite the addition of the DB 1.75 Plan members and retirees.

ECONOMIC FACTORS, BUDGETS, CHALLENGES AND ACCOMPLISHMENTS

Guam's economy continues to grow driven by strength in tourism and increased construction related to the military build-up. For FY2018, the most up to date data available, Gross Domestic Product is estimated at \$5.9 billion (US Department of Commerce, Bureau of Economic Analysis), a 26.8% growth over 10 years.

In FY2019, over 1.63 million visitor arrivals were recorded, continuing Guam's success in attracting tourists from its main target markets of Japan and Korea, while also expanding marketing activities to other areas. Guam Visitors Bureau (GVB) support included a concert by AKB48 and a tour for nearly 30 top level travel executives for the Japan market; sponsored baseball and golf tournaments and other cultural events for the Korean market. GVB is also fostering other markets, including the Philippines, China and the US mainland. Through its support of sporting and cultural events and its involvement in infrastructure upkeep such as Tumon Landscaping and Beach maintenance, GVB continues to promote continued growth in this sector and high room occupancy and increasing hotel room rates support Guam's economy.

GOVERNMENT OF GUAM

Management's Discussion and Analysis (Unaudited) Year Ended September 30, 2019

The military build-up efforts continues with 189 military construction projects in progress. The FY2019 National Defense Authorization Act included \$448.5 million for Guam infrastructure with the draft proposals for FY2020 over \$400 million.

Civilian development continues with the construction of a new 340 room luxury hotel newly completed as of June 2020. Other projects include a planning application for a new 246 room hotel near the airport, infrastructure stimulation at Guam International Airport Authority, Guam Waterworks Authority and Guam Power Authority, new hospitality investments such as Olive Garden, Red Lobster and Jollibee and a proposal by a Japanese retailer to open retail store in Tamuning.

Guam's unemployment rate fell to 3.6% as of September 2018, slightly lower than the U.S. unemployment for the same period of 3.7%. To alleviate labor shortages in April 2019, 97 additional H-2B visas were approved along with 258 extensions. A total of 960 H-2B visa workers are currently on Guam.

In May 2019, the District Court of Guam transferred solid waste operations to the Guam Solid Waste Authority (GSWA). The Receiver is still tasked with carrying out certain duties, including finalizing, together with USEPA and Guam EPA financing and engineering associated with the Ordot landfill post closure issues. GSWA issued a contract for the new cell at the Layon landfill site. In order to complete this new construction, the Government issued a \$30 million General Obligation Bond with debt service to be met by GSWA tipping fee revenues with no requirement for an increase in fees for this funding.

The Leon Guerrero-Tenorio administration is committed to fiscal responsibility. The Administration has focused on stabilizing the finances, collecting taxes due, maximizing cost contributions from federal fund sources and collecting this funding and reviewing spending priorities. In FY2019, the Government was faced with a severe reduction in revenues as a result of the Tax Cuts and Jobs Act 2017. The budget was balanced by a combination of raising revenues by increasing Business Privilege Tax by 1% to 5% and by constraining spending. The FY2021 Budget submitted by the Governor to the Legislature is based on improving the quality of life for the people of Guam, balancing disciplined spending with the priorities of public safety, a healthy community, promoting local production and developing efficiencies and transparency in government.

COVID-19

On March 14, 2020 Governor Lourdes A Leon Guerrero declared a Public Health Emergency in response to the COVID-19 outbreak. Schools and non-essential businesses were closed and GovGuam closed its offices and required non-essential employees to work from home.

GovGuam injected funds into the private sector economy which was immediately hit by the cessation of tourism and closure of restaurants, entertainment and other island-based businesses, including a deferral of a proportion of BPT, advance of local funding to begin the payment of Economic Impact Stimulus (EIP) payments and deferral of due dates for business license renewals.

In April 2020, GovGuam received CARES Act funding and EIP funds. Immediate payments of EIP payments were made and CARES Act monies were used to support the exceptional expenses which had been and continue to be incurred by the Government in support of the effort to combat the Coronavirus. In May 2020 cash payments were made to certain lower income households under Prugrãmmã Sãlappẽ' Ayudon I Taotao and in June 2020 payments of Pandemic Unemployment Assistance and its associated Federal Pandemic Unemployment Compensation were started as well as business interruption payments to businesses affected by the economic downturn. Further payments will be made to needy households under the Ayuda I Mangafa law.

GOVERNMENT OF GUAM

Management's Discussion and Analysis (Unaudited)
Year Ended September 30, 2019

Although the number of Guamanians infected with the virus is very much lower than in the US mainland and many other countries, the economic impact on Guam's economy with its focus on tourism has been severe. The public health emergency is continuing and its duration is unknown. The length and depth of the economic downturn cannot be determined. Nevertheless, GovGuam is committed to paying its debt obligations and maintaining all essential and necessary services to the people of Guam.

COMPREHENSIVE ANNUAL FINANCIAL REPORT AND POPULAR ANNUAL FINANCIAL REPORT

The Government will be publishing a Comprehensive Annual Financial Report, which will contain both financial and statistical data and essential facts about the Government of Guam.

The Popular Annual Financial Report is designed to help citizens understand Government finances in a graphical form.

CONTACTING GOVGUAM'S FINANCIAL MANAGEMENT

This financial report is designed to provide a general overview of the Government of Guam's finances for all of Guam's citizens, taxpayers, customers, and investors and creditors. This financial report seeks to demonstrate the Island's accountability for the money it receives. Questions concerning any of the information provided in this report or request for additional information should be addressed to: Division of Accounts, Attention: Gaudencio Rosario, Deputy Financial Manager, P.O. Box 884, Hagatña, Guam 96932. Telephone No: (671) 475-1150/1169 Facsimile: (671) 472-8483 Website Address: www.da.doa.guam.gov.

GOVERNMENT OF GUAM

Statement of Net Position
September 30, 2019

	Primary Government	Component Units
<u>ASSETS</u>		
Cash and cash equivalents	\$ 122,145,180	\$ 209,913,822
Investments	9,792,719	39,130,142
Receivables, net	156,975,308	171,800,065
Due from primary government	-	6,900,816
Due from component units	1,763,152	-
Due from private purpose trusts	2,909,184	-
Inventories	2,941,213	63,245,123
Prepayments	5,320,345	5,029,754
Deposits and other assets	1,878,690	12,569,857
Restricted assets:		
Cash and cash equivalents	144,664,156	475,570,987
Investments	1,202,104	226,177,029
Unamortized bond issuance costs	-	2,221,160
Capital assets:		
Nondepreciable capital assets	94,352,887	380,140,330
Capital assets, net of accumulated depreciation	856,918,234	1,472,283,876
Land and other real estate	450,181,806	-
Land held for development	-	2,636,152
Total assets	1,851,044,978	3,067,619,113
<u>DEFERRED OUTFLOWS OF RESOURCES</u>		
Deferred loss on refunding	95,119,283	36,709,484
Deferred outflows from pensions	114,235,007	67,493,229
Deferred outflows from OPEB	143,159,115	86,131,070
Deferred unrecovered fuel costs	-	9,943,732
Deferred forward delivery contract costs	-	318,637
Total deferred outflows of resources	352,513,405	200,596,152
<u>LIABILITIES</u>		
Accounts payable and other current liabilities	79,929,587	66,252,281
Contracts payable	-	33,231,782
Accrued interest payable	16,167,445	27,182,646
Accrued payroll and other	18,241,325	18,905,707
Payable to federal agencies	24,787,282	-
Provision for tax refunds	131,049,773	-
COLA liability	4,531,673	-
Due to primary government	-	1,763,152
Due to component units	6,900,816	-
Unearned revenues	69,928,937	11,131,038
Deposits and other liabilities	17,772,907	49,492,644
Long-term liabilities:		
Due within one year	72,680,480	61,884,484
Due in more than one year	3,637,683,912	2,517,726,793
Total liabilities	4,079,674,137	2,787,570,527
<u>DEFERRED INFLOWS OF RESOURCES</u>		
Deferred forward delivery contract revenues	-	1,168,035
Deferred inflows from pensions	34,122,712	16,611,475
Deferred inflows from OPEB	527,825,174	255,452,464
Deferred gain on refunding	-	117,061
Total deferred inflows of resources	561,947,886	273,349,035
<u>NET POSITION</u>		
Net investment in capital assets	461,069,658	668,595,727
Restricted for:		
Capital projects	39,038,549	48,540,619
Retirement of indebtedness	76,939,051	65,194,866
Endowment - nonexpendable	450,181,806	43,251,554
Public health	23,967,216	-
Environmental protection	16,886,475	-
Other purposes	59,734,168	82,532,426
Unrestricted	(3,565,880,563)	(700,819,489)
Total net position	\$ (2,438,063,640)	\$ 207,295,703

See accompanying notes to basic financial statements.

GOVERNMENT OF GUAM
Statement of Activities
Year Ended September 30, 2019

Functions/Programs	Expenses	Program Revenues			Net (Expense) Revenue and Changes in Net Position	
		Charges for Services	Operating Grants and Contributions	Capital Grants and Contributions	Primary Government	Component Units
Primary government:						
Governmental Activities:						
General government	\$ 118,949,721	\$ 24,549,682	\$ 13,164,093	\$ -	\$ (81,235,946)	\$ -
Protection of life and property	128,222,312	21,415,325	9,047,416	-	(97,759,571)	-
Public health	361,563,089	4,771,077	272,106,178	-	(84,685,834)	-
Community services	37,320,343	440	12,248,006	-	(25,071,897)	-
Culture and recreation	28,144,226	936,230	1,495,139	-	(25,712,857)	-
Individual and collective rights	75,982,993	2,622,053	13,218,105	-	(60,142,835)	-
Transportation	43,912,279	10,801,615	37,892,460	-	4,781,796	-
Public education	382,743,265	3,060,548	66,158,633	-	(313,524,084)	-
Environmental protection	38,164,675	23,269,874	4,142,692	-	(10,752,109)	-
Economic development	14,949,333	1,094,402	11,872,840	-	(1,982,091)	-
Interest (unallocated)	79,705,950	-	2,828,588	-	(76,877,362)	-
Total primary government	<u>\$ 1,309,658,186</u>	<u>\$ 92,521,246</u>	<u>\$ 444,174,150</u>	<u>\$ -</u>	<u>(772,962,790)</u>	<u>-</u>
Component Units:						
Antonio B. Won Pat International Airport Authority	\$ 83,697,379	\$ 76,315,193	\$ 415,108	\$ 7,766,386	-	799,308
Guam Community College	37,663,565	5,888,438	10,916,498	-	-	(20,858,629)
Guam Housing and Urban Renewal Authority	46,158,359	1,201,208	41,273,978	1,618,292	-	(2,064,881)
Guam Memorial Hospital Authority	131,012,295	100,348,300	44,817	1,049,864	-	(29,569,314)
Guam Power Authority	393,758,080	402,536,674	1,385,472	-	-	10,164,066
Guam Waterworks Authority	99,996,697	110,540,265	-	21,801,439	-	32,345,007
Port Authority of Guam	52,757,698	55,235,895	352,065	697,379	-	3,527,641
University of Guam	94,931,524	21,991,902	36,679,893	-	-	(36,259,729)
Nonmajor component units	36,683,509	8,920,916	946,365	-	-	(26,816,228)
	<u>\$ 976,659,106</u>	<u>\$ 782,978,791</u>	<u>\$ 92,014,196</u>	<u>\$ 32,933,360</u>	<u>-</u>	<u>(68,732,759)</u>
General revenues:						
Taxes:						
Income					280,787,279	-
Gross receipts					314,946,414	-
Section 30 Federal income tax collections					77,046,768	-
Hotel occupancy					44,701,481	-
Property					33,333,472	-
Tobacco					35,448,719	-
Liquid fuel					14,428,017	-
Alcoholic beverages					3,785,570	-
Excise					3,535,038	-
Limited gaming					4,159,506	-
Investment earnings					1,839,139	13,048,591
Contributions from primary government					-	117,554,448
Other					7,626,127	2,102,157
Total general revenues					821,637,530	132,705,196
Contributions to permanent fund					(8,569,202)	-
Total general revenues and contributions to permanent fund					813,068,328	132,705,196
Change in net position					40,105,538	63,972,437
Net position at beginning of year, as previously reported					(2,478,169,178)	137,520,399
Restatement (Note 14K)					-	5,802,867
Net position at beginning of year, as restated					(2,478,169,178)	143,323,266
Net position at end of year					<u>\$ (2,438,063,640)</u>	<u>\$ 207,295,703</u>

See accompanying notes to basic financial statements.

GOVERNMENT OF GUAM

Balance Sheet
Governmental Funds
September 30, 2019

	General	Special Revenue		Permanent	Other Governmental Funds	Total
		Federal Grants Assistance	GDOE Federal Grants	Chamorro Lands		
ASSETS						
Cash and cash equivalents	\$ 69,043,453	\$ 1,169,171	\$ 181,538	\$ -	\$ 51,751,018	\$ 122,145,180
Investments	210,009	-	-	-	9,582,710	9,792,719
Land and other real estate	-	-	-	450,181,806	-	450,181,806
Receivables, net:						
Taxes	57,084,996	-	-	-	7,910,993	64,995,989
Federal agencies	13,247,727	59,156,529	8,663,846	-	-	81,068,102
Other	692,139	-	-	-	10,219,078	10,911,217
Due from component units	-	-	-	-	1,763,152	1,763,152
Due from other funds	49,795,541	-	-	-	29,246,238	79,041,779
Due from private purpose trust funds	2,909,184	-	-	-	-	2,909,184
Inventories	2,941,213	-	-	-	-	2,941,213
Prepayments	5,234,995	-	-	-	85,350	5,320,345
Deposits and other assets	1,002,572	-	-	-	1,118	1,003,690
Restricted assets:						
Cash and cash equivalents	86,404,990	-	-	-	58,259,166	144,664,156
Investments	-	-	-	-	1,202,104	1,202,104
Total assets	\$ 288,566,819	\$ 60,325,700	\$ 8,845,384	\$ 450,181,806	\$ 170,020,927	\$ 977,940,636
LIABILITIES, DEFERRED INFLOWS OF RESOURCES AND FUND BALANCES (DEFICIT)						
Liabilities:						
Accounts payable	\$ 66,587,922	\$ 7,785,630	\$ 1,004,856	\$ -	\$ 4,551,179	\$ 79,929,587
Accrued payroll and other	12,886,470	1,565,676	1,235,934	-	2,553,245	18,241,325
Due to component units	6,900,816	-	-	-	-	6,900,816
Due to other funds	29,246,238	26,090,201	5,698,364	-	18,006,976	79,041,779
Payable to federal agencies	-	24,736,587	50,695	-	-	24,787,282
Unearned revenues	69,928,937	-	-	-	-	69,928,937
Provision for tax refunds	131,049,773	-	-	-	-	131,049,773
COLA liability	4,531,673	-	-	-	-	4,531,673
Deposits and other liabilities	15,235,933	-	855,535	-	1,681,439	17,772,907
Total liabilities	336,367,762	60,178,094	8,845,384	-	26,792,839	432,184,079
Deferred inflows of resources:						
Deferred revenues	-	-	-	-	1,882,990	1,882,990
Total liabilities and deferred inflows of resources	336,367,762	60,178,094	8,845,384	-	28,675,829	434,067,069
Fund balances (deficit):						
Non-spendable	2,170,056	-	-	450,181,806	-	452,351,862
Restricted	80,504,493	-	-	-	57,151,880	137,656,373
Committed	16,217,190	-	-	-	85,957,316	102,174,506
Assigned	-	147,606	-	-	-	147,606
Unassigned:						
General fund	(146,692,682)	-	-	-	-	(146,692,682)
Special revenue funds	-	-	-	-	(1,764,098)	(1,764,098)
Total fund balances (deficit)	(47,800,943)	147,606	-	450,181,806	141,345,098	543,873,567
Total liabilities, deferred inflows of resources and fund balances (deficit)	\$ 288,566,819	\$ 60,325,700	\$ 8,845,384	\$ 450,181,806	\$ 170,020,927	\$ 977,940,636

See accompanying notes to basic financial statements.

GOVERNMENT OF GUAM

Reconciliation of the Governmental Funds Balance Sheet to the Statement of Net Position September 30, 2019

Total fund balance - governmental funds	\$	543,873,567
Amounts reported for governmental activities in the statement of net position are different because:		
Maintenance costs associated with capital lease obligations in governmental activities are not financial resources and, therefore, are not reported in the governmental funds		875,000
Capital assets used in governmental activities are not financial resources and, therefore, are not reported in the funds. These assets consist of:		
Land	\$	57,071,489
Construction in progress		37,281,398
Depreciable capital assets and infrastructure		1,722,498,258
Accumulated depreciation		<u>(865,580,024)</u>
Capital assets, net of accumulated depreciation		951,271,121
Revenues are not available soon enough after year end to pay for the current period's expenditures and therefore are unavailable deferred inflows of resources in the governmental funds		1,882,990
Accrued interest payable is not recognized in governmental funds		(16,167,445)
Long-term liabilities, including bonds payable, are not due and payable in the current period and therefore are not reported in the funds. These liabilities include:		
Bonds payable		(1,155,427,442)
Notes payable		(8,870,308)
Capital lease obligations		(168,895,164)
Due to IRS		(19,937,926)
Tax credits payable		(2,921,198)
Net pension liability		(1,013,574,175)
OPEB liability		(1,275,051,027)
Compensated absences payable		(21,338,974)
DCRS sick leave liability		(17,206,088)
Landfill closure and postclosure costs		<u>(27,142,090)</u>
Long-term liabilities		(3,710,364,392)
Deferred outflows of resources are charged to future periods and are not reported in the funds. Those deferred outflows consist of:		
Deferred loss on refunding		95,119,283
Deferred outflows from pensions		114,235,007
Deferred outflows from OPEB		<u>143,159,115</u>
		352,513,405
Deferred inflows of resources benefit future periods and are not reported in the funds. Those deferred inflows consist of:		
Deferred inflows from pensions		(34,122,712)
Deferred inflows from OPEB		<u>(527,825,174)</u>
		<u>(561,947,886)</u>
Net position of governmental activities	\$	<u><u>(2,438,063,640)</u></u>

See accompanying notes to basic financial statements.

GOVERNMENT OF GUAM

**Statement of Revenues, Expenditures, and Changes in Fund Balances (Deficit)
Governmental Funds
Year Ended September 30, 2019**

	General	Special Revenue		Permanent	Other Governmental Funds	Total
		Federal Grants Assistance	GDOE Federal Grants	Chamorro Lands		
Revenues:						
Taxes	\$ 676,315,499	\$ -	\$ -	\$ -	\$ 135,856,765	\$ 812,172,264
Intergovernmental	6,784,801	372,988,928	56,974,349	-	2,405,719	439,153,797
Licenses and permits	587,317	-	-	-	65,086,048	65,673,365
Charges for services	2,714,732	-	209,698	-	20,572,559	23,496,989
Fines and forfeits	849,615	-	-	-	618,287	1,467,902
Interest and investment earnings (loss)	1,188,715	-	-	(8,569,202)	650,424	(6,730,063)
Indirect cost reimbursement	288,803	-	-	-	-	288,803
Contributions from component units	4,184,748	-	-	-	546,802	4,731,550
Other	7,326,445	-	-	-	299,682	7,626,127
Total revenues	700,240,675	372,988,928	57,184,047	(8,569,202)	226,036,286	1,347,880,734
Expenditures:						
Current:						
General government	46,859,074	11,763,181	-	-	21,085,670	79,707,925
Protection of life and property	95,033,837	9,047,416	-	-	24,383,387	128,464,640
Public health	3,725,878	286,382,351	-	-	30,906,276	321,014,505
Community services	24,820,222	12,248,006	-	-	183,402	37,251,630
Recreation	121	1,495,139	-	-	3,464,536	4,959,796
Individual and collective rights	43,328,953	10,280,408	-	-	12,819,627	66,428,988
Transportation	-	37,892,460	-	-	6,930,739	44,823,199
Public education	221,117,591	-	59,766,931	-	8,990,189	289,874,711
Environmental protection	36,965	4,142,692	-	-	20,881,988	25,061,645
Economic development	5,033,357	6,011,316	-	-	742,663	11,787,336
Payments to:						
GovGuam Retirement Fund	4,034,000	-	-	-	-	4,034,000
Guam Community College	17,099,995	-	-	-	1,312,373	18,412,368
Guam Memorial Hospital Authority	21,224,314	577,475	-	-	13,390,106	35,191,895
Guam Power Authority	-	213,676	-	-	-	213,676
Guam Waterworks Authority	-	66,417	-	-	-	66,417
Guam Preservation Trust	-	-	-	-	761,000	761,000
Guam Visitors Bureau	-	-	-	-	22,335,216	22,335,216
Port Authority of Guam	-	68,985	-	-	-	68,985
University of Guam	31,418,202	-	-	-	1,576,353	32,994,555
Miscellaneous appropriations	60,137,070	-	-	-	156,739	60,293,809
Capital projects	-	1,463,292	-	-	861,113	2,324,405
Debt service:						
Principal retirement	28,605,215	-	4,010,000	-	2,933,636	35,548,851
Bond issuance costs	519,654	-	-	-	481,613	1,001,267
Interest and fiscal charges	69,050,057	-	2,591,400	-	5,305,795	76,947,252
Total expenditures	672,044,505	381,652,814	66,368,331	-	179,502,421	1,299,568,071
Excess (deficiency) of revenues over (under) expenditures	28,196,170	(8,663,886)	(9,184,284)	(8,569,202)	46,533,865	48,312,663
Other financing sources (uses):						
Proceeds from bonds issued	-	-	-	-	27,610,000	27,610,000
Premium on bonds issued	-	-	-	-	4,027,747	4,027,747
Transfers in from other funds	37,829,289	17,848,170	9,184,284	-	22,652,048	87,513,791
Transfers out to other funds	(30,377,539)	(9,184,284)	-	-	(48,341,321)	(87,903,144)
Total other financing sources (uses), net	7,451,750	8,663,886	9,184,284	-	5,948,474	31,248,394
Net change in fund balances (deficit)	35,647,920	-	-	(8,569,202)	52,482,339	79,561,057
Fund balances (deficit) at beginning of year	(83,448,863)	147,606	-	458,751,008	88,862,759	464,312,510
Fund balances (deficit) at end of year	\$ (47,800,943)	\$ 147,606	\$ -	\$ 450,181,806	\$ 141,345,098	\$ 543,873,567

See accompanying notes to basic financial statements.

GOVERNMENT OF GUAM

Reconciliation of the Governmental Funds Statement of Revenues, Expenditures, and Changes in Fund Balances to the Statement of Activities Year Ended September 30, 2019

Total net change in fund balances - governmental funds	\$	79,561,057
Amounts reported for governmental activities in the statement of activities are different because:		
Prepayment of capital lease obligations in governmental activities are not financial resources and, therefore, are not reported in the governmental funds. These assets consist of:		
Guam Department of Education capital lease		(125,000)
Capital outlays are reported as expenditures in governmental funds. However, in the statement of activities, the cost of capital assets is allocated over their estimated useful lives as depreciation expense. For the current year, these amounts consist of:		
Capital outlays, net of disposals	\$ 15,554,131	
Depreciation expense	<u>(62,559,355)</u>	
		(47,005,224)
Amounts presented in the statement of activities, but not in the change in fund balances due to difference in revenue recognition under different bases of accounting		
		1,882,990
The incurrence of long-term debt (e.g., bonds and leases) provides current financial resources to governmental funds, while the repayment of the principal of long-term debt consumes the current financial resources of governmental funds. Neither transaction has any effect on net position. Also, governmental funds report the effect of premiums, discounts, and deferred amounts on refundings when debt is issued, whereas these amounts are deferred and amortized in the statement of activities. For the current year, these amounts consist of:		
Proceeds from General Obligation bonds issued	(27,610,000)	
Premium on General Obligation bonds issued	(4,027,747)	
Repayment of General Obligation bonds	5,070,000	
Repayment of Limited Obligation bonds	7,630,000	
Repayment of Business Privilege Tax bonds	13,880,000	
Repayment of loans	713,636	
Repayment of capital leases	23,192,705	
Reduction in tax credits payable	717,903	
Amortization of loss on defeasance	(5,349,024)	
Amortization of bond premiums	3,896,895	
Amortization of bond discounts	<u>(189,108)</u>	
		17,925,260
Some expenses reported in the statement of activities do not require the use of current financial resources and therefore are not reported as expenditures in governmental funds. For the current year, these activities consist of:		
Change in accrued interest payable	(116,194)	
Change in compensated absences payable	171,974	
Change in landfill closure and postclosure care costs	(7,130,004)	
Change in DCRS sick leave liability	4,178	
Net pension activity	6,183,488	
Net OPEB activity	<u>(11,246,987)</u>	
		(12,133,545)
Change in net position of governmental activities	\$	<u><u>40,105,538</u></u>

See accompanying notes to basic financial statements.

GOVERNMENT OF GUAM

Statement of Fiduciary Net Position Fiduciary Funds September 30, 2019

	Pension Trust	Private Purpose Trust	Agency Fund
<u>ASSETS</u>			
Cash and cash equivalents	\$ 8,725,748	\$ 16,463,447	\$ -
Time certificates of deposit	-	1,000,000	-
Investments at fair value:			
Common stocks	1,290,830,469	-	-
U.S. Government securities	227,713,814	-	-
Corporate bonds and notes	378,643,717	-	-
Money market funds	70,248,164	-	-
Mutual funds	409,982,625	-	-
DC plan forfeitures	6,758,174	-	-
Total investments	<u>2,384,176,963</u>	<u>-</u>	<u>-</u>
Accounts receivable:			
Employer contributions	6,156,057	-	-
Member contributions	1,926,527	-	-
Interest and penalties on contributions	259,126	-	-
Accrued investment income	6,204,386	-	-
Due from brokers for unsettled trades	3,589,381	-	-
Service credits	2,394,104	-	-
Supplemental/Insurance benefits advanced	1,996,097	-	-
Other	1,418,707	303,543	-
Total receivables	<u>23,944,385</u>	<u>303,543</u>	<u>-</u>
Deposits and other assets	-	-	13,317,866
Capital assets	604,905	-	-
Total assets	<u>2,417,452,001</u>	<u>17,766,990</u>	<u>\$ 13,317,866</u>
<u>DEFERRED OUTFLOWS OF RESOURCES</u>			
Deferred supplemental COLA payments	14,339,393	-	
Deferred outflows of resources from pensions	617,340	-	
Deferred outflows of resources from OPEB	836,082	-	
Total deferred outflows from resources	<u>15,792,815</u>	<u>-</u>	
<u>LIABILITIES</u>			
Unearned revenue	4,606,105	-	\$ -
Accounts payable and accrued expenses	4,930,852	-	-
Accrued payroll and other	685,211	-	-
Due to other funds	-	2,909,184	-
Deposits and other liabilities	-	12,541,800	13,317,866
Due to brokers for unsettled trades	50,948,425	-	-
Net pension liability	5,670,345	-	-
OPEB liability	8,466,261	-	-
Total liabilities	<u>75,307,199</u>	<u>15,450,984</u>	<u>\$ 13,317,866</u>
<u>DEFERRED INFLOWS OF RESOURCES</u>			
Deferred inflows of resources from pensions	285,817	-	
Deferred inflows of resources from OPEB	3,795,885	-	
Total deferred inflows from resources	<u>4,081,702</u>	<u>-</u>	
<u>NET POSITION</u>			
Restricted for:			
Employees' pension benefits	2,353,855,915	-	
Individuals, organizations and other governments	-	2,316,006	
Total net position	<u>\$ 2,353,855,915</u>	<u>\$ 2,316,006</u>	

See accompanying notes to basic financial statements.

GOVERNMENT OF GUAM

Statement of Changes in Fiduciary Net Position
Fiduciary Funds
Year Ended September 30, 2019

	Pension Trust	Private Purpose Trust
Additions:		
Contributions:		
Employer contributions	\$ 129,252,229	\$ -
Member contributions	41,887,899	-
Use of money and property	-	1,939,877
Transfers in from other funds	-	389,353
Total contributions and revenues	171,140,128	2,329,230
Net investment income:		
Net decrease in fair value of investments	(11,194,725)	-
Interest	64,059,819	-
Dividends	15,833,624	-
Other	1,319,090	-
Total investment income	70,017,808	-
Less: investment expenses	5,555,417	-
Net investment income	64,462,391	-
Total additions	235,602,519	2,329,230
Deductions:		
Benefits	227,829,152	-
Refunds	30,806,141	-
Interest on refunded contributions	617,745	-
Administrative and general expense	5,359,973	-
Individual and collective rights	-	2,241,405
Total deductions	264,613,011	2,241,405
Change in net position held in trust for:		
Employees' pension benefits	(29,010,492)	-
Individuals, organizations, and other governments	-	87,825
	(29,010,492)	87,825
Net position at beginning of year	2,382,866,407	2,228,181
Net position at end of year	\$ 2,353,855,915	\$ 2,316,006

See accompanying notes to basic financial statements.

GOVERNMENT OF GUAM

Statement of Net Position
Component Units
September 30, 2019

	Antonio B. Won Pat International Airport Authority	Guam Community College	Guam Housing and Urban Renewal Authority	Guam Memorial Hospital Authority	Guam Power Authority	Guam Waterworks Authority	Port Authority of Guam	University of Guam	Nonmajor Component Units	Total
ASSETS										
Cash and cash equivalents	\$ 2,607,902	\$ 15,629,267	\$ 15,613,356	\$ 4,651,190	\$ 73,121,838	\$ 36,140,182	\$ 22,897,451	\$ 10,523,823	\$ 28,728,813	\$ 209,913,822
Investments	-	4,105,093	-	-	4,996,550	-	-	19,467,071	10,561,428	39,130,142
Receivables, net	9,176,356	5,251,788	5,663,811	42,545,805	42,550,451	19,656,952	4,907,576	12,896,729	29,150,597	171,800,065
Due from primary government	-	703,818	-	4,335,730	-	-	-	-	1,861,268	6,900,816
Inventories	364,597	610,123	264,628	2,989,973	53,735,328	3,897,072	568,917	806,779	7,706	63,245,123
Prepayments	-	1,009,300	106,250	-	2,115,083	1,667,815	38,134	-	93,172	5,029,754
Deposits and other assets	-	6,042,306	-	-	-	-	-	5,830,010	697,541	12,569,857
Restricted assets:										
Cash and cash equivalents	864,448	357,085	-	-	162,627,122	209,059,757	90,493,599	1,913,398	10,255,578	475,570,987
Investments	129,633,001	18,182,113	-	-	43,821,627	-	-	32,672,027	1,868,261	226,177,029
Unamortized bond issuance costs	-	-	-	-	2,221,160	-	-	-	-	2,221,160
Capital assets:										
Nondepreciable capital assets	181,469,370	5,054,236	4,405,378	1,227,869	49,897,975	104,077,321	6,979,361	7,578,870	19,449,950	380,140,330
Capital assets, net of accumulated depreciation	272,929,690	29,062,798	15,415,496	28,384,353	439,338,315	513,020,424	109,889,143	58,807,888	5,435,769	1,472,283,876
Land held for development	-	-	2,636,152	-	-	-	-	-	-	2,636,152
Total assets	597,045,364	86,007,927	44,105,071	84,134,920	874,425,449	887,519,523	235,774,181	150,496,595	108,110,083	3,067,619,113
DEFERRED OUTFLOWS OF RESOURCES										
Deferred amount on refunding	-	-	-	-	24,733,104	11,976,380	-	-	-	36,709,484
Deferred outflows from pensions	4,597,034	5,343,133	2,615,848	13,473,096	12,264,214	9,057,499	6,759,236	11,137,450	2,245,719	67,493,229
Deferred outflows from OPEB	13,379,839	8,393,990	1,390,559	14,515,198	20,477,549	6,982,196	9,270,196	8,745,158	2,976,385	86,131,070
Unrecovered fuel costs	-	-	-	-	9,943,732	-	-	-	-	9,943,732
Deferred forward delivery contract costs	-	-	-	-	318,637	-	-	-	-	318,637
Total deferred outflows of resources	17,976,873	13,737,123	4,006,407	27,988,294	67,737,236	28,016,075	16,029,432	19,882,608	5,222,104	200,596,152
LIABILITIES										
Accounts payable	4,798,843	3,032,968	1,535,048	10,195,581	28,080,823	4,305,967	1,665,824	5,775,955	6,861,272	66,252,281
Contracts payable	10,998,824	138,138	-	-	-	22,094,820	-	-	-	33,231,782
Accrued interest payable	5,634,000	-	-	-	14,733,265	6,359,303	-	-	456,078	27,182,646
Accrued payroll and other	5,038,022	218,096	539,304	8,404,349	1,844,658	1,685,235	899,599	-	276,444	18,905,707
Due to primary government	1,763,152	-	-	-	-	-	-	-	-	1,763,152
Unearned revenue	-	1,588,244	494,507	-	-	-	201,153	8,575,257	271,877	11,131,038
Deposits and other liabilities	2,319,707	8,399,139	651,197	627,816	28,657,916	3,344,395	3,871,427	753,631	867,416	49,492,644
Long-term liabilities:										
Due within one year	14,267,386	339,326	146,791	1,881,292	26,866,312	11,705,222	3,758,855	1,169,635	1,749,665	61,884,484
Due in more than one year	266,556,173	82,376,848	26,629,322	266,182,235	791,734,233	631,304,346	196,829,790	193,131,309	62,982,537	2,517,726,793
Total liabilities	311,376,107	96,092,759	29,996,169	287,291,273	891,917,207	680,799,288	207,226,648	209,405,787	73,465,289	2,787,570,527
DEFERRED INFLOWS OF RESOURCES										
Deferred forward delivery contract revenues	-	-	-	-	1,168,035	-	-	-	-	1,168,035
Deferred inflows from pensions	898,574	912,839	381,591	5,583,805	2,371,109	1,444,744	2,146,691	2,316,425	555,697	16,611,475
Deferred inflows from OPEB	17,869,987	16,683,397	4,588,763	56,220,601	49,847,929	31,758,062	26,986,073	41,251,320	10,246,332	255,452,464
Deferred amount on refunding	117,061	-	-	-	-	-	-	-	-	117,061
Total deferred inflows of resources	18,885,622	17,596,236	4,970,354	61,804,406	53,387,073	33,202,806	29,132,764	43,567,745	10,802,029	273,349,035
NET POSITION										
Net investment in capital assets	253,719,950	31,991,504	21,560,783	29,612,222	(20,489,116)	190,953,226	90,686,770	55,583,370	14,977,018	668,595,727
Restricted:										
Capital projects	39,266,254	-	-	-	-	9,274,365	-	-	-	48,540,619
Retirement of indebtedness	-	-	-	-	19,039,882	9,024,013	33,641,424	-	3,489,547	65,194,866
Endowment - nonexpendable	-	16,182,365	-	-	-	-	-	27,069,189	-	43,251,554
Other purposes	-	1,398,120	16,820,947	-	4,289,468	376,168	6,317,706	23,095,537	30,234,480	82,532,426
Unrestricted (deficit)	(8,225,696)	(63,515,934)	(25,236,775)	(266,584,687)	(5,981,829)	(8,094,268)	(115,201,699)	(188,342,425)	(19,636,176)	(700,819,489)
Total net position	\$ 284,760,508	\$ (13,943,945)	\$ 13,144,955	\$ (236,972,465)	\$ (3,141,595)	\$ 201,533,504	\$ 15,444,201	\$ (82,594,329)	\$ 29,064,869	\$ 207,295,703

See accompanying notes to basic financial statements.

GOVERNMENT OF GUAM

Statement of Revenues, Expenses, and Changes in Net Position
Component Units
Year Ended September 30, 2019

	Antonio B. Won Pat International Airport Authority	Guam Community College	Guam Housing and Urban Renewal Authority	Guam Memorial Hospital Authority	Guam Power Authority	Guam Waterworks Authority	Port Authority of Guam	University of Guam	Non-major Component Units	Total
Expenses	\$ 83,697,379	\$ 37,663,565	\$ 46,158,359	\$ 131,012,295	\$ 393,758,080	\$ 99,996,697	\$ 52,757,698	\$ 94,931,524	\$ 36,683,509	\$ 976,659,106
Program revenues:										
Charges for services	76,315,193	5,888,438	1,201,208	100,348,300	402,536,674	110,540,265	55,235,895	21,991,902	8,920,916	782,978,791
Operating grants and contributions	415,108	10,916,498	41,273,978	44,817	1,385,472	-	352,065	36,679,893	946,365	92,014,196
Capital grants and contributions	7,766,386	-	1,618,292	1,049,864	-	21,801,439	697,379	-	-	32,933,360
Total program revenues	84,496,687	16,804,936	44,093,478	101,442,981	403,922,146	132,341,704	56,285,339	58,671,795	9,867,281	907,926,347
Net program revenues (expenses)	799,308	(20,858,629)	(2,064,881)	(29,569,314)	10,164,066	32,345,007	3,527,641	(36,259,729)	(26,816,228)	(68,732,759)
General revenues:										
Payments from GovGuam	-	20,047,624	414,569	37,179,002	-	-	-	36,246,680	23,666,573	117,554,448
Investment earnings	2,472,916	206,490	14,576	-	5,002,989	4,953,524	-	(134,602)	532,698	13,048,591
Other	-	59,225	130,818	1,603,205	-	-	-	-	308,909	2,102,157
Total general revenues	2,472,916	20,313,339	559,963	38,782,207	5,002,989	4,953,524	-	36,112,078	24,508,180	132,705,196
Change in net position	3,272,224	(545,290)	(1,504,918)	9,212,893	15,167,055	37,298,531	3,527,641	(147,651)	(2,308,048)	63,972,437
Net position at beginning of year, as previously reported	281,488,284	(13,398,655)	8,847,006	(246,185,358)	(18,308,650)	164,234,973	11,916,560	(82,446,678)	31,372,917	137,520,399
Restatement (Note 14K)	-	-	5,802,867	-	-	-	-	-	-	5,802,867
Net position at beginning of year, as restated	281,488,284	(13,398,655)	14,649,873	(246,185,358)	(18,308,650)	164,234,973	11,916,560	(82,446,678)	31,372,917	143,323,266
Net position at the end of the year	\$ 284,760,508	\$ (13,943,945)	\$ 13,144,955	\$ (236,972,465)	\$ (3,141,595)	\$ 201,533,504	\$ 15,444,201	\$ (82,594,329)	\$ 29,064,869	\$ 207,295,703

See accompanying notes to basic financial statements.

GOVERNMENT OF GUAM

Notes to Financial Statements
September 30, 2019

(1) Summary of Significant Accounting Policies

The accompanying basic financial statements of the Government of Guam (GovGuam) have been prepared in accordance with accounting principles generally accepted in the United States of America (GAAP). The Governmental Accounting Standards Board (GASB) is the recognized standard-setting body for establishing governmental accounting and financial reporting principles. GovGuam's significant accounting policies are described below:

A. Reporting Entity

Guam is an unincorporated territory of the United States of America with policy relations between Guam and the United States under the jurisdiction of the Office of Insular Affairs, U.S. Department of the Interior. In 1950, the U.S. Congress provided Guam with an Organic Act that organized GovGuam as a constitutional government comprised of locally elected executive and legislative branches and an appointed judicial branch. In addition, Guam has an elected representative to the U.S. Congress who possesses the same powers and privileges as representatives from the various States, with the exception of voting on the House floor.

The Executive Branch consists of a popularly elected Governor and Lieutenant Governor, each serving a four-year term, with executive department heads appointed by the Governor with the consent of the Guam legislature. The Legislative Branch is a unicameral parliament consisting of 15 members elected for a term of two years. The Judicial Branch is comprised of the Supreme Court of Guam and a Territorial Superior Court with judges appointed for eight-year terms by the Governor. Under the Organic Act, GovGuam is required to submit to the U.S. Congress and the Secretary of the Interior a comprehensive annual financial report in conformance with the standards of the National Council on Governmental Accounting within 120 days after the close of the fiscal year; however, GovGuam has not complied with this requirement.

For financial reporting purposes, GovGuam has included all funds, organizations, agencies, boards, commissions and institutions. GovGuam has also considered all potential component units for which it is financially accountable as well as other entities for which the nature and significance of their relationship with GovGuam are such that exclusion would cause GovGuam's basic financial statements to be misleading or incomplete. The criteria to be considered in determining financial accountability include whether GovGuam, as the primary government, has appointed a voting majority of an organization's governing body and either has the ability to impose its will on that organization or there is potential for the organization to provide specific financial benefits to or impose specific financial burdens on GovGuam. Financial accountability also exists if an organization is determined to be fiscally dependent on the primary government, although the primary government does not appoint a voting majority of the organization's governing board. Each component unit of GovGuam has a September 30 year-end.

Component units are entities that are legally separate organizations for which GovGuam's elected officials are financially accountable or other organizations for which the nature and significance of their relationship with GovGuam are such that exclusion would cause GovGuam's basic financial statements to be misleading or incomplete. GovGuam is financially accountable because it appoints the members of the governing authorities of each of the component units and because it is able to impose its will on these organizations or because the organizations provide specific financial benefits or impose specific financial burdens on GovGuam.

GOVERNMENT OF GUAM

Notes to Financial Statements
September 30, 2019

(1) Summary of Significant Accounting Policies, Continued

A. Reporting Entity, Continued

The financial statements of the component units have been included in the financial reporting entity as discretely presented component units in accordance with GASB Statement No. 14, *The Financial Reporting Entity*, as amended by GASB Statement No. 39, *Determining Whether Certain Organizations are Component Units*, and GASB Statement No. 61, *The Financial Reporting Entity: Omnibus - an amendment of GASB Statements No. 14 and No. 34*. The component units' column of the basic financial statements includes the financial data of the following discretely presented component units:

- (a) Antonio B. Won Pat International Airport Authority (AWPIAA), formerly known as the Guam International Airport Authority, was created by Public Law 13-57 (as amended) as an autonomous instrumentality of GovGuam to own and operate the facilities of the Guam International Air Terminal. It is charged with the acquisition, construction, operation and maintenance of airports and related facilities for civil aviation on Guam. AWPIAA supports its operations through landing fees and charges for use of its facilities and through rentals under concessionaire agreements and is governed by a seven-member Board of Directors, all of whom are appointed by the Governor of Guam. AWPIAA is fiscally dependent upon GovGuam whereby AWPIAA cannot issue bonded debt without legislative approval.
- (b) Guam Community College (GCC) was created by Public Law 14-77, "The Community College Act of 1977". GCC is governed by a nine-member Board of Trustees, all of whom are appointed by the Governor of Guam. GovGuam provides financial support to GCC through legislative appropriations.
- (c) Guam Housing and Urban Renewal Authority (GHURA) was created by Government Code, Vol. II, Title XIV, Chapter X, 13902. GHURA's purpose is to promote the health, safety and welfare of the people of Guam by eliminating slum and blight conditions, by the orderly redevelopment and renewal of communities, by proper planning of community development and by provision of safe, decent and sanitary dwellings for low-income families, through all available Federal and local governmental programs. The Board of Commissioners of GHURA is appointed by the Governor of Guam. GovGuam has the ability to impose its will on GHURA.
- (d) Guam Memorial Hospital Authority (GMHA) was created by Public Law 14-29 as an autonomous instrumentality of GovGuam to administer and operate the Guam Memorial Hospital. GMHA is governed by a seven-member Board of Trustees, all of whom are appointed by the Governor of Guam. GovGuam provides financial support to GMHA through legislative appropriations.
- (e) Guam Power Authority (GPA) was created by the GPA Act of 1968 and is responsible for the supervision of construction, maintenance of operations and regulations of all electrical utility services within GovGuam. It operates the power system for GovGuam and has created an Island-wide Power System Agreement with the United States Navy. GPA derives revenues from sales of electricity and is governed by the five-member Consolidated Commission on Utilities (CCU), all of whom are elected for two or four year terms. GPA is fiscally dependent upon GovGuam whereby GPA cannot issue bonded debt without legislative approval.

GOVERNMENT OF GUAM

Notes to Financial Statements
September 30, 2019

(1) Summary of Significant Accounting Policies, Continued

A. Reporting Entity, Continued

- (f) Guam Waterworks Authority (GWA), formerly the Public Utility Agency of Guam (PUAG), was created by Public Law 23-119 and is responsible for supervising the construction, maintenance operations and regulations of all water and sewerage services within GovGuam. GWA derives its operating revenues from water and wastewater fees charged to residential, commercial and government customers, based on consumption, and is governed by the CCU. GWA is fiscally dependent upon GovGuam whereby GWA cannot issue bonded debt without legislative approval.
- (g) Port Authority of Guam (PAG) was created by Public Law 13-87 as an autonomous instrumentality of GovGuam to own and operate the facilities of the Commercial Port of Guam. PAG is governed by a five-member Board of Directors, all of whom are appointed by the Governor of Guam. PAG is fiscally dependent upon GovGuam whereby PAG cannot issue bonded debt without legislative approval.
- (h) University of Guam (UOG) was created by Public Law 13-194 and is responsible for operating Guam's institution of higher education. UOG is governed by a nine-member Board of Regents, all of whom are appointed by the Governor of Guam. GovGuam provides financial support to UOG through legislative appropriations.

In addition, the financial data of the following nonmajor component units are included - Guam Housing Corporation, Guam Economic Development Authority, Guam Visitors Bureau, Guam Preservation Trust, and Guam Educational Telecommunications Corporation (PBS GUAM).

Fiduciary component units are subject to legislative and executive controls. These component units, while meeting the definition of a component unit and while legally separate, are presented in the fund financial statements of GovGuam. They have been omitted from the government-wide financial statements as their resources are not available to fund operations of GovGuam. The fiduciary component units are as follows:

- (a) GovGuam Retirement Fund (GGRF) has been blended into GovGuam's financial statements. The governing body consists of a seven-member Board of Trustees. Two members are elected by active Fund members; two members are elected by GGRF members among the roster of retirees; and three members are appointed by the Governor of Guam. GGRF was enacted to provide retirement amenities and other benefits to GovGuam employees, who upon entry to service are eligible for membership. GGRF is reported as if it were part of the primary government because of the fiduciary responsibility that GovGuam retains relative to the operations of GGRF. The operations of GGRF are reported as a Fiduciary Fund Type - Pension Trust Fund.

GovGuam's component units, departments, and funds that are separately audited issue their own basic financial statements, each of which has a September 30 year-end. These statements may be obtained by directly contacting the various entities' administrative offices or at the web site of the Office of Public Accountability - www.opaguam.org.

A. B. Won Pat International Airport Authority
P.O. Box 8770
Tamuning, GU 96931

Guam Memorial Hospital Authority
850 Governor Carlos G. Camacho Rd.
Tamuning, GU 96913

GOVERNMENT OF GUAM

Notes to Financial Statements
September 30, 2019

(1) Summary of Significant Accounting Policies, Continued

A. Reporting Entity, Continued

Guam Power Authority
P.O. Box 2977
Hagatna, GU 96932

Guam Waterworks Authority
P.O. Box 3010
Hagatna, GU 96932

Port Authority of Guam
1026 Cabras Hwy, Ste. 201
Piti, GU 96925

University of Guam
University Drive
Mangilao, GU 96923

Guam Community College
P.O. Box 23069, GMF
Barrigada, GU 96921

Guam Housing and Urban Renewal
Authority
117 Bien Venida Avenue
Sinajana, GU 96926

Guam Housing Corporation
P.O. Box 3457
Hagatna, GU 96932

Guam Preservation Trust
Suite 211, 194 Hernan Cortes Avenue
Hagatna, GU 96932

Guam Economic Development Authority
Suite 511, ITC Building
590 South Marine Corps Drive
Tamuning, GU 96913

Guam Visitors Bureau
401 Pale San Vitores Road
Tamuning, GU 96913

Guam Educational Telecommunications Corporation
P.O. Box 21449, GMF
Barrigada, GU 96921

In addition to the aforementioned University of Guam (UOG) and Guam Community College (GCC) component units, the accompanying component units' column of the basic financial statements includes the University of Guam Endowment Foundation, Inc. and the Guam Community College Foundation, Inc., which are legally separate, tax-exempt, separately audited, component units of UOG and GCC, respectively. Inclusion of these component units is in accordance with GASB Statement No. 39, *Determining Whether Certain Organizations are Component Units*, an amendment of GASB Statement No. 14.

GASB Statement No. 39 provides additional guidance for determining whether certain organizations should be reported as component units based on the nature and significance of their relationship with the primary government and to clarify reporting requirements for those organizations. The foundations' resources can only be used by or are for the benefit of UOG and GCC to which they serve. They are presented within the respective financial statements of UOG and GCC because of their nature and significance to these entities. Complete financial statements of the foundations may be obtained at their respective offices. The foundations are not considered major component units of GovGuam under the definitions put forth under GASB Statement 34, but are blended within UOG and GCC.

The Public Utilities Commission (PUC) is a related organization under GASB Statement No. 14, *The Financial Reporting Entity*, as amended by GASB Statement Nos. 39 and 61. PUC consists of seven members, all of whom are appointed by the Governor of Guam. GovGuam's accountability does not extend beyond the appointments. Accordingly, PUC is classified as another stand-alone governmental unit, not a component unit of GovGuam, and therefore is not part of these financial statements.

GOVERNMENT OF GUAM

Notes to Financial Statements
September 30, 2019

(1) Summary of Significant Accounting Policies, Continued

B. Government-Wide Financial Statements

The government-wide financial statements (the Statement of Net Position and the Statement of Activities) report information on all non-fiduciary activities of the primary government and its component units. For the most part, the effect of interfund activity has been eliminated from these statements except for other charges between the primary government and the discretely presented component units. Elimination of these charges would distort the direct costs and program revenues reported for the various functions concerned.

Primary government activities are defined as either governmental or business-type activities. Governmental activities, which normally are supported by taxes, intergovernmental revenues and other non-exchange revenues, are reported separately from business-type activities, which rely to a significant extent on fees charged to external parties for goods or services. As such, business-type activities account for operations similarly to a for-profit business. GovGuam did not report any business-type activities during the year ended September 30, 2019. Likewise, the primary government is reported separately from certain legally separate component units for which the primary government is financially accountable. Discretely presented component unit activities are presented with their business-type focus.

The Statement of Net Position presents all of the reporting entity's non-fiduciary assets and deferred outflows of resources, and liabilities and deferred inflows of resources, with the difference reported as net position. Net position is reported in three categories:

- Net investment in capital assets consists of capital assets, net of accumulated depreciation and reduced by outstanding balances for bonds, notes and other debt that are attributed to the acquisition, construction or improvement of those assets. Deferred outflows of resources that are attributable to related debt are also included in this component.
- Restricted net position results when constraints placed on net position use are either externally imposed by creditors, grantors, contributors, and the like, or imposed by law.
- Unrestricted net position consists of net position, which does not meet the definition of the two preceding categories. Unrestricted net position often is designated (for example, internally restricted), to indicate that management does not consider it to be available for general operations.

The government-wide Statement of Net Position reports \$666,747,265 of restricted net position, of which \$100,587,859 is restricted by enabling legislation.

The Statement of Activities demonstrates the degree to which the direct expenses of a given function or segment is offset by program revenues. Direct expenses are those that are clearly identifiable within a specific function, segment or component unit. Program revenues include charges to customers who purchase, use or directly benefit from goods or services provided by a given function, segment or component unit. Program revenues also include grants and contributions that are restricted to meeting the operational or capital requirements of a particular function, segment or component unit. Taxes and other items not meeting the definition of program revenues are, instead, reported as general revenues and offset or supplant the net operating deficit or surplus from governmental operations.

GOVERNMENT OF GUAM

Notes to Financial Statements
September 30, 2019

(1) Summary of Significant Accounting Policies, Continued

C. Governmental Fund Financial Statements

The fund financial statements present a balance sheet and a statement of revenues, expenditures, and changes in fund balances for its major and aggregated non-major funds. Separate financial statements are provided for governmental funds and fiduciary funds. Major individual governmental funds are reported as separate columns in the fund financial statements pursuant to GASB reporting standards, with nonmajor governmental funds being combined into a single column.

GovGuam reports its financial position and results of operations in funds, each of which is considered a separate accounting entity. The operations of each fund are accounted for with a set of self-balancing accounts that comprise its assets, liabilities, fund equity, revenues and expenditures. Transactions between funds within a fund type, if any, have not been eliminated.

D. Measurement Focus and Basis of Accounting

Government-Wide Financial Statements:

The government-wide financial statements are reported using the economic resources measurement focus and the full accrual basis of accounting, as are the fiduciary fund and component unit financial statements. Revenues are recorded when earned and expenses are recorded when a liability is incurred, regardless of the timing of cash flows. Grants and similar items are recognized as revenues as soon as all eligibility requirements imposed by the provider have been met.

Amounts reported as program revenue include 1) charges to customers or applicants for goods, services, or privileges provided; 2) operating grants and contributions; and 3) capital grants and contributions. Internally dedicated resources are reported as general revenues rather than as program revenues. General revenue is derived from taxation, investment income and other fees that are not allocated to specific programs.

Governmental Funds Financial Statements:

Governmental funds financial statements account for the general governmental activities of GovGuam and are reported using the current financial resources measurement focus and the modified accrual basis of accounting. Revenues are recognized as they become susceptible to accrual and are both measurable and available. Revenues are considered to be available when they are collected within the current period or soon enough thereafter to pay liabilities of the current period. For this purpose, GovGuam considers most revenues other than federal grants and assistance awards and property taxes to be available if they are collected within 90 days of the end of the current fiscal period. Federal grants and assistance awards made on the basis of entitlement periods are recorded as revenue when available and entitlement occurs which is generally within 12 months of the end of the current fiscal period. GovGuam considers property taxes to be available if they are collected within 60 days of the end of the current fiscal period.

Significant revenues susceptible to accrual include income and gross revenue taxes, federal grants, federal reimbursements and other reimbursements for use of materials and services and are recognized in the year in which they are received or subject to accrual, grants expended or services provided. Miscellaneous revenues from other financing sources are recognized when received in cash because they are generally not measurable until actually received. Investment earnings are recorded as earned, since they are both measurable and available.

GOVERNMENT OF GUAM

Notes to Financial Statements
September 30, 2019

(1) Summary of Significant Accounting Policies, Continued

D. Measurement Focus and Basis of Accounting, Continued

Governmental Funds Financial Statements, Continued:

Expenditures are recorded in the period in which the related fund liability is incurred. Principal and interest on general long-term obligations are recorded as fund liabilities when due. Compensated absences, claims and judgments, termination benefits and similar activities are recognized to the extent that they are normally expected to be liquidated with expendable available financial resources.

Fiduciary Funds and Component Units Financial Statements:

Discretely presented component units distinguish operating revenues and expenses from nonoperating items. Operating revenues and expenses generally result from providing services and producing and delivering goods in connection with a component unit's principal ongoing operations. All other revenues are reported as nonoperating. Operating expenses include the cost of sales and services, administrative expenses, and depreciation on capital assets. All expenses not meeting this definition are reported as nonoperating expenses.

Fund Accounting:

GASB Statement No. 34, *Basic Financial Statements - and Management's Discussion and Analysis - For State and Local Governments*, as amended by GASB Statement No. 37, *Basic Financial Statements - and Management's Discussion and Analysis - For State and Local Governments: Omnibus*, sets forth minimum criteria (percentage of the assets, liabilities, revenues or expenditures/expenses for either fund category or the governmental and enterprise combined) for the determination of major funds. GovGuam has elected to add an additional major fund that is of specific public interest, namely the GDOE Federal Grants Assistance Fund. Major individual governmental funds are reported as separate columns in the fund financial statements. The nonmajor funds are combined in a column in the fund financial statements and detailed in the combining statements. GovGuam reports the following major funds:

- General Fund - this fund is the primary operating fund of GovGuam. It is used to account for all governmental transactions, except those required to be accounted for in another fund.
- Federal Grants Assistance Fund - a Special Revenue Fund that accounts for all activities of U.S. special federal assistance grants and contracts utilized by GovGuam to finance general governmental operations.
- GDOE Federal Grants Fund - a Special Revenue Fund that accounts for all activities of U.S. special federal assistance grants and contracts utilized by GovGuam to finance public education.
- Chamorro Lands Fund - a Permanent Fund that accounts for developed Chamorro land and other real estate owned by GovGuam and is held in various land banks. Such are legally restricted to the extent that only earnings from lease rental payments, and not principal, may be used to support GovGuam operations.

GOVERNMENT OF GUAM

Notes to Financial Statements
September 30, 2019

(1) Summary of Significant Accounting Policies, Continued

D. Measurement Focus and Basis of Accounting, Continued

Fund Accounting, Continued:

The nonmajor governmental funds are comprised of the following:

- Special Revenue Funds - these funds account for the financial resources obtained from specific revenue sources and used for restricted purposes.
- Capital Projects Funds - these funds account for the financial resources obtained from bond issuances for the acquisition or construction of capital assets and facilities.
- Debt Service Funds - these funds account for the financial resources obtained and used for the payment of principal and interest revenue bond obligations established in accordance with bond indentures.

In addition, GovGuam reports the following fiduciary fund types:

- Pension Trust Funds - these funds account for resources that are required to be held in trust for the members and beneficiaries of GovGuam's pension plans.
- Private Purpose Funds - these funds account for resources held in trust under which principal and income benefit certain individuals.
- Agency Funds - these funds account for assets held on behalf of others, are custodial in nature and do not involve measurement of operations.

E. Cash and Cash Equivalents

Cash and cash equivalents of the primary government and the discretely presented component units include cash on hand, demand deposits, and short-term investments in time certificates of deposit and U.S. Treasury obligations with a maturity date within three months of the date acquired by GovGuam. Deposits maintained in time certificates of deposit with original maturity dates greater than three months are classified as investments.

F. Investments

Investments and related investment earnings of the primary government and the discretely presented component units are recorded at fair value using quoted market prices. Fair value is the price that would be received to sell an asset or paid to transfer a liability (ie, the exit price) in an orderly transaction between market participants at the date as of which the fair value of an asset or liability is determined.

GovGuam categorizes its fair value measurements within the fair value hierarchy established by GAAP. The hierarchy is based on the valuation inputs used to measure the fair value of the asset. Level 1 inputs are quoted prices in active markets for identical assets; Level 2 inputs are significant other observable inputs; Level 3 inputs are significant unobservable inputs. The fair value hierarchy gives the highest priority to Level 1 inputs and the lowest priority to Level 3 inputs. In certain instances where the determination of the fair value measurement is based on inputs from different levels of the fair value hierarchy, the level in the fair value hierarchy is based on the lowest level of input that is significant to the fair measurement. Investments not categorized under the fair value hierarchy are shown at either Net Asset Value (NAV) or amortized cost.

GOVERNMENT OF GUAM

Notes to Financial Statements
September 30, 2019

(1) Summary of Significant Accounting Policies, Continued

G. Restricted Assets

As of September 30, 2019, certain assets of the primary government are reported as restricted assets due to constraints placed on the assets externally imposed by creditors (such as through bond indentures), court orders and grantors including: \$641,348 externally restricted under a Chamorro Lands loan guarantee program; \$5,865,535 externally restricted for Child Support; \$132,144,828 externally restricted under various bond issues (including \$92,565,910 for future debt service requirements and \$39,578,918 in unspent bond proceeds); \$472,435 externally restricted under the Judicial building loan agreement for future debt service requirements; \$902,104 externally restricted under the Judicial building loan agreement for future debt service requirements; and \$5,840,010 externally restricted for Court ordered postclosure costs.

H. Land and Other Real Estate

Land and other real estate held as investments in permanent funds of \$450,181,806, which comprise of \$443,478,921 held by the Chamorro Land Trust Commission and \$6,702,885 held by the Guam Ancestral Lands Commission, are reported at fair value. Fair value is based on estimated current value (primarily assessed real estate property tax valuations) and appraisals. Investments that do not have an established market are reported at estimated fair value. Earnings from lease agreements associated with these investments are reported as revenues of the Chamorro Land Trust Commission and the Guam Ancestral Lands Commission. Only developed land supported by valid lease agreements is included in the valuation whereas other undeveloped land not supported by lease agreements is reported at historical cost.

I. Receivables and Tax Abatements

In general, tax revenue is recognized on the government-wide financial statements when assessed or levied and on the governmental financial statements to the extent that it is both measurable and available. Receivables are stated net of estimated allowances for uncollectible accounts. Reimbursements due to GovGuam for its expenditures on federally funded reimbursement and grant programs are reported as "receivables from federal agencies" in the governmental funds balance sheet.

Receivables of the primary government and the discretely presented component units are primarily due from businesses and individuals residing on the island of Guam. The allowance for uncollectible accounts primarily represents estimated uncollectible amounts that are determined based upon past collection experience and aging of the accounts.

Tax abatements represent reductions in tax revenues that result from an agreement between GovGuam and individuals or entities where: (i) GovGuam promises to forgo tax revenues to which it is otherwise entitled to; and (ii) the individuals or entities promise to take specific action that contributes to economic development.

J. Prepaid Items and Inventories

Certain payments made to vendors or persons for services reflect costs applicable to future accounting periods and are recorded as prepaid items in both government-wide and fund financial statements.

Inventories of the primary government comprise supplies while inventories of the discretely presented component units comprise fuel oil, diesel fuel, parts and supplies, and are generally valued at the lower of cost (FIFO) or market.

GOVERNMENT OF GUAM

Notes to Financial Statements
September 30, 2019

(1) Summary of Significant Accounting Policies, Continued

K. Interfund Receivables/Payables

During the course of its operations, GovGuam records transactions between individual funds for goods provided or services rendered. Receivables and payables resulting from transactions between funds are classified as "due from other funds" or "due to other funds" on the governmental fund balance sheet. These balances result from the time lag between the dates that interfund goods and services are provided or reimbursable expenditures occur; transactions are recorded in the accounting system; and payments between funds are made, and are scheduled to be collected in the subsequent year.

Receivables and payables resulting from transactions between component units and the primary government are classified as "due to/from primary government" or "due to/from component units" on the governmental fund balance sheet and the statement of net position. Interfund receivables and payables for the primary government have been eliminated from the statement of net position.

L. Capital Assets

Capital assets, including property, plant, equipment and infrastructure (e.g. roads, bridges, ramps and other similar items), are reported in the governmental activity column of the government-wide financial statements. Such assets, whether purchased or constructed, are recorded at historical cost or estimated historical cost. Construction in progress includes all associated cumulative costs of a constructed capital asset. Construction in progress is relieved at the point at which an asset is placed in service for its intended use. Donated capital assets are recorded at estimated fair market value at the date of donation. Capital assets are capitalized when the cost of the individual items exceeds \$50,000. The costs of normal maintenance and repairs that do not add to the value of assets or materially extend asset lives are not capitalized. With the exception of the Layon Landfill, capital assets of the primary government are depreciated using the straight-line method with a full year's depreciation charged in the year of acquisition and disposal, regardless of date. Landfill cells are depreciated based on capacity used/available at year end.

Capital assets of the discretely presented component units are capitalized upon purchase and depreciated on a straight-line basis over the estimated useful lives of the assets.

M. Provision for Tax Refunds

During the calendar year, GovGuam collects individual and corporate income taxes through withholdings and payments from taxpayers. At September 30, GovGuam estimates the amount owed to taxpayers for overpayments during the first nine months of the calendar year. These estimated amounts and the actual tax refunds claimed for prior years but not paid at year-end are recorded as provision for tax refunds and as a reduction of tax revenue. The provision for tax refunds is evaluated on a regular basis by management and is based upon management's periodic review of tax returns in light of historical experience and the nature and volume of tax returns submitted. In Tax Year 2018, the Tax Cuts and Jobs Act (TCJA) provided for significant changes to tax rules including changes to the Child Tax Credit, Other Dependents Credit, personal exemptions, and standard deductions. The impact of TCJA changes is currently not determinable and, therefore, this evaluation is subjective as it requires estimates that are susceptible to significant revision as more information becomes available. Accordingly, changes to the provision for tax refunds are accounted for on a prospective basis. As of September 30, 2019, GovGuam recorded a provision for unpaid tax refunds in the amount of \$131,049,773, which includes amounts relating to the U.S. Federal Earned Income Tax Credit (EITC).

GOVERNMENT OF GUAM

Notes to Financial Statements
September 30, 2019

(1) Summary of Significant Accounting Policies, Continued

N. Unearned Revenue

Unearned revenue is recorded when cash is received prior to being earned and relates to Section 30 federal income tax collections remitted from the United States Government in the amount of \$69,928,937, which pertains to revenues of the following fiscal year.

O. Long-term Debt

The liabilities reported in the government-wide financial statements include GovGuam general obligation bonds, limited obligation bonds, long-term notes and capital leases, and long-term liabilities including vacation, sick leave, pension and other postemployment benefits, long-term liabilities to other governmental entities, and closure and post-closure costs associated with the Ordot Dump and Layon Landfill. Capital lease liabilities consist of lease contracts that transfer substantially all of the benefits and risks of ownership of property to GovGuam. Long-term obligations financed by component units are recorded as liabilities in the discretely presented component unit's column.

In accordance with Section 1423a of the Organic Act, the debt ceiling limitation or public indebtedness of GovGuam must not exceed 10% of the aggregate tax value (assessed value) of property in Guam, which is \$1,351,507,821 as of October 31, 2019, the date that such certification was performed. Total debt outstanding as of September 30, 2019, subject to the debt ceiling limitation is \$1,079,107,145.

P. Bond Premiums and Discounts

In the government-wide financial statements, bond premiums and discounts are deferred and amortized over the term of the bonds using the effective interest rate method. Bonds payable are reported net of bond premiums and discounts. Bond issuance costs, except any portion related to prepaid insurance costs, are expensed in the period incurred. Prepaid insurance costs are reported as assets and are amortized over the term of the debt using the straight-line method.

In the governmental fund financial statements, governmental fund types recognize bond premiums, discounts and issuance costs in the period the bond proceeds are received. The face amount of the debt issued is reported as other financing sources. Premiums received and discount deducted on debt issuance are reported as other financing sources and other financing uses, respectively. Issuance costs, whether or not withheld from the actual debt proceeds, are reported as expenditures.

Q. Deferred Outflows/Inflows of Resources

In the government-wide financial statements, the statement of net position will sometimes report separate sections for deferred outflows and deferred inflows of resources. Deferred outflow of resources represent a consumption of net position that applies to a future period and so will not be recognized as an outflow of resources (deduction of net position) until then. On the other hand, deferred inflows of resources represent an acquisition of net position that applies to a future period and so will not be recognized as an inflow of resources (additions to net position) until then.

In the governmental fund financial statements, deferred inflows of resources consist of unavailable revenue, which is revenue that does not meet the "available" criterion for revenue recognition under the modified accrual basis of accounting.

GOVERNMENT OF GUAM

Notes to Financial Statements
September 30, 2019

(1) Summary of Significant Accounting Policies, Continued

Q. Deferred Outflows/Inflows of Resources, Continued

GGRF recorded a receivable at September 30, 2019 in the amount of \$14,339,393. Public Law 25-72, passed in September 1999, required the payment of supplemental annuity and cost of living allowance benefits to retirees, and specified that these payments were vested, limited-duration benefits to be provided by GGRF. GGRF initially recorded these benefit payments as a receivable in the amount of \$137,200,000 and has reduced this amount each year by a portion of employer contributions received. For the year ended September 30, 2019, the statutory contribution rate for the DB Plan is 26.56% of covered payroll, of which 1.2016% was used to reduce this receivable. In the opinion of GovGuam management, the corresponding liability is embodied within the governmental activities net pension obligation of \$1,013,574,175. Thus, no separate corresponding liability is required to be recorded. Accordingly, GovGuam management considers that this amount represents a consumption of net position that applies to a future period and, as a result, revised the GGRF financial statements by reclassifying this receivable as a deferred outflows of resources.

R. Fund Equity/Net Position

GovGuam reports net position as restricted when restrictions are externally imposed by citizens and/or public interest groups or legally segregated for a specific future use by enabling legislation in accordance with GASB Statement No. 46, *Net Assets Restricted by Enabling Legislation*. Otherwise, these balances are considered unrestricted.

Net Position has been restricted as follows:

“Restricted for capital projects” - identifies amounts of unspent proceeds of bond issuances that can only be used for capital projects.

“Restricted for retirement of indebtedness” - identifies amounts held by fiscal agents to fund future debt service obligations as required under bond indentures. Because removal of monies from these restrictions would constitute a technical default to bondholders, the amounts are restricted.

“Restricted for endowments: nonexpendable” - identifies amounts held for endowment and similar type funds, including land and other real estate, in which donors or other outside sources have stipulated, as a condition of the gift instrument, that the principal is to be maintained inviolate and in perpetuity, and invested for the purpose of producing present and future income, which may either be expended or added to principal.

“Restricted for other purposes” - identifies amounts held for various externally imposed restrictions either by creditors, grantors or laws and regulations of other governments. It also includes various restrictions put forth by the GovGuam enabling statutes. Included in this restriction are reserves for prior appropriations continued.

GOVERNMENT OF GUAM

Notes to Financial Statements
September 30, 2019

(1) Summary of Significant Accounting Policies, Continued

R. Fund Equity/Net Position, Continued

Fund balance classifications are based on the extent to which GovGuam is bound to honor constraints on the specific purposes for which amounts in those funds can be spent and are reported under the following fund balance classifications:

- Non-spendable - includes fund balance amounts that cannot be spent either because it is not in spendable form or because of legal or contractual constraints.
- Restricted - includes fund balance amounts that are constrained for specific purposes which are externally imposed by providers, such as creditors or amounts constrained due to constitutional provisions or enabling legislation.
- Committed - includes fund balance amounts that are constrained for specific purposes that are internally imposed by the government through formal action of the Guam Legislature, GovGuam's highest level of decision-making authority, and does not lapse at year-end. Formal action of the Guam Legislature is required to establish, modify or remove the limitations on committed fund balances.
- Assigned - includes fund balance amounts that are intended to be used for specific purposes that are neither considered restricted or committed. Intent is expressed by either the Guam Legislature or a body (for example, a budget or finance committee) or official to which the governing body has delegated the authority to assign amounts to be used for specific purposes.
- Unassigned - includes negative fund balances in other governmental funds.

GovGuam has a general policy to first use restricted resources for expenditures incurred for which both restricted and unrestricted (committed, assigned, and unassigned) resources are available. When expenditures are incurred for which only unrestricted resources are available, the general policy of GovGuam is to use committed resources first, followed by assigned, and then unassigned. The use of restricted/committed resources may be deferred based on a review of the specific transaction.

A formal minimum fund balance policy has not been adopted.

S. Compensated Absences

Compensated absences are recorded as a long-term liability in the statement of net position. Amounts to be paid during the next fiscal year are reported as current liabilities. For the governmental fund financial statements, vested or accumulated vacation and sick leave that is expected to be liquidated with expendable available financial resources are reported as expenditures and fund liabilities. Vacation pay is convertible to pay upon termination of employment.

In accordance with Public Law 27-5 and Public Law 28-68, employee vacation rates are credited at either 104, 156 or 208 hours per year, depending upon their length of service: (1) One-half day (4 hours) for each full bi-weekly pay period in the case of employees with less than five (5) years of service; (2) Three-fourths day (6 hours) for each full bi-weekly pay period in the case of employees with more than five (5) years of service but less than fifteen (15) years of service; or (3) One (1) day (8 hours) for each full bi-weekly pay period in the case of employees with more than fifteen (15) years of service.

GOVERNMENT OF GUAM

Notes to Financial Statements
September 30, 2019

(1) Summary of Significant Accounting Policies, Continued

S. Compensated Absences, Continued

The statutes further amended the maximum accumulation of such vacation credits from 480 to 320 hours. Public Law 27-106 amended subsection (c) of 4 Guam Code Annotated § 4109. Employees who have accumulated annual leave in excess of 320 hours as of February 28, 2003, may carry over their excess and shall use the excess amount of leave prior to retirement or termination from service. Any unused leave over the excess shall be lost.

Public Law 26-86 allows members of the Defined Contribution Retirement System (DCRS) to receive a lump sum payment of one-half of their accumulated sick leave upon retirement. GovGuam has accrued an estimated liability of \$17,206,088 at September 30, 2019 for potential future sick leave payments as a result of this law. However, this amount is an estimate and actual payout may be materially different than estimated.

T. Pensions

For purposes of measuring the net pension liability, deferred outflows of resources and deferred inflows of resources related to pension, and pension expense, information about the fiduciary net position of the GovGuam Retirement Fund (GGRF) Defined Benefit (DB) Plan and additions to/reductions from the DB Plan's fiduciary net position have been determined on the same basis as they are reported by GGRF. For this purpose, benefit payments (including refunds of employee contributions) are recognized when due and payable in accordance with the benefit terms. Investments are reported at fair value.

Pensions are required to be recognized and disclosed using the accrual basis of accounting. GovGuam recognizes a net pension liability for the defined benefit pension plan in which it participates, which represents GovGuam's proportional share of excess total pension liability over the pension plan assets - actuarially calculated - of a single-employer defined benefit plan, measured one year prior to fiscal year-end and rolled forward. The total pension liability also includes GovGuam's proportionate share of the liability for ad hoc cost-of-living adjustments (COLA) and supplemental annuity payments that are anticipated to be made to defined benefit plan members and for anticipated future COLA to DCRS members.

Changes in the net pension liability during the period are recorded as pension expense, or as deferred inflows of resources or deferred outflows of resources depending on the nature of the change, in the period incurred. Those changes in net pension liability that are recorded as deferred inflows of resources or deferred outflows of resources that arise from changes in actuarial assumptions or other inputs and differences between expected or actual experience are amortized over the weighted average remaining service life of all participants in the qualified pension plan and recorded as a component of pension expense beginning with the period in which they are incurred. Projected earnings on qualified pension plan investments are recognized as a component of pension expense. Differences between projected and actual investment earnings are reported as deferred inflows of resources or deferred outflows of resources and amortized as a component of pension expense on a closed basis over a five-year period beginning with the period in which the difference occurred.

GOVERNMENT OF GUAM

Notes to Financial Statements
September 30, 2019

(1) Summary of Significant Accounting Policies, Continued

U. Other Post-Employment Benefits (OPEB)

OPEB is required to be recognized and disclosed using the accrual basis of accounting. GovGuam recognizes a net OPEB liability for the defined benefit OPEB plan in which it participates, which represents GovGuam's proportional share of total OPEB liability - actuarially calculated - of a single-employer defined benefit plan, measured one year prior to fiscal year-end and rolled forward. An OPEB trust has not been established thus the OPEB plan does not presently report OPEB plan fiduciary net position. Instead, the OPEB plan is financed on a substantially "pay-as-you-go" basis.

Changes in the net OPEB liability during the period are recorded as OPEB expense, or as deferred inflows of resources or deferred outflows of resources depending on the nature of the change, in the period incurred. Those changes in net OPEB liability that are recorded as deferred inflows of resources or deferred outflows of resources that arise from changes in actuarial assumptions or other inputs and differences between expected or actual experience are amortized over the weighted average remaining service life of all participants in the qualified OPEB plan and recorded as a component of OPEB expense beginning with the period in which they are incurred.

V. Property Taxes

On or before September 1 of each tax year, GovGuam's Real Property Tax Division is mandated to make available a tax roll listing identifying all taxable properties and corresponding tax assessments levied. By October 31 each year, the tax assessment roll is certified and real property taxes become due and payable on December 15. The tax levy is divided into two installments: the first installment is due February 20; the second installment is due April 20. Real property taxes become a lien on the property as of noon the first Monday in March each year to secure the payment of all taxes, penalties and interest that is ultimately imposed on the property. The tax rate is established by 11 GCA 24, *Real Property Tax*, wherein a levy is assessed on all land property in Guam at the rate of seven-seventy seconds percent (7/72%) of the value thereof and seven-eighths (7/18%) of the value of the improvements thereon. In addition to this levy, there is hereby levied on improvements on all land property in Guam with a value of \$1,000,000 or more a yearly tax at the rate of seven eighths percent (7/18%) of the value thereon.

W. Encumbrances

GovGuam utilizes encumbrance accounting to identify fund obligations. Encumbrances represent commitments related to unperformed contracts for goods. At September 30, 2019, GovGuam has significant encumbrances summarized as follows:

<u>General</u>	<u>Federal Grants Assistance</u>	<u>GDOE Federal Grants</u>	<u>Chamorro Lands</u>	<u>Other Governmental</u>	<u>Total</u>
<u>\$ 7,760,001</u>	<u>\$ 60,645,155</u>	<u>\$ 14,025,659</u>	<u>\$ -</u>	<u>\$ 17,967,963</u>	<u>\$100,398,778</u>

GOVERNMENT OF GUAM

Notes to Financial Statements
September 30, 2019

(1) Summary of Significant Accounting Policies, Continued

X. New Accounting Standards

During the year ended September 30, 2019, GovGuam implemented the following pronouncements:

- GASB Statement No. 83, *Certain Asset Retirement Obligations*, which addresses accounting and financial reporting for certain asset retirement obligations (AROs) associated with the retirement of a tangible capital asset.
- GASB Statement No. 88, *Certain Disclosures Related to Debt, including Direct Borrowings and Direct Placements*, which improves the information that is disclosed in notes to government financial statements related to debt, including direct borrowings and direct placements.

The implementation of these statements did not have a material effect on GovGuam's financial statements. However, the implementation of GASB Statement No. 88 did result in additional required disclosures surrounding debt. See Note 6.

In January 2017, GASB issued Statement No. 84, *Fiduciary Activities*, which establishes criteria for identifying fiduciary activities of all state and local governments. The provisions in Statement No. 84 are effective for fiscal years beginning after December 15, 2018. Management does not believe that the implementation of this statement will have a material effect on the financial statements.

In June 2017, GASB issued Statement No. 87, *Leases*, which establishes a single model for lease accounting based on the foundational principle that leases are financings of the right to use an underlying asset. The provisions in Statement No. 87 are effective for fiscal years beginning after December 15, 2019. Management has yet to determine whether the implementation of this statement will have a material effect on the financial statements.

In June 2018, GASB issued Statement No. 89, *Accounting for Interest Cost Incurred before the End of a Construction Period*, which requires that interest cost incurred before the end of a construction period be recognized as an expense in the period in which the cost is incurred for financial statements prepared using the economic resources measurement focus. The provisions in Statement No. 89 are effective for fiscal years beginning after December 15, 2019. Management does not believe that the implementation of this statement will have a material effect on the financial statements.

In August 2018, GASB issued Statement No. 90, *Majority Equity Interests - an Amendment of GASB Statements No. 14 and No. 61*, which improves the consistency and comparability of reporting a government's majority equity interest in a legally separate organization and the relevance of financial statement information for certain component units. The provisions in Statement No. 90 are effective for fiscal years beginning after December 15, 2018. Management does not believe that the implementation of this statement will have a material effect on the financial statements.

In May 2019, GASB issued Statement No. 91, *Conduit Debt Obligations*, which clarifies the existing definition of a conduit debt obligation; establishing that a conduit debt obligation is not a liability of the issuer; establishing standards for accounting and financial reporting of additional commitments and voluntary commitments extended by issuers and arrangements associated with conduit debt obligations; and improving required note disclosures. The provisions in Statement No. 91 are effective for fiscal years beginning after December 15, 2020. Management does not believe that the implementation of this statement will have a material effect on the financial statements.

GOVERNMENT OF GUAM

Notes to Financial Statements
September 30, 2019

(1) Summary of Significant Accounting Policies, Continued

X. New Accounting Standards, Continued

In May 2020, GASB issued Statement No. 95, *Postponement of the Effective Dates of Certain Authoritative Guidance*, which postpones the effective dates of GASB Statement No. 84, 89, 90 and 91 by one year and GASB Statement No. 87 by 18 months; however, earlier application of the provisions addressed in GASB Statement No. 95 is encouraged and is permitted to the extent specified in each pronouncement as originally issued. Management has yet to ascertain whether implementation of these statements will be postponed as provided in GASB Statement No. 95.

Y. Estimates

The preparation of financial statements in accordance with GAAP requires management to make estimates and assumptions that affect the reported amounts of assets and deferred outflows of resources, liabilities and deferred inflows of resources, and disclosure of contingent assets and liabilities at the date of financial statements and the reported amounts of revenues and expenditures/expenses during the reporting period. Actual results may differ from those estimates. Material estimates that are particularly susceptible to significant change in the near term relate to the determination of the provision for tax refunds.

Z. Total Columns

Total columns are presented primarily to facilitate financial analysis. The Management's Discussion and Analysis includes certain prior year summarized comparative information in total. Such information does not include sufficient detail to constitute a full comparative presentation. Accordingly, such information should be read in conjunction with GovGuam's financial statements for the year ended September 30, 2018 from which summarized information was derived.

(2) Deposits and Investments

The deposit and investment policies of GovGuam are governed by 5 GCA 21, *Investments and Deposits*, in conjunction with applicable bond indentures. The Director of Administration is responsible for the safekeeping of all monies paid into the Treasury of Guam. The Director of Administration invests any monies of GovGuam that are deemed not necessary for immediate use. Legally authorized investments include securities issued or guaranteed by the U.S. Treasury or agencies of the United States government; demand and time deposits in or certificates of deposit of, or bankers' acceptances issued by, any eligible institution; corporate debt obligations, including commercial paper; certain money market funds; state and local government securities, including municipal bonds; and repurchase and investment agreements. With the exception of investments in U.S. government securities, which are explicitly or implicitly guaranteed by the United States government, all other investments must be rated Aa1/P-1 by Moody's.

A. Deposits

Custodial credit risk is the risk that in the event of a bank failure, GovGuam's deposits may not be returned to it. Such deposits are not covered by depository insurance and are either uncollateralized, collateralized with securities held by the pledging financial institution, or held by the pledging financial institution but not in the depositor-government's name.

GOVERNMENT OF GUAM

Notes to Financial Statements
September 30, 2019

(2) Deposits and Investments, Continued

A. Deposits, Continued

As of September 30, 2019, the carrying amount of the primary government's total cash and cash equivalents and time certificates of deposit was \$277,804,159 and the corresponding bank balances were \$319,651,998. Of the bank balances, \$170,180,209 is maintained in financial institutions subject to Federal Deposit Insurance Corporation (FDIC) insurance or credit unions subject to National Credit Union Administration (NCUA) insurance. The remaining amount of \$149,471,789 represents short-term investments held and administered by GovGuam's trustees in accordance with various trust agreements and bond indentures. Based on negotiated trust and custody contracts, all of these investments were held in GovGuam's name by GovGuam's custodial financial institutions at September 30, 2019.

As of September 30, 2019, bank deposits in the amount of \$1,012,037 were FDIC insured and bank deposits in the amount of \$349,753 were NCUA insured. In accordance with 5 GCA 21, *Investments and Deposits*, GovGuam requires collateralization of deposits in excess of depository insurance limits in an amount in value at least ten percent in excess of the amount of monies deposited with the financial institution. Such collateralization shall be in securities in U.S. treasury notes or bonds or in U.S. government agencies for which the faith and credit of the United States are pledged for the payment of principal and interest; evidence of indebtedness of GovGuam; investment certificates of the Federal Home Loan Bank; or such other securities as may be approved by the Director of Administration and the Governor of Guam. As of September 30, 2019, substantially all of GovGuam's bank deposits in excess of depository insurance limits are collateralized with securities held by the pledging financial institution but not in GovGuam's name.

B. Investments

Credit risk for investments is the risk that an issuer or other counterparty to an investment will not fulfill its obligations.

Concentration of credit risk for investments is the risk of loss attributed to the magnitude of an entity's investment in a single issuer. GASB Statement No. 40 requires disclosure by issuer and amount of investments in any one issuer that represents five percent (5%) or more of total investments for GovGuam.

Custodial credit risk for investments is the risk that in the event of the failure of the counterparty to the transaction, GovGuam will not be able to recover the value of investment or collateral securities that are in the possession of an outside party. GovGuam's investments are held and administered by trustees in accordance with various bond indentures for the purpose of funding various health-related projects under a tobacco settlement agreement and future debt service requirements. Based on negotiated trust and custody contracts, all of these investments were held in GovGuam's name by GovGuam's custodial financial institutions at September 30, 2019.

Interest rate risk is the risk that changes in interest rates will adversely affect the fair value of debt instruments. GovGuam does not have a formal investment policy that limits investment maturities as a means of managing its exposure to fair value losses arising from increasing interest rates.

As of September 30, 2019, the primary government's short-term investments of \$10,994,823 represent amounts held in time certificates of deposit.

GOVERNMENT OF GUAM

Notes to Financial Statements
September 30, 2019

(2) Deposits and Investments, Continued

B. Investments, Continued

Government of Guam Retirement Fund (GGRF):

Investments of GGRF include U.S. Federal Government and agency obligations, foreign government obligations, real estate, commercial mortgages, corporate debt, mutual funds and equity instruments. Investments are reported at fair value. Securities transactions and any resulting gains or losses are accounted for on a trade date basis. Investments other than real estate, commercial mortgages and other loans, and municipal revenue bonds are reported at market values determined by the custodial agents. The agent's determination of market values includes, among other things, using pricing services or prices quoted by independent brokers at current exchange rates.

Commercial mortgages and other loans and municipal revenue bonds have been valued on an amortized cost basis, which approximates market or fair value. No allowance for loan loss has been provided as all loans and bonds are considered by management to be fully collectible. Short-term investments are reported at cost, which approximates market value. For investments where no readily ascertainable market value exists, management, in consultation with their investment advisor, has determined the fair values for the individual investments based on anticipated maturity dates and current interest rates commensurate with the investment's degree of risk.

Northern Trust Company holds the investments as custodian in GGRF's name. In addition, GGRF has selected investment managers who are given authority to purchase and sell securities in accordance with the following guidelines:

- a. Cash and Cash Equivalents - Cash equivalent reserves must consist of cash instruments having a quality rating of A-2, P-2 or higher. Eurodollar Certificates of Deposit, time deposits, and repurchase agreements are also acceptable investment vehicles. All other securities will be, in the judgment of the investment managers, of credit quality equal to or superior to the standards described above. No single issue shall have a maturity of greater than two years, and the cash portfolio shall have a maturity of less than one year. Any idle cash not invested by the investment managers shall be invested daily through an automatic sweep managed by the custodian.
- b. Investment managers may invest in U.S. and non-U.S. common stocks, American Depository Receipts (ADRs), convertible bonds, preferred stocks, fixed-income securities, mutual funds and short-term securities. All fixed-income securities held in the portfolio must have a Moody's, Standard & Poor's and/or a Fitch's credit quality rating of no less than "BBB". U.S. Treasury and U.S. government agencies are qualified for inclusion in the portfolio. No more than twenty percent (20%) of the market value of the portfolio may be rated less than single "A" quality, unless the manager has specific written authorization. Eighty percent (80%) of the fixed-income portfolio must be in bonds of credit quality of no less than "A". Total portfolio quality (capitalization weighted) must maintain an "A" minimum rating. In case such bonds or other evidence of indebtedness are not so rated by two nationally recognized and published rating services, the net earnings available for fixed charges over a period of five fiscal years preceding the date of investment have averaged per year and during either of the last two years have been, after depreciation and taxes, not less than:
 - i. Two times its average annual fixed charges over the same period, in the case of any public utility company;

GOVERNMENT OF GUAM

Notes to Financial Statements
September 30, 2019

(2) Deposits and Investments, Continued

B. Investments, Continued

Government of Guam Retirement Fund (GGRF), Continued:

- ii. One and one-half times its average annual fixed charges over the same period, in the case of any financial company; or,
- iii. Three times its average annual fixed charges over the same period, in the case of any other company.

With the written petition and subsequent written approval of the Trustees, opportunistic investment bonds issued by national governments other than the United States or foreign corporations may comprise up to six percent (6%) of each fixed-income manager's portfolio. In no case shall these investments exceed three and one-half percent (3.5%) of the total GGRF investments. All non-U.S. securities will be, in the judgment of the investment managers, of credit quality equal to or superior to the standards described above.

For U.S. equities, equity holdings are restricted to readily marketable securities of corporations that are actively traded on the major U.S. exchanges and over the counter. For investments in common and preferred stock:

- i. The issuing institution has reported a profit in at least four of the five fiscal years preceding the date of investment, or alternatively, in at least seven of the ten fiscal years preceding the date of investment;
- ii. The issuing institution has paid a cash dividend on its common or capital stock in at least four of the five years preceding the date of investment, or alternatively, in at least seven of the ten fiscal years preceding the date of investment;
- iii. Total cash dividends have not exceeded total earnings in five years preceding the date of investment;
- iv. On the date of investment, the issuer is not in default in payment of principal or interest on any of its publicly held bonds or other evidence of indebtedness, and any contingent interest, cumulative and non-cumulative preferred dividends and dividends on prior common or capital stock have been paid in full; and
- v. Preferred stock must also adhere to the following - the net earnings of the institution available for fixed charges over a period of five fiscal years preceding the date of investment have averaged per year, and during either of the last two years have been, after depreciation and income taxes, no less than:
 - 1. Two times its average annual fixed charges, maximum contingent interest and preferred dividend requirements over the same period, in the case of any public utility company; or
 - 2. Three times its average annual fixed charges, maximum contingent interest and preferred dividend requirements over the same period, in the case of any other company.

GOVERNMENT OF GUAM

Notes to Financial Statements
September 30, 2019

(2) Deposits and Investments, Continued

B. Investments, Continued

Government of Guam Retirement Fund (GGRF), Continued:

For non-U.S. equities, common or capital stock of any institution or entity created or existing under the laws of any foreign country are permissible investments, provided that:

- i. The issuing institution has reported a profit in at least four of the five fiscal years preceding the date of investment, or alternatively, in at least seven of the ten fiscal years preceding the date of investment;
- ii. The issuing institution has paid a cash dividend on its common or capital stock in at least four of the five years preceding the date of investment, or alternatively, in at least seven of the ten fiscal years preceding the date of investment;
- iii. Total cash dividends have not exceeded total earnings in five years preceding the date of investment; and
- iv. On the date of investment, the issuer is not in default in payment of principal or interest on any of its publicly held bonds or other evidences of indebtedness, and any contingent interest, cumulative and non-cumulative preferred dividends and dividends on prior common or capital stock have been paid in full.

Consistent with the desire to maintain broad diversification, allocations to any country, industry or other economic sector should not be excessive.

- c. No investment management organization shall have more than twenty-five percent (25%) of the GGRF's assets under its direction.
- d. No individual security of any issuer, other than that of the United States government or GovGuam, shall constitute more than five percent (5%), at cost, of the total GGRF or of any investment manager's portfolio.
- e. Holdings of any issuer must constitute no more than five percent (5%) of the outstanding securities of such issuer.
- f. Investments in a registered mutual fund managed by the investment manager are subject to prior approval of the Board of Trustees.
- g. The following securities and transactions are not authorized: letter stock and other unregistered securities; non-negotiable securities; commodities or other commodity contracts; and short sales origin transactions. Options and futures are restricted, except by petition to the Trustees for approval.

Investments of GGRF as of September 30, 2019 are classified as follows:

Common stocks	\$ 1,290,830,469
Fixed income securities	606,357,531
Money market funds	70,248,164
Mutual funds	409,982,625
DC plan forfeitures	<u>6,758,174</u>
	<u>\$ 2,384,176,963</u>

GOVERNMENT OF GUAM

Notes to Financial Statements
September 30, 2019

(2) Deposits and Investments, Continued

B. Investments, Continued

Government of Guam Retirement Fund (GGRF), Continued:

Interest rate risk is the risk that changes in market interest rates will adversely affect the fair value of an investment. Generally, the longer the maturity of an investment, the greater is the sensitivity of its fair value to changes in market interest rates. One of the ways that GGRF manages its exposure to interest rate risk is by purchasing a combination of shorter term and longer term investments and by timing cash flows from maturities so that a portion of the portfolio is maturing or coming close to maturity evenly over time as necessary to provide the cash flow and liquidity needed for operations.

As of September 30, 2019, GGRF's investments in debt securities were as follows:

	<u>Investment Maturities (In Years)</u>				
	Less Than 1	1 to 5	6 to 10	Greater Than 10	Fair Value
U.S. Treasury notes	\$ -	\$ 45,604,968	\$ 13,021,879	\$ 73,924,849	\$ 132,551,696
U.S. government agencies	2,784,756	35,201,105	3,783,767	53,392,490	95,162,118
Corporate notes and bonds	<u>7,549,202</u>	<u>250,344,258</u>	<u>70,308,753</u>	<u>50,441,504</u>	<u>378,643,717</u>
	<u>\$ 10,333,958</u>	<u>\$ 331,150,331</u>	<u>\$ 87,114,399</u>	<u>\$ 177,758,843</u>	<u>\$ 606,357,531</u>

GGRF's investments are typically made in corporate equities, U.S. Treasury obligations, and commercial paper. These types of investments are not more sensitive to interest rate fluctuations than as already indicated above. Investments that are highly sensitive to interest rate fluctuations include Federal agency securities with coupon multipliers that are reset frequently, mortgage-backed securities, and Federal agency securities with interest rates that vary inversely to a benchmark set quarterly.

GGRF has invested in mortgage backed securities, which are more sensitive to fluctuations in interest rates than already indicated in the information provided above. Such securities are subject to early payment in a period of declining interest rates. The resultant reduction in expected total cash flows affects the fair value of these securities and makes the fair values of these securities highly sensitive to changes in interest rates. At September 30, 2019, GGRF held mortgage-backed securities valued at approximately \$34,700,000.

Credit risk is the risk that an issuer of an investment will not fulfill its obligation to the holder of the investment. This is measured by the assignment of a rating by a nationally recognized statistical rating organization.

Presented below is the minimum rating required by (where applicable) the Guam Code Annotated and GGRF's investment policy, and the actual rating as of September 30, 2019:

<u>Investment Type</u>	<u>Minimum Rating</u>	<u>Amount</u>	<u>Rating as of Year End</u>
U.S. Treasury notes	N/A	\$ 132,551,696	Exempt from disclosure
Federal agency securities	N/A	95,162,118	Exempt from disclosure
Corporate medium term notes and U.S. municipal obligations	BBB	184,966,506	AAA
		<u>123,429,047</u>	BBB
Money market funds	A-2	536,109,367	
		<u>70,248,164</u>	AAAm
		<u>\$ 606,357,531</u>	

GOVERNMENT OF GUAM

Notes to Financial Statements
September 30, 2019

(2) Deposits and Investments, Continued

B. Investments, Continued

Government of Guam Retirement Fund (GGRF), Continued:

GGRF's investment policy contains limits on the amount that can be invested in any one issuer. At September 30, 2019, the Fund did not hold any investments in any one issuer (other than U.S. Treasury securities, mutual funds, and external investment pools) that represent 5% or more of total GGRF investments.

Foreign currency risk is the risk that changes in foreign exchange rates will adversely affect the fair values of an investment or deposit. At September 30, 2019, GGRF held approximately \$33,000,000 in corporate bonds issued by companies organized in various foreign countries. Of this amount, approximately \$12,000,000 was issued by Canadian companies, \$4,000,000 by Dutch companies, \$3,000,000 by British companies, \$2,000,000 by Irish companies, \$2,000,000 by German companies, and \$10,000,000 by 22 other country companies.

At September 30, 2019, GGRF held investments (generally U.S. dollar denominated ADRs) in corporate stocks issued by companies organized in various foreign countries. These ADRs are indirectly affected by fluctuations in currency exchange rates. The market value of these investments at September 30, 2019 was approximately \$179,000,000. Of this total, approximately \$69,000,000 relates to companies whose functional currency is the Euro, \$30,000,000 relates to companies whose functional currency is the Japanese yen, \$21,000,000 relates to companies whose functional currency is the British pound, \$15,000,000 relates to companies whose functional currency is the Australian dollar, \$11,000,000 relates to companies whose functional currency is the Swiss franc and the remaining \$33,000,000 relates to companies representing eight separate functional currencies.

Custodial credit risk for deposits is the risk that, in the event of the failure of a depository financial institution, a government will not be able to recover its deposits or will not be able to recover collateral securities that are in the possession of an outside party. The custodial credit risk for investments is the risk that, in the event of the failure of the counterparty (e.g., broker-dealer) to a transaction, a government will not be able to recover the value of its investment or collateral securities that are in the possession of another party.

The Guam Code Annotated and GGRF's investment policy contain legal requirements that limit the exposure to custodial credit risk for deposits and investments. The Guam Code Annotated requires that a financial institution secure deposits made by GovGuam agencies by pledging securities in: "(a) Treasury notes or bonds of the United States, or those for which the faith and credit of the United States are pledged for the payment of principal and interest, (b) any evidence of indebtedness of the Government of Guam, (c) Investment certificates of the Federal Home Loan Bank, or (d) such other securities as may be ... approved by the Director of Administration and the Governor of Guam.". The fair market value of the pledged securities must be at least ten percent (10%) in excess of the amount of monies deposited with the bank.

Further, to address custodial risk, the Guam Code Annotated requires the custodian to have been in the business of rendering trust custody services for ten or more years, to be organized under the laws of the United States or a state or territory thereof, to have capital and surplus in excess of Ten Million Dollars (\$10,000,000), and to be a member of the Federal Reserve System whose deposits are insured by the Federal Deposit Insurance Corporation. Regardless of the above, any locally chartered bank may act as custodian for GGRF.

GOVERNMENT OF GUAM

Notes to Financial Statements
September 30, 2019

(2) Deposits and Investments, Continued

B. Investments, Continued

Government of Guam Retirement Fund (GGRF), Continued:

GGRF has the following recurring fair value measurements as of September 30, 2019:

	Total	Fair Value Measurements Using		
		Quoted Prices In Active Markets for Identical Assets (Level 1)	Significant Other Observable Inputs (Level 2)	Significant Unobservable Inputs (Level 3)
Investments by fair value level:				
Equity securities	\$ 1,290,830,469	\$ 1,290,830,469	\$ -	\$ -
U.S. Treasury notes	132,551,696	-	132,551,696	-
Corporate notes and bonds	378,643,717	-	378,643,717	-
Mortgage-backed securities	95,162,118	-	95,162,118	-
Other	<u>6,758,174</u>	<u>6,758,174</u>	-	-
	1,903,946,174	<u>\$ 1,297,588,643</u>	<u>\$ 606,357,531</u>	<u>\$ -</u>
Investments measured at NAV:				
Mutual funds	409,982,625			
Money market funds	<u>70,248,164</u>			
	<u>\$ 2,384,176,963</u>			

(3) Receivables and Tax Abatements

A. Receivables

Receivables as of September 30, 2019, for the primary government's individual major governmental funds, nonmajor governmental funds in the aggregate, and fiduciary funds, including allowances for uncollectible accounts, are as follows:

	General	Federal Grants Assistance	GDOE Federal Grants	Chamorro Lands	Nonmajor Governmental Funds	Fiduciary Funds	Total
Receivables:							
Taxes	\$ 57,084,996	\$ -	\$ -	\$ -	\$ 7,910,993	\$ -	\$ 64,995,989
Federal	13,247,727	59,156,529	8,663,846	-	-	-	81,068,102
Court	-	-	-	-	-	5,582,628	5,582,628
Contributions	-	-	-	-	-	8,082,584	8,082,584
Interest	-	-	-	-	-	259,126	259,126
Other	<u>4,748,162</u>	-	-	-	<u>11,894,938</u>	<u>15,602,675</u>	<u>32,245,775</u>
	75,080,885	59,156,529	8,663,846	-	19,805,931	29,527,013	192,234,204
Allowance for Uncollectible Accounts	<u>(4,056,023)</u>	-	-	-	<u>(1,675,860)</u>	<u>(5,279,085)</u>	<u>(11,010,968)</u>
	<u>\$ 71,024,862</u>	<u>\$ 59,156,529</u>	<u>\$ 8,663,846</u>	<u>\$ -</u>	<u>\$ 18,130,071</u>	<u>\$ 24,247,928</u>	<u>\$ 181,223,236</u>

Contributions receivable recorded by the fiduciary funds represent amounts owed to the GovGuam Retirement Fund (GGRF) for employer and member contributions from various GovGuam agencies. As of September 30, 2019, employer contributions receivable totaled \$6,156,057; member contributions receivable totaled \$1,926,527; and interest and penalties receivable totaled \$259,126.

GOVERNMENT OF GUAM

Notes to Financial Statements
September 30, 2019

(3) Receivables and Tax Abatements, Continued

B. Tax Abatements

As of September 30, 2019, GovGuam provided tax abatements through the following programs:

Guam Registered Apprenticeship Program (GRAP) provides tax abatement incentives to eligible businesses that employ apprentices who are duly enrolled and registered in the program. Eligible businesses are entitled to tax abatement against their gross receipts tax liability equal to fifty percent (50%) of the eligible training costs paid or incurred by the business. Eligible training costs include direct wages of apprentices, direct fringe benefits (medical and dental insurance), journeyman's wages (on-the-job training), instructor costs (academic and trade theory), training costs (books and tuition), and personal protective equipment.

The GRAP Program was created under Public Law 28-142 for the purposes of reducing the shortage of highly skilled workers; encouraging employers to hire and train apprentices in highly skilled trades and occupations; authorizing up to 50% abatement of gross receipts taxes for certain long term apprenticeship training expenses; and ensuring that apprentices continue to pay income taxes and participate in the economy.

The eligible business should be duly enrolled and registered under GRAP with the Department of Labor. The apprentice's occupation should be on the GRAP Demand Occupations Listing which is compiled by the Director of the Department of Labor and approved by the Governor and the Legislature of Guam. The eligible business must not be a beneficiary of a Qualifying Certificate issued by the Guam Economic Development Authority.

Qualifying Certificate (QC) Program was created under Public Law 8-80 and amended under Public Law 20-178 and Public Law 22-159 as an economic incentive tool to encourage investment in activities that would strengthen the island economy, enrich its growth, and enhance the quality of life in Guam. Qualified individuals and companies may be granted the following tax abatements:

- Up to 100% abatement of real property tax for up to ten (10) years on property utilized by the QC beneficiary to operate its business;
- Up to 100% abatement of gross receipts tax on income from the sale of alcoholic beverages and petroleum products manufactured in Guam for up to ten (10) years;
- Up to 100% abatement of gross receipts tax on income derived from underwriting insurance risks either in or out of Guam for up to twenty (20) years;
- Up to 100% rebate of corporate income tax for up to twenty (20) years.

Guam Community Recycling Tax Incentive Program was created under Public Law 127, which provides recycling and transshipment companies with tax benefits to encourage investment opportunities in recycling and transshipment activities. Qualified individuals and companies may be granted the following tax abatements:

- Up to 100% abatement of gross receipts tax on income derived from recycling activities for up to ten (10) years;
- Up to 100% abatement of excise tax with respect to the property used to construct, furnish and equip the recycling facilities.

GOVERNMENT OF GUAM

Notes to Financial Statements
September 30, 2019

(3) Receivables and Tax Abatements, Continued

B. Tax Abatements, Continued

Special Hotel Qualifying Certificate (QC) Program was created under Public Law 32-233 specifically for the development of one thousand six hundred (1,600) new hotel rooms by the year 2020, a goal set forth by the Guam Visitors Bureau Vision 2020 plan. This program provides additional incentives to hotel developers in order to meet this goal and shall remain in effect until the earlier of five years; 1,600 hotel rooms have been committed to be built; or a China Visa Waiver or China Visa Parole declaration has been approved for Guam. Developers and owners are allowed a tax rebate, exemption or abatement in an amount equal to ten percent (10%) of their total construction costs, which can be applied by the developer, at their discretion, to the following taxes:

- Up to 100% abatement of real property tax for up to ten (10) years on property utilized by the QC beneficiary to operate its business;
- Up to 50% abatement of gross receipts tax payable to GovGuam for up to twenty (20) years;
- Up to 100% abatement of excise tax with respect to the property used to construct, furnish and equip the new facility construction or substantial expansion of an existing building;
- Up to 100% rebate of corporate income tax for up to twenty (20) years.

During the year ended September 30, 2019, information relevant to the disclosure of these programs is as follows:

Guam Registered Apprenticeship Program:	
Gross receipts tax	\$ 4,383,946
Qualifying Certificate Program:	
Real property tax	1,234,760
Gross receipts tax	8,686,314
Corporate income tax	4,944,306
Special Hotel Qualifying Certificate Program:	
Real property tax	6,691
Gross receipts tax	-
Excise tax	-
Corporate income tax	-
Guam Community Recycling Tax Incentive Program:	
Gross receipts tax	-
Excise tax	-
	<hr/>
	\$ <u>19,256,017</u>

GOVERNMENT OF GUAM

Notes to Financial Statements
September 30, 2019

(4) Interfund Receivables/Payables

Receivables and payables between funds reflected as due to/from other funds in the combined balance sheet at September 30, 2019, are summarized as follows:

<u>Receivable Fund</u>	<u>Payable Fund</u>	<u>Amount</u>
General	Federal Grants Assistance	\$ 26,090,201
General	GDOE Federal Grants	5,698,364
General	Nonmajor governmental funds	18,006,976
Nonmajor governmental funds	General	<u>29,246,238</u>
		<u>\$ 79,041,779</u>

(5) Capital Assets

Capital asset activities of the primary government for the year ended September 30, 2019, are as follows:

	Estimated Useful Lives	Balance October 1, 2018	Additions	Transfers	Retirements	Balance September 30, 2019
Governmental activities:						
Nondepreciable capital assets:						
Land		\$ 57,984,847	\$ 356,400	\$ -	\$ (1,269,758)	\$ 57,071,489
Construction in progress		<u>54,851,146</u>	<u>31,012,794</u>	<u>(47,799,423)</u>	<u>(783,119)</u>	<u>37,281,398</u>
		<u>112,835,993</u>	<u>31,369,194</u>	<u>(47,799,423)</u>	<u>(2,052,877)</u>	<u>94,352,887</u>
Depreciable capital assets:						
Landfill cells	Capacity	71,093,441	-	-	-	71,093,441
Buildings	40 - 60 yrs	648,356,739	787,985	(9,130,628)	(23,659,233)	616,354,863
Machinery, equipment and furniture	5 - 20 yrs	120,259,759	2,271,548	9,130,628	(1,288,752)	130,373,183
Infrastructure	25 yrs	<u>855,676,594</u>	<u>1,200,754</u>	<u>47,799,423</u>	<u>-</u>	<u>904,676,771</u>
		<u>1,695,386,533</u>	<u>4,260,287</u>	<u>47,799,423</u>	<u>(24,947,985)</u>	<u>1,722,498,258</u>
Less accumulated depreciation:						
Landfill cells		(37,875,366)	(5,258,149)	-	-	(43,133,515)
Buildings		(230,253,894)	(14,155,128)	5,390,185	6,231,738	(232,787,099)
Machinery, equipment and furniture		(99,801,415)	(8,141,521)	(5,390,185)	747,156	(112,585,965)
Infrastructure		<u>(442,015,506)</u>	<u>(35,004,557)</u>	<u>-</u>	<u>(53,382)</u>	<u>(477,073,445)</u>
		<u>(809,946,181)</u>	<u>(62,559,355)</u>	<u>-</u>	<u>6,925,512</u>	<u>(865,580,024)</u>
Depreciable capital assets, net		<u>885,440,352</u>	<u>(58,299,068)</u>	<u>47,799,423</u>	<u>(18,022,473)</u>	<u>856,918,234</u>
		<u>\$ 998,276,345</u>	<u>\$ (26,929,874)</u>	<u>\$ -</u>	<u>\$ (20,075,350)</u>	<u>\$ 951,271,121</u>

Depreciation expense was charged to functions/programs of the primary government's governmental activities as follows:

General government	\$ 8,087,184
Protection of life and property	82,846
Public health	428,509
Community services	40,066
Recreation	145,387
Individual and collective rights	3,715,984
Transportation	27,733,475
Public education	13,412,744
Environmental protection	6,100,241
Economic development	<u>2,812,919</u>
	<u>\$ 62,559,355</u>

GOVERNMENT OF GUAM

Notes to Financial Statements
September 30, 2019

(6) Long-Term Obligations

General Obligation Bonds (GOB):

As of September 30, 2019, the primary government had the following general obligation bonds outstanding:

	<u>Dated Date</u>	<u>Issue Amount</u>	<u>Interest Rate</u>	<u>Final Maturity</u>	<u>Outstanding Amount</u>
General Obligation Bonds:					
Series A, 2009	June 18, 2009	\$ 271,070,000	6%	November 15, 2019	\$ 5,375,000
Series A, 2019	July 25, 2019	\$ 27,610,000	5%	November 15, 2031	<u>27,610,000</u>
					32,985,000
Add: unamortized bond premium					4,027,747
Less: unamortized bond discount					<u>(125,775)</u>
					<u>\$ 36,886,972</u>

A summary of the general obligation bond premium and discount activity for the year ended September 30, 2019 is as follows:

	<u>Bond Premium</u>	<u>Bond Discount</u>	<u>Net</u>
Balance - October 1, 2018	\$ -	\$ (241,877)	\$ (241,877)
GOB Series A, 2019	4,027,747	-	4,027,747
Current-year amortization	<u>-</u>	<u>116,102</u>	<u>116,102</u>
Balance - September 30, 2019	<u>\$ 4,027,747</u>	<u>\$ (125,775)</u>	<u>\$ 3,901,972</u>

Annual debt service requirements to maturity for general obligation bonds are as follows:

<u>Year ending September 30,</u>	<u>Principal</u>	<u>Interest</u>	<u>Total</u>
2020	\$ 5,940,000	\$ 1,259,194	\$ 7,199,194
2021	1,685,000	1,310,125	2,995,125
2022	1,775,000	1,223,625	2,998,625
2023	1,865,000	1,132,625	2,997,625
2024	1,960,000	1,037,000	2,997,000
2025 - 2029	11,410,000	3,570,750	14,980,750
2030 - 2032	<u>8,350,000</u>	<u>640,250</u>	<u>8,990,250</u>
	<u>\$ 32,985,000</u>	<u>\$ 10,173,569</u>	<u>\$ 43,158,569</u>

GOB Series A, 2009 Bonds

The GOB Series A, 2009 bonds were issued for the purpose of providing proceeds to fund certain capital improvement projects and other GovGuam obligations, including past due tax refunds and outstanding COLA settlement payments, and are backed solely by the full faith and credit of GovGuam. The Issuance Certificate, dated June 1, 2009, sets forth the establishment of accounts, the periodic deposits into these accounts, and certain other covenants to ensure payment of debt service.

GOVERNMENT OF GUAM

Notes to Financial Statements
September 30, 2019

(6) Long-Term Obligations, Continued

General Obligation Bonds (GOB), Continued:

GOB Series A, 2009 Bonds, Continued

The following funds and accounts are established under the Certificate dated June 1, 2009:

Proceeds Fund - Moneys on deposit in the Proceeds Fund will be disbursed by the Depositary for the payment of the expenses of GovGuam to be funded from Bond proceeds and the costs associated with the issuance of the Bonds, and, to the extent necessary, to fund any deficiency in the Bond Fund to pay principal of, mandatory sinking account payments for and interest on the Bonds.

Costs of Issuance Account - Moneys on deposit in the Costs of Issuance Account will be disbursed by the Depositary for the payment of the costs associated with the issuance of the Bonds.

Bond Fund - the Trustee shall apply moneys on deposit in this Fund solely for the purposes of (1) paying interest on the Bonds as it shall become due and payable, (2) paying the principal of the Serial Bonds when due and payable and (3) purchasing, redeeming or paying at maturity the Term Bonds as provided in the Certificate.

GOB Series A, 2019 Bonds

The GOB Series A, 2019 bonds were issued for the purpose of providing proceeds to fund the construction of a new cell for the Layon landfill (the Series 2019 Project), and are backed solely by the full faith and credit of GovGuam. The Issuance Certificate, dated July 1, 2019, sets forth the establishment of accounts, the periodic deposits into these accounts, and certain other covenants to ensure payment of debt service. The following funds and accounts are established under the Certificate dated July 1, 2019:

Proceeds Fund - Moneys on deposit in the Proceeds Fund will be disbursed by the Depositary for the payment of the expenses of GovGuam to be funded from Bond proceeds and the costs associated with the issuance of the Bonds, and, to the extent necessary, to fund any deficiency in the Bond Fund to pay principal of, mandatory sinking account payments for and interest on the Bonds.

Costs of Issuance Account - Moneys on deposit in the Costs of Issuance Account will be disbursed by the Depositary for the payment of the costs associated with the issuance of the Bonds.

Construction Account - Moneys on deposit in the Construction Account will be disbursed by the Depositary for the payment of the project costs associated with the Series 2019 Project.

Bond Fund - the Trustee shall apply moneys on deposit in this Fund solely for the purposes of (1) paying interest on the Bonds as it shall become due and payable, (2) paying the principal of the Serial Bonds when due and payable and (3) purchasing, redeeming or paying at maturity the Term Bonds as provided in the Certificate.

GOVERNMENT OF GUAM

Notes to Financial Statements
September 30, 2019

(6) Long-Term Obligations, Continued

Limited Obligation Bonds (LOB):

As of September 30, 2019, the primary government had the following limited obligation bonds outstanding:

	<u>Dated Date</u>	<u>Issue Amount</u>	<u>Interest Rate</u>	<u>Final Maturity</u>	<u>Outstanding Amount</u>
Limited Obligation Bonds:					
Series A (HOT), 2011	April 28, 2011	\$ 90,665,000	5.5% - 6.5%	November 1, 2040	\$ 75,365,000
Series A (BPT), 2011	December 1, 2011	\$ 235,000,000	3.5% - 5.3%	January 1, 2042	220,790,000
Series B (BPT), 2012 Taxable	June 6, 2012	\$ 27,375,000	4.4% - 4.9%	January 1, 2046	20,250,000
Series B (BPT), 2012	June 6, 2012	\$ 81,325,000	4.1% - 5.0%	January 1, 2042	81,325,000
Series D, (BPT) 2015	September 9, 2015	\$ 410,485,000	4.0% - 5.0%	November 15, 2039	406,615,000
Series A (Section 30), 2016	August 17, 2016	\$ 236,605,000	5%	December 1, 2046	<u>227,185,000</u>
					1,031,530,000
Add: unamortized bond premium					88,549,676
Less: unamortized bond discount					<u>(1,539,206)</u>
					\$ <u>1,118,540,470</u>

A summary of the limited obligation bond premium and discount activity for the year ended September 30, 2019 is as follows:

	<u>Bond Premium</u>	<u>Bond Discount</u>	<u>Net</u>
Balance - October 1, 2018	\$ 92,446,571	\$ (1,612,212)	\$ 90,834,359
Current-year amortization	<u>(3,896,895)</u>	<u>73,006</u>	<u>(3,823,889)</u>
Balance - September 30, 2019	\$ <u>88,549,676</u>	\$ <u>(1,539,206)</u>	\$ <u>87,010,470</u>

Annual debt service requirements to maturity for limited obligation bonds are as follows:

<u>Year ending September 30,</u>	<u>Principal</u>	<u>Interest</u>	<u>Total</u>
2020	\$ 25,745,000	\$ 51,791,503	\$ 77,536,503
2021	33,030,000	50,330,461	83,360,461
2022	35,720,000	48,616,754	84,336,754
2023	37,535,000	46,771,784	84,306,784
2024	37,540,000	44,869,617	82,409,617
2025 - 2029	205,820,000	194,462,141	400,282,141
2030 - 2034	263,375,000	135,248,253	398,623,253
2035 - 2039	266,695,000	64,875,013	331,570,013
2040 - 2044	113,410,000	11,730,463	125,140,463
2045 - 2047	<u>12,660,000</u>	<u>970,750</u>	<u>13,630,750</u>
	\$ <u>1,031,530,000</u>	\$ <u>649,666,738</u>	\$ <u>1,681,196,738</u>

GOVERNMENT OF GUAM

Notes to Financial Statements
September 30, 2019

(6) Long-Term Obligations, Continued

Limited Obligation Bonds (LOB), Continued:

HOT Series A, 2011 Bonds

The HOT Series A, 2011 bonds are backed by the full faith and credit of GovGuam, payable solely from and collateralized by a pledge of hotel occupancy tax revenues. These bonds were issued for the purpose of advance refunding 1997 Infrastructure Improvement Bonds and to provide additional proceeds to fund the construction of a new Guam Museum and other projects for the benefit of Guam's tourism industry (collectively, the Infrastructure Improvement Project Costs). Total principal and interest remaining on the HOT Series A, 2011 bonds is \$136,527,688 payable through November 2040. For the year ended September 30, 2019, principal and interest paid and total hotel occupancy tax revenues were \$6,994,750 and \$44,701,481, respectively.

The General Indenture, as supplemented by a supplemental indenture, each dated April 1, 2011, sets forth the establishment of accounts, the application of revenues and of periodic deposits into these accounts, and certain other covenants to ensure payment of debt service. The following rate covenant together with funds and accounts are established under the General Indenture dated April 1, 2011:

Rate Covenant - GovGuam has covenanted that it will impose, levy, and enforce taxes of the type now imposed by 11 GCA §30101 and collect Hotel Occupancy Tax revenues (or may, in its sole and absolute discretion, but shall not be obligated to, pay into the Revenue Fund moneys from any other legally available source) in the aggregate amount within each Bond Year at least sufficient to pay and provide for the sum of: (1) an aggregate amount equal to at least 125% of aggregate annual debt service for such Bond Year; (2) an aggregate amount equal to the amounts required to be deposited in the Rebate Fund during such Bond Year required by the General Indenture, plus the amount of Bond Expenses estimated by the Trustee to be payable during such Bond Year; and (3) such amounts as may be required pursuant to the General Indenture (and any supplemental indenture for the issuance of additional Bonds) to increase or restore the Bond Reserve Fund to the Bond Reserve Fund Requirement.

Construction Fund - Moneys on deposit in the Construction Account will be disbursed by the Depository for the payment of Infrastructure Improvement Project Costs.

Costs of Issuance Account - Moneys on deposit in the Costs of Issuance Account will be disbursed by the Depository for the payment of the costs associated with the issuance of the Bonds.

Capitalized Interest Account - Moneys on deposit in the Capitalized Interest Account will be disbursed by the Depository for the payment of interest on the Bonds.

Bond Fund - the Trustee shall apply moneys on deposit in this Fund solely for the purposes of: (1) paying interest on the Bonds as it shall become due and payable; (2) paying the principal of the Serial Bonds when due and payable; (3) purchasing, redeeming or paying at maturity the Term Bonds as provided in the General Indenture; and (4) paying Parity Payment Agreement Payments due and payable. As of September 30, 2019, GovGuam is not a party to any Parity Payment Agreements.

GOVERNMENT OF GUAM

Notes to Financial Statements
September 30, 2019

(6) Long-Term Obligations, Continued

Limited Obligation Bonds (LOB), Continued:

HOT Series A, 2011 Bonds, Continued

Bond Reserve Fund - the General Indenture created a Bond Reserve Fund available for the purpose of paying debt service on Bonds (including Payment Agreement Payments) in the event of a deficiency in the Bond Fund. GovGuam is required to maintain an amount within the Bond Reserve Fund equal to the maximum annual debt service for the then current or future fiscal year on all outstanding HOT Series A, 2011 bonds. The Bond Reserve Fund Requirement means, as of any date of calculation and with respect to any Bonds, an amount equal to: (i) the least of (A) the maximum annual debt service, calculated on all such Bonds Outstanding as of such date, (B) 125% of average annual debt service on all such Bonds Outstanding as of such date, or (C) such amount as may be calculated in connection with the issuance of an Additional Series of Bonds by adding not more than 10% of the original principal amount of such Additional Series of Bonds to the Bond Reserve Fund Requirement immediately before such issuance; or (ii) such larger amount as may be established as the Bond Reserve Fund Requirement by any supplemental indenture. As of September 30, 2019, GovGuam maintains \$7,093,675 in this fund in accordance with the Bond Reserve Fund Requirement.

Revenue Fund - the General Indenture created a Revenue Fund into which GovGuam shall deposit all hotel occupancy tax revenues, upon receipt, and which the Trustee, as Depository, will maintain and hold pursuant to the General Indenture.

BPT Series A, 2011, Series B, 2012, Series D, 2015 Bonds

The BPT Series A, 2011, Series B, 2012, and Series D, 2015 bonds are backed by the full faith and credit of GovGuam, payable solely from and collateralized by a pledge of business privilege tax revenues. These bonds were issued for the purpose of providing proceeds to fund other GovGuam obligations, including past due tax refunds, COLA settlement payments, health insurance premium payments and delinquent retirement fund contributions, advance refunding 2007 and 2009 GOB bonds, and funding capitalized interest (collectively, the Eligible Expenses). Total principal and interest remaining on the BPT Series A, 2011, Series B, 2012, and Series D, 2015 bonds is \$1,191,148,676 payable through January 2046. For the year ended September 30, 2019, principal and interest paid and total gross receipts tax revenues were \$50,557,132 and \$314,010,165, respectively.

The General Indenture, dated December 1, 2011, as updated by supplemental indentures, sets forth the establishment of accounts, the application of revenues and of periodic deposits into these accounts, and certain other covenants to ensure payment of debt service. The following rate covenant together with funds and accounts are established under the General Indenture dated December 1, 2011:

Rate Covenant - GovGuam has covenanted that it will impose, levy, and enforce taxes of the type now imposed by 11 GCA §26201 and collect Business Privilege Tax revenues. Furthermore, GovGuam has covenanted that it will not reduce the rate of levy and collection of pledged business privilege tax revenues below 3% nor will GovGuam reduce the services or the products activities to which the pledged business privilege tax applies, nor will GovGuam upwardly adjust any exception or exclusion to, or otherwise impair, the pledged business privilege tax.

Escrow Fund - Moneys on deposit in the Escrow Fund to be disbursed to pay the principal of and interest on the refunded 2007 and 2009 GOB bonds.

GOVERNMENT OF GUAM

Notes to Financial Statements
September 30, 2019

(6) Long-Term Obligations, Continued

Limited Obligation Bonds (LOB), Continued:

BPT Series A, 2011, Series B, 2012, Series D, 2015 Bonds, Continued

Proceeds Fund - Moneys on deposit in the Proceeds Fund will be disbursed by the Depository for the payment of Eligible Expenses of GovGuam to be funded from Bond proceeds and the costs associated with the issuance of the Bonds.

Costs of Issuance Account - Moneys on deposit in the Costs of Issuance Account will be disbursed by the Depository for the payment of the costs associated with the issuance of the Bonds.

Capitalized Interest Account - Moneys on deposit in the Capitalized Interest Account will be disbursed by the Depository for the payment of interest on the Bonds.

Bond Fund - the Trustee shall apply moneys on deposit in this Fund solely for the purposes of: (1) paying interest on the Bonds as it shall become due and payable; (2) paying the principal of the Serial Bonds when due and payable; (3) purchasing, redeeming or paying at maturity the Term Bonds as provided in the General Indenture; (4) paying Parity Payment Agreement Payments due and payable; and (5) paying Credit Agreement Reimbursement Payments due and payable. As of September 30, 2019, GovGuam is not a party to any Parity Payment or Credit Agreement Reimbursement Payment Agreements.

Revenue Fund - the General Indenture created a Revenue Fund into which GovGuam, shall deposit all business privilege tax revenues, upon receipt, and which the Trustee, as Depository, will maintain and hold pursuant to the General Indenture.

On September 9, 2015, GovGuam issued \$410,485,000 in Business Privilege Tax Revenue Bonds, 2015 Series D to refund \$151,935,000 of outstanding General Obligation Bonds, 2007 Series A bonds and partially refund \$229,020,000 of outstanding General Obligation Bonds, 2009 Series A bonds. Of the net proceeds of \$455,135,254 (including an issue premium of \$44,650,254), \$454,758,932 was deposited to an Escrow Fund to be used to purchase U.S. government securities. Those securities were deposited in an irrevocable trust with an escrow agent for the purpose of generating resources for all future debt service payments of the previously issued outstanding General Obligation Bonds, 2007 Series A and General Obligation Bonds, 2009 Series A. As a result, these bonds are considered defeased, and the liability for these bonds has been removed from the government-wide financial statements. The advanced refunding resulted in a loss on defeasance of \$82,801,641, which is deferred and being amortized to expense using the effective interest rate method over average remaining life of the 2007 and 2009 bonds. The unamortized balance of the deferred loss on refunding is \$68,503,173 as of September 30, 2019.

Section 30 Series A, 2016 Bonds

The Section 30 Series A, 2016 bonds are backed by the full faith and credit of GovGuam, payable solely from and collateralized by a pledge of Section 30 revenues. These bonds were issued for the purpose of refunding 2009 Section 30 LOB bonds; refinancing all of the outstanding 2013 Series B Certificates of Participation (Okkodo High School Expansion Project); and to provide additional proceeds to fund certain working capital costs of the Guam Memorial Hospital Authority (the 2016 Hospital Working Capital Project). Total principal and interest remaining on the Section 30 Series A, 2016 bonds is \$353,520,375 payable through December 2046. For the year ended September 30, 2019, principal and interest paid and total Section 30 revenues were \$16,904,500 and \$77,046,768, respectively.

GOVERNMENT OF GUAM

Notes to Financial Statements
September 30, 2019

(6) Long-Term Obligations, Continued

Limited Obligation Bonds (LOB), Continued:

Section 30 Series A, 2016 Bonds, Continued

The General Indenture, dated June 1, 2009, as amended and restated by an Amended and Restated Indenture, dated August 1, 2016, as updated by supplemental indentures, sets forth the establishment of accounts, the application of revenues and of periodic deposits into these accounts, and certain other covenants to ensure payment of debt service. The following revenue covenant together with funds and accounts are established under the Amended and Restated Indenture dated August 1, 2016:

Revenue Covenant - GovGuam has covenanted that it will not issue or incur any obligations having a claim on the Section 30 Revenues prior to the claim of the Section 30 Series A, 2016 bonds and any bonds on a parity therewith. GovGuam has also covenanted that it shall deposit or cause to be deposited all Section 30 Revenues upon receipt into the Section 30 Revenue Fund which the Trustee shall maintain and hold in trust.

Escrow Fund - Moneys on deposit in the Escrow Fund to be disbursed to pay the principal of and interest on the refunded 2009 Section 30 LOB bonds and 2013 Series B certificates of participation.

Project Account - Moneys on deposit in the Project Account will be disbursed by the Depository for the payment of 2016 Hospital Working Capital Project Costs.

Costs of Issuance Account - Moneys on deposit in the Costs of Issuance Account will be disbursed by the Depository for the payment of the costs associated with the issuance of the Bonds.

Section 30 Revenue Fund - the Amended and Restated Indenture created the Section 30 Revenue Fund into which GovGuam shall deposit all Section 30 revenues, upon receipt, and which the Trustee, as Depository, will maintain and hold pursuant to the Amended and Restated Indenture. In accordance with the Amended and Restated Indenture, the Trustee created the following funds within the Section 30 Revenue Fund:

- Bond Reserve Fund - the Trustee is required to hold and maintain within the Bond Reserve Fund an amount equal to the Bond Reserve Fund Requirement. The Bond Reserve Fund Requirement means, as of any date of calculation and with respect to any Bonds, monies in the aggregate amount within each Bond Year at least sufficient to pay and provide for the sum of: (1) an aggregate amount equal to at least 125% of aggregate annual debt service for such Bond Year; (2) an aggregate amount equal to the amounts required to be deposited in the Rebate Fund during such Bond Year required by the Amended and Restated Indenture, plus the amount of Bond Expenses estimated by the Trustee to be payable during such Bond Year; and (3) such amounts as may be required pursuant to the Amended and Restated Indenture (and any supplemental indenture for the issuance of additional Bonds) to increase or restore the Bond Reserve Fund to the Bond Reserve Fund Requirement. As of September 30, 2019, GovGuam maintains \$16,317,823 in this fund in accordance with the Bond Reserve Fund Requirement.
- Debt Service Fund - the Trustee is required to hold and maintain within the Debt Service Fund an amount equal to the sum of: (1) the interest then due or to become due on all outstanding bonds during the period ending on November 30 of the next succeeding fiscal year; and (2) the principal (including any Mandatory Sinking Account Payments) then due or to become due on all outstanding bonds during the period ending on November 30 of the next succeeding fiscal year.

GOVERNMENT OF GUAM

Notes to Financial Statements
September 30, 2019

(6) Long-Term Obligations, Continued

Limited Obligation Bonds (LOB), Continued:

Section 30 Series A, 2016 Bonds, Continued

On August 17, 2016, GovGuam issued \$236,605,000 in Limited Obligation (Section 30) Bonds, 2016 Series A to refund \$182,610,000 of outstanding Limited Obligation (Section 30) Bonds, 2009 Series A bonds and to provide additional proceeds to fund certain working capital costs of the Guam Memorial Hospital Authority. Of the net proceeds of \$280,547,958 (including an issue premium of \$43,942,958), \$211,658,081 was deposited to an Escrow Fund to be used to purchase U.S. government securities. Those securities were deposited in an irrevocable trust with an escrow agent for the purpose of generating resources for all future debt service payments of the previously issued outstanding Limited Obligation (Section 30) Bonds, 2009 Series A. As a result, these bonds are considered defeased, and the liability for these bonds has been removed from the government-wide financial statements. The advanced refunding resulted in a loss on defeasance of \$31,939,331, which is deferred and is being amortized to expense using the effective interest method over average remaining life of the 2009 bonds. The unamortized balance of the deferred loss on refunding is \$26,616,110 as of September 30, 2019.

Events of Default

The respective Certificates and Indentures specify that any one or more of the following events will be considered an Event of Default:

(A) Default by GovGuam in the due and punctual payment of the principal or Redemption Price of any Bond when and as the same shall become due and payable, whether at maturity as therein expressed, by proceedings for redemption, by declaration or otherwise; default by GovGuam in the redemption from any Mandatory Sinking Account Payment of any Term Bonds in the amounts and at the times provided therefor; or default by GovGuam in the due and punctual payment of any installment of interest on any Bond when and as such interest installment shall become due and payable;

(B) Default by GovGuam in the observance of any of the covenants, agreements or conditions on its part contained in the Issuance Certificates or in the Bonds, if such default shall have continued for a period of 60 days after written notice thereof, specifying such default and requiring the same to be remedied, shall have been given to GovGuam by the Trustee or to GovGuam and the Trustee by the Holders of not less than 25% in aggregate principal amount of the Bonds at the time Outstanding; or

(C) The assumption, under the provisions of any law relating to bankruptcy or insolvency or any similar law relating to creditor's rights, by any court of competent jurisdiction, of custody or control of GovGuam or of the whole or any substantial part of its property, if such custody or control is not terminated or stayed within 60 days from the date of assumption of such custody or control.

In the event that the amount in any Fund or Account is insufficient for the purposes for which such Fund or Account was established, the Trustee shall transfer such amount as is necessary to satisfy such deficiency. If after making all such transfers, the amount in such Fund or Account is insufficient, the Trustee shall promptly issue a notice of default to Bondholders.

GOVERNMENT OF GUAM

Notes to Financial Statements
September 30, 2019

(6) Long-Term Obligations, Continued

Acceleration of Maturities

If an Event of Default shall occur, then, and in each and every such case during the continuance of such Event of Default, the Trustee or the Holders of not less than a majority in aggregate principal amount of the Bonds at the time Outstanding shall be entitled, upon notice in writing to GovGuam, to declare the principal of all of the Bonds then Outstanding, and the interest accrued thereon, to be due and payable immediately, and upon any such declaration the same shall become and shall be immediately due and payable, anything in the Issuance Certificates or in the Bonds contained to the contrary notwithstanding.

If an Event of Default occurs and is continuing, all moneys then held or thereafter received by the Trustee or the Depository under any of the provisions of the respective Certificates and Indentures is required to be under the control of and applied by the Trustee as outlined in the respective Certificates and Indentures.

Management of GovGuam believes that it is in compliance with all significant covenants, limitations and restrictions of the respective Certificates and Indentures as of September 30, 2019.

Direct Borrowings:

As of September 30, 2019, the primary government had the following direct borrowings outstanding:

	<u>Dated Date</u>	<u>Issue Amount</u>	<u>Interest Rate</u>	<u>Final Maturity</u>	<u>Outstanding Amount</u>
Direct Borrowings:					
Judicial Building loan	September 15, 2006	\$ 11,000,000	3.6%	December 1, 2051	\$ 5,081,553
Congress Building loan	April 28, 2014	\$ 4,000,000	4.5%	September 1, 2035	<u>3,788,755</u>
					<u>\$ 8,870,308</u>

Annual debt service requirements to maturity for the direct borrowings are as follows:

<u>Year ending September 30,</u>	<u>Principal</u>	<u>Interest</u>	<u>Total</u>
2020	\$ 166,605	\$ 350,325	\$ 516,930
2021	174,273	342,657	516,930
2022	229,756	334,831	564,587
2023	288,210	324,034	612,244
2024	300,561	311,683	612,244
2025 - 2029	1,707,632	1,353,586	3,061,218
2030 - 2034	2,107,408	953,810	3,061,218
2035 - 2039	1,107,586	589,823	1,697,409
2040 - 2044	967,603	423,647	1,391,250
2045 - 2049	1,158,421	232,829	1,391,250
2050 - 2052	<u>662,253</u>	<u>33,372</u>	<u>695,625</u>
	<u>\$ 8,870,308</u>	<u>\$ 5,250,297</u>	<u>\$ 14,120,905</u>

GOVERNMENT OF GUAM

Notes to Financial Statements
September 30, 2019

(6) Long-Term Obligations, Continued

Direct Borrowings, Continued:

Judicial Building Loan

GovGuam entered into a loan with a bank to repay a 1988 loan and to fund the construction of a Judicial Building and a Forensic Science Laboratory. The note is collateralized by the pledge and assignment of Judicial Building Fund revenues. The credit agreement, dated September 15, 2006, requires that all funds, monies, securities, and deposits, which comprise the Judicial Building Fund, shall be maintained in accounts with the lender. Furthermore, the credit agreement contains a provision that in the event of default, the lender has the ability to satisfy the indebtedness, in whole or in part, by enforcing and collecting any obligation subject to this pledge and assignment, or by applying any amounts in the Judicial Building Fund to obligations secured hereby. Total principal and interest remaining on the note payable is \$8,347,499 payable through December 2051. For the year ended September 30, 2019, principal and interest paid and total judicial fees, fines and building rental receipt revenues were \$925,481 and \$1,362,441, respectively. (See Note 15)

Congress Building Loan

GovGuam entered into a loan with a bank to fund the modernization, refurbishment and renovation of the Guam Congress Building. The note is collateralized by the pledge and assignment of Capitol District Fund revenues. The credit agreement, dated April 28, 2014, requires that all funds, monies, securities, and deposits, which comprise the Capitol District Fund, shall be maintained in accounts with the lender. Furthermore, the credit agreement contains a provision that in the event of default, the lender has the ability to satisfy the indebtedness, in whole or in part, by enforcing and collecting any obligation subject to this pledge and assignment, or by applying any amounts in the Capitol District Fund to obligations secured hereby. Total principal and interest remaining on the note payable is \$5,316,065 payable through September 2035. For the year ended September 30, 2019, principal and interest paid and total building rental receipt revenues were \$319,200 and \$248,813, respectively.

Management of GovGuam believes that it is in compliance with all significant covenants, limitations and restrictions of the respective credit agreements as of September 30, 2019.

Changes in Long-Term Obligations:

	Balance October <u>1, 2018</u>	<u>Additions</u>	<u>Reductions</u>	Balance September <u>30, 2019</u>	Due Within <u>One Year</u>
Bonds payable:					
General obligation bonds	\$ 10,445,000	\$ 27,610,000	\$ (5,070,000)	\$ 32,985,000	\$ 5,940,000
Limited obligation bonds	1,053,040,000	-	(21,510,000)	1,031,530,000	25,745,000
Direct borrowings:					
Bank loans	<u>9,583,944</u>	<u>-</u>	<u>(713,636)</u>	<u>8,870,308</u>	<u>166,605</u>
	<u>\$ 1,073,068,944</u>	<u>\$ 27,610,000</u>	<u>\$ (27,293,636)</u>	<u>\$ 1,073,385,308</u>	<u>\$ 31,851,605</u>

GOVERNMENT OF GUAM

Notes to Financial Statements
September 30, 2019

(6) Long-Term Obligations, Continued

Prior-Year Defeasance of Debt:

In prior years, GovGuam defeased certain general obligation and other bonds by placing the proceeds of new bonds in an irrevocable trust to provide for all future debt service payments on the old bonds. Accordingly, the trust account assets and the liability for the defeased bonds are not included in GovGuam's financial statements. At September 30, 2019, the following bonds outstanding are considered defeased:

GOB Series A, 2009	\$ 229,020,000
LOB Series A, 2009	<u>164,845,000</u>
	<u>\$ 393,865,000</u>

(7) Changes in Long-Term Liabilities

Other long-term liabilities will generally be liquidated in the future from the General Fund. During the year ended September 30, 2019, the following changes occurred in liabilities reported as part of the primary government's long-term liabilities in the statement of net position:

	Balance October <u>1, 2018</u>	<u>Additions</u>	<u>Reductions</u>	Balance September <u>30, 2019</u>	Due Within <u>One Year</u>
Other long-term liabilities:					
Compensated absences	\$ 21,510,948	\$ 10,850,282	\$ (11,022,256)	\$ 21,338,974	\$ 10,615,859
Capital lease obligations	192,087,869	-	(23,192,705)	168,895,164	7,353,892
DCRS sick leave liability	17,210,266	1,211,454	(1,215,632)	17,206,088	-
Net pension liability	1,005,171,481	97,847,372	(89,444,678)	1,013,574,175	-
OPEB liability	1,669,874,024	121,530,160	(516,353,157)	1,275,051,027	-
Tax credits payable	3,639,101	-	(717,903)	2,921,198	2,921,198
Due to IRS	19,937,926	-	-	19,937,926	19,937,926
Landfill closure	<u>20,012,086</u>	<u>9,307,717</u>	<u>(2,177,713)</u>	<u>27,142,090</u>	<u>-</u>
	<u>\$ 2,949,443,701</u>	<u>\$ 240,746,985</u>	<u>\$ (644,124,044)</u>	<u>\$ 2,546,066,642</u>	<u>\$ 40,828,875</u>

Other long-term liabilities include an amount due to the Internal Revenue Service (IRS) for excess Make Work Pay Credit (MWPC) payments received under the American Recovery and Reinvestment Act of 2009. In accordance with an agreement between GovGuam and the IRS, the amount due was renegotiated in the amount of \$19,937,926. GovGuam has yet to finalize repayment terms and conditions with the IRS.

In addition, other long-term liabilities include an amount due to landowners in the original amount of \$29,112,970, inclusive of interest. On October 31, 2012, a Court Order was issued for the payment of approximately \$25,115,683 for the condemnation of land which encompasses the Layon landfill. A payment of \$3,410,000 was deposited to the Court and distributed to the landowners with the remaining balance of \$21,705,683 plus interest at 6% per annum calculated from January 24, 2008 to be made. GovGuam negotiated long-term tax credit certificates with certain landowners. During the year ended September 30, 2019, tax credits in the amount of \$936,249 were redeemed in lieu of payments, of which \$717,903 and \$218,346 represented principal and interest, respectively, with a remaining amount of \$2,921,198 associated with this Court Order payable to landowners.

GOVERNMENT OF GUAM

Notes to Financial Statements
September 30, 2019

(8) Fund Balances

Classifications of fund balances comprise a hierarchy based primarily on the extent to which a government is bound to observe constraints imposed upon the use of the resources reported in governmental funds. The following table enumerates the governmental funds fund balance classifications:

	General	Federal Grants Assistance	GDOE Federal Grants	Chamorro Lands	Nonmajor Governmental Funds	Total
Nonspendable:						
Pacific Islands Development Bank	\$ 1,000,000	\$ -	\$ -	\$ -	\$ -	\$ 1,000,000
Land trust	-	-	-	450,181,806	-	450,181,806
Inventories	<u>1,170,056</u>	-	-	-	-	<u>1,170,056</u>
	<u>2,170,056</u>	-	-	<u>450,181,806</u>	-	<u>452,351,862</u>
Restricted:						
Debt service reserve	80,504,493	-	-	-	12,602,003	93,106,496
Landfill closure and post closure	-	-	-	-	5,045,879	5,045,879
Tourism-related capital projects	-	-	-	-	7,936,432	7,936,432
Chamorro Loan Guarantee	-	-	-	-	641,348	641,348
Landfill-related capital projects	-	-	-	-	<u>30,926,218</u>	<u>30,926,218</u>
	<u>80,504,493</u>	-	-	-	<u>57,151,880</u>	<u>137,656,373</u>
Committed:						
First Generation Trust Initiative	1,658,237	-	-	-	-	1,658,237
General government	4,031,656	-	-	-	22,861,356	26,893,012
Protection of life and property	-	-	-	-	11,862,203	11,862,203
Public health	520,689	-	-	-	23,446,527	23,967,216
Community services	601,418	-	-	-	54,047	655,465
Recreation	-	-	-	-	2,500,496	2,500,496
Individual and collective rights	8,661,296	-	-	-	3,747,520	12,408,816
Transportation	-	-	-	-	6,498,996	6,498,996
Public education	5,028	-	-	-	1,518,477	1,523,505
Environmental protection	-	-	-	-	11,840,596	11,840,596
Economic development	738,866	-	-	-	1,252,651	1,991,517
Other purposes	-	-	-	-	<u>374,447</u>	<u>374,447</u>
	<u>16,217,190</u>	-	-	-	<u>85,957,316</u>	<u>102,174,506</u>
Assigned:						
Other purposes	-	147,606	-	-	-	147,606
Unassigned						
	<u>(146,692,682)</u>	-	-	-	<u>(1,764,098)</u>	<u>(148,456,780)</u>
	<u>\$(47,800,943)</u>	<u>\$ 147,606</u>	<u>\$ -</u>	<u>\$ 450,181,806</u>	<u>\$ 141,345,098</u>	<u>\$ 543,873,567</u>

(9) Deficit Net Position

The following individual component units reflect a deficit net position at September 30, 2019:

Guam Community College	\$ <u>13,943,945</u>
Guam Memorial Hospital Authority	\$ <u>236,972,465</u>
Guam Power Authority	\$ <u>3,141,595</u>
University of Guam	\$ <u>82,594,329</u>
Guam Economic Development Authority	\$ <u>18,761,597</u>
Guam Educational Telecommunications Corporation	\$ <u>1,569,774</u>

GOVERNMENT OF GUAM

Notes to Financial Statements
September 30, 2019

(10) Interfund/Intrafund Transactions

Operating transfers in/out for each major governmental fund and nonmajor governmental funds in the aggregate, for the year ended September 30, 2019, are as follows:

	<u>Transfers Out</u>	<u>Transfers In</u>
General Fund:		
Federal Grants Assistance Fund	\$ 16,038,720	\$ -
Nonmajor governmental funds	13,949,466	37,829,289
Fiduciary funds	<u>389,353</u>	<u>-</u>
	<u>30,377,539</u>	<u>37,829,289</u>
Federal Grants Assistance Fund:		
General Fund	-	16,038,720
GDOE Federal Grants Fund	9,184,284	-
Nonmajor governmental funds	<u>-</u>	<u>1,809,450</u>
	<u>9,184,284</u>	<u>17,848,170</u>
GDOE Federal Grants Fund:		
Federal Grants Assistance Fund	<u>-</u>	<u>9,184,284</u>
Nonmajor governmental funds:		
General Fund	37,829,289	13,949,466
Federal Grants Assistance Fund	1,809,450	-
Nonmajor governmental funds	<u>8,702,582</u>	<u>8,702,582</u>
	<u>48,341,321</u>	<u>22,652,048</u>
Fiduciary funds:		
General Fund	<u>-</u>	<u>389,353</u>
	<u>\$ 87,903,144</u>	<u>\$ 87,903,144</u>

Transfers are used to 1) move revenues from the fund that enabling legislation or budget requires to collect them to the fund that enabling legislation or budget requires to expend them, 2) use unrestricted revenues collected in the General Fund to finance various programs accounted for in other funds in accordance with budgetary authorizations, and 3) record reductions in interfund loans for amounts that are not expected to be repaid. Specifically, GovGuam transferred a total of \$17,848,170 from the General Fund and the nonmajor governmental funds to the Federal Grants Assistance Fund representing local match requirements under various federal grant awards; \$9,039,946 from the General Fund to the nonmajor governmental funds to finance charter schools administered by the Guam Department of Education; \$13,804,185 from the nonmajor governmental funds to the General Fund to finance General Fund operations; \$37,829,289 from the nonmajor governmental funds to the General Fund to primarily finance public school operations and debt service requirements; and \$9,184,284 from the Federal Grants Assistance Fund to the GDOE Federal Grants Fund to finance municipal school lease payments and other programs administered by the Guam Department of Education.

GOVERNMENT OF GUAM

Notes to Financial Statements
September 30, 2019

(11) Pensions

GovGuam is statutorily responsible for providing pension benefits for GovGuam employees through the GovGuam Retirement Fund (GGRF).

A. General Information About the Pension Plans:

Plan Description: GGRF administers the GovGuam Defined Benefit (DB) Plan, a single-employer defined benefit pension plan, and the Defined Contribution Retirement System (DCRS). The DB Plan provides retirement, disability, and survivor benefits to plan members who enrolled in the plan prior to October 1, 1995. Article 1 of 4 GCA 8, Section 8105, requires that all employees of GovGuam, regardless of age or length of service, become members of the DB Plan prior to the operative date. Employees of a public corporation of GovGuam have the option of becoming members of the DB Plan prior to the operative date. All employees of GovGuam, including employees of GovGuam public corporations, whose employment commenced on or after October 1, 1995 and prior to January 1, 2018, were required to participate in the Defined Contribution Retirement System (DCRS) Plan. Hence, the DB Plan became a closed group.

Members of the DB Plan who retired prior to October 1, 1995, or their survivors, are eligible to receive annual supplemental annuity payments. In addition, retirees under the DB and DCRS Plans who retired prior to September 30, 2018 are eligible to receive an annual ad hoc cost of living allowance (COLA).

A single actuarial valuation is performed annually covering all plan members and the same contribution rate applies to each employer. GGRF issues a publicly available financial report that includes financial statements and required supplementary information for the DB Plan. That report may be obtained by writing to the Government of Guam Retirement Fund, 424 A Route 8, Maite, Guam 96910, or by visiting GGRF's website – www.ggrf.com.

Plan Membership: As of September 30, 2018 (the measurement date), plan membership consisted of the following:

DB members:	
Inactive employees or beneficiaries currently receiving benefits	7,273
Inactive employees entitled to but not yet receiving benefits	3,170
Active employees	<u>5,188</u>
	15,631
DCRS members:	
Active employees	<u>5,921</u>
	<u>21,552</u>

Benefits Provided: The DB Plan provides pension benefits to retired employees generally based on age and/or years of credited service and an average of the three highest annual salaries received by a member during years of credited service, or \$6,000, whichever is greater. Members who joined the DB Plan prior to October 1, 1981 may retire with 10 years of service at age 60 (age 55 for uniformed personnel); or with 20 to 24 years of service regardless of age with a reduced benefit if the member is under age 60; or upon completion of 25 years of service at any age. Members who joined the DB Plan on or after October 1, 1981 and prior to August 22, 1984 may retire with 15 years of service at age 60 (age 55 for uniformed personnel); or with 25 to 29 years of service regardless of age with a reduced benefit if the member is under age 60; or upon completion of 30 years of service at any age.

GOVERNMENT OF GUAM

Notes to Financial Statements
September 30, 2019

(11) Pensions, Continued

A. General Information About the Pension Plans, Continued:

Members who joined the DB Plan after August 22, 1984 and prior to October 1, 1995 may retire with 15 years of service at age 65 (age 60 for uniformed personnel); or with 25 to 29 years of service regardless of age with a reduced benefit if the member is under age 65; or upon completion of 30 years of service at any age. Upon termination of employment before attaining at least 25 years of total service, a member is entitled to receive a refund of total contributions including interest. A member who terminates after completing at least 5 years of service has the option of leaving contributions in the GGRF and receiving a service retirement benefit upon attainment of the age of 60 years. In the event of disability during employment, members under the age of 65 with six or more years of credited service who are not entitled to receive disability payments from the United States Government are eligible to receive sixty six and two-thirds percent of the average of their three highest annual salaries received during years of credited service. The DB Plan also provides death benefits.

Supplemental annuity benefit payments are provided to DB retirees in the amount of \$4,238 per year, but not to exceed \$40,000 per year when combined with their regular annual retirement annuity. Annual COLA payments are provided to DB and DCRS retirees in a lump sum amount of \$2,000. Both supplemental annuity benefit payments and COLA payments are made at the discretion of the Guam Legislature, but are funded on a "pay-as-you-go" basis so there is no plan trust. It is anticipated that ad hoc COLA and supplemental annuity payments will continue to be made for future years at the same level currently being paid.

On September 20, 2016, the Guam Legislature enacted Public Law 33-186, which created two new government retirement plans; the DB 1.75 Plan and the Guam Retirement Security Plan (GRSP). On February 4, 2020, the Guam Legislature terminated the GRSP. Commencing April 1, 2017, eligible employees elected, during the "election window", to participate in the DB 1.75 Plan with an effective date of January 1, 2018.

The DB 1.75 Plan is open for participation by certain existing employees, new employees, and reemployed employees who would otherwise participate in the DC Plan and who make election on a voluntary basis to participate in the DB 1.75 Plan by December 31, 2017. Employee contributions are made by mandatory pre-tax payroll deduction at the rate of 9.5% of the employee's base salary while employer contributions are actuarially determined. Members of the DB 1.75 Plan automatically participate in the GovGuam deferred compensation plan, pursuant to which employees are required to contribute 1% of base salary as a pre-tax mandatory contribution. Benefits are fully vested upon attaining 5 years of credited service.

Members of the DB 1.75 Plan may retire at age 62 with 5 years of credited service, or at age 60 with 5 years of credited service without survivor benefits, or at age 55 with 25 years of credited service but the retirement annuity shall be reduced ½ of 1% for each month that the age of the member is less than 62 years (6% per year). Credited service is earned for each year of actual employment by the member as an employee. Upon retirement, a retired member is entitled to a basic retirement annuity equal to an annual payment of 1.75% of average annual salary multiplied by years of credited service. Average annual salary means the average of annual base salary for the three years of service that produce the highest average.

GOVERNMENT OF GUAM

Notes to Financial Statements
September 30, 2019

(11) Pensions, Continued

A. General Information About the Pension Plans, Continued:

Contributions and Funding Policy: Contribution requirements of participating employers and active members to the DB Plan are determined in accordance with Guam law. Employer contributions are actuarially determined under the One-Year Lag Methodology. Under this methodology, the actuarial valuation date is used for calculating the employer contributions for the second following fiscal year. For example the September 30, 2017 actuarial valuation was used for determining the year ended September 30, 2019 statutory contributions. Member contributions are required at 9.52% of base pay.

As a result of actuarial valuations performed as of September 30, 2017, 2016 and 2015, contribution rates required to fully fund the Retirement Fund liability, as required by Guam law, for the years ended September 30, 2019, 2018 and 2017, respectively, have been determined as follows:

	<u>2019</u>	<u>2018</u>	<u>2017</u>
Normal costs (% of DB Plan payroll)	13.54%	15.97%	16.27%
Employee contributions (DB Plan employees)	<u>9.52%</u>	<u>9.55%</u>	<u>9.55%</u>
Employer portion of normal costs (% of DB Plan payroll)	<u>4.02%</u>	<u>6.42%</u>	<u>6.72%</u>
Employer portion of normal costs (% of total payroll)	2.29%	1.60%	1.87%
Unfunded liability cost (% of total payroll)	<u>21.29%</u>	<u>22.12%</u>	<u>21.60%</u>
Government contribution as a % of total payroll	<u>23.58%</u>	<u>23.72%</u>	<u>23.47%</u>
Statutory contribution rates as a % of DB Plan payroll:			
Employer	<u>26.56%</u>	<u>27.83%</u>	<u>27.41%</u>
Employee	<u>9.52%</u>	<u>9.55%</u>	<u>9.55%</u>

GovGuam's contributions to the DB Plan for the years ended September 30, 2019, 2018 and 2017 were \$47,744,607, \$44,467,536 and \$24,416,430, respectively, which were equal to the statutorily required contributions for the respective years then ended.

GovGuam's contributions to the supplemental annuity benefit payments and the COLA payments for the years ended September 30, 2019, 2018 and 2017 were \$17,918,474, \$18,094,182 and \$18,033,330, respectively, which were equal to the statutorily required contributions for the respective years then ended.

Members of the DCRS plan, who have completed five years of government service, have a vested balance of 100% of both member and employer contributions plus any earnings thereon.

Contributions into the DCRS plan by members are based on an automatic deduction of 5% of the member's regular base pay, which increased to 6.2% effective January 1, 2018. The contribution is periodically deposited into an individual annuity account within the DCRS. Employees are afforded the opportunity to select from different annuity accounts available under the DCRS.

GOVERNMENT OF GUAM

Notes to Financial Statements
September 30, 2019

(11) Pensions, Continued

A. General Information About the Pension Plans, Continued:

Statutory employer contributions for the DCRS plan for the year ended September 30, 2019 are determined using the same rates as the DB Plan. Of the amount contributed by the employer, only 5% of the member's regular pay is deposited into the DCRS, which increased to 6.2% effective January 1, 2018. The remaining amount is contributed towards the unfunded liability of the defined benefit plan.

GovGuam's contributions to the DCRS Plan for the years ended September 30, 2019, 2018 and 2017 were \$42,369,530, \$48,699,660 and \$67,736,957, respectively, which were equal to the required contributions for the respective years then ended. Of these amounts, \$32,460,433, \$38,672,664 and \$55,387,310 were contributed toward the unfunded liability of the DB Plan for the years ended September 30, 2019, 2018 and 2017, respectively.

B. Pension Liabilities, Pension Expense, and Deferred Outflows of Resources and Deferred Inflows of Resources Related to Pensions:

Pension Liability: At September 30, 2019, the GovGuam reporting entity reported a net pension liability for its proportionate share of the net pension liabilities measured as of September 30, 2018, which is comprised of the following:

	Primary Government	Fiduciary Funds	Component Units	Total
Defined Benefit Plan	\$ 774,529,797	\$ 4,465,855	\$ 400,196,898	\$ 1,179,192,550
Ad Hoc COLA/supplemental annuity Plan for DB Retirees	205,815,914	941,190	83,118,564	289,875,668
Ad Hoc COLA Plan for DCRS Retirees	<u>33,228,464</u>	<u>263,300</u>	<u>15,850,660</u>	<u>49,342,424</u>
	<u>\$ 1,013,574,175</u>	<u>\$ 5,670,345</u>	<u>\$ 499,166,122</u>	<u>\$ 1,518,410,642</u>

The following presents GovGuam and its component units change in proportion since the prior measurement date of September 30, 2017 to the current measurement date of September 30, 2018:

	<u>Defined Benefit Plan</u>		<u>Ad Hoc COLA/ Supplemental Annuity Plan For DB Retirees</u>		<u>Ad Hoc COLA Plan For DCRS Retirees</u>	
	<u>Primary Government</u>	<u>Component Units</u>	<u>Primary Government</u>	<u>Component Units</u>	<u>Primary Government</u>	<u>Component Units</u>
Proportion at September 30, 2017	<u>66.37%</u>	<u>33.63%</u>	<u>71.23%</u>	<u>28.77%</u>	<u>66.82%</u>	<u>33.18%</u>
Proportion at September 30, 2018	<u>65.68%</u>	<u>34.32%</u>	<u>71.01%</u>	<u>28.99%</u>	<u>67.34%</u>	<u>32.66%</u>
Increase/(decrease)	<u>-0.69%</u>	<u>0.69%</u>	<u>-0.22%</u>	<u>0.22%</u>	<u>0.52%</u>	<u>-0.52%</u>

GOVERNMENT OF GUAM

Notes to Financial Statements
September 30, 2019

(11) Pensions, Continued

B. Pension Liabilities, Pension Expense, and Deferred Outflows of Resources and Deferred Inflows of Resources Related to Pensions, Continued:

Pension Expense (Benefit): For the year ended September 30, 2019, the GovGuam reporting entity recognized pension expense (benefit) for its proportionate share of plan pension expense from the above pension plans as follows:

	<u>Primary Government</u>	<u>Fiduciary Funds</u>	<u>Component Units</u>	<u>Total</u>
Defined Benefit Plan	\$ 84,830,209	\$ 690,350	\$ 49,572,809	\$ 135,093,368
Ad Hoc COLA/supplemental annuity Plan for DB Retirees	21,455,965	111,586	8,797,023	30,364,574
Ad Hoc COLA Plan for DCRS Retirees	<u>(8,438,802)</u>	<u>(75,058)</u>	<u>(4,138,615)</u>	<u>(12,652,475)</u>
	<u>\$ 97,947,372</u>	<u>\$ 626,878</u>	<u>\$ 54,231,217</u>	<u>\$ 152,805,467</u>

Deferred Outflows and Inflows of Resources: At September 30, 2019, the primary government reported total deferred outflows of resources and deferred inflows of resources related to pensions from the following sources:

	<u>Defined Benefit Plan</u>		<u>Ad Hoc COLA/ Supplemental Annuity Plan for DB Retirees</u>		<u>Ad Hoc COLA Plan For DCRS Retirees</u>	
	<u>Deferred Outflows of Resources</u>	<u>Deferred Inflows of Resources</u>	<u>Deferred Outflows of Resources</u>	<u>Deferred Inflows of Resources</u>	<u>Deferred Outflows of Resources</u>	<u>Deferred Inflows of Resources</u>
Difference between expected and actual experience	\$ 2,185,856	\$ -	\$ 3,045,067	\$ -	\$ 4,774,078	\$ 303,655
Net difference between projected and actual earnings on pension plan investments	-	13,884,879	-	-	-	-
Changes of assumptions	-	-	-	6,831,183	3,959,494	4,434,977
Contributions subsequent to the measurement date	79,637,068	-	15,746,996	-	1,418,000	-
Changes in proportion and difference between GovGuam contributions and proportionate share of contributions	<u>391,806</u>	<u>6,045,548</u>	<u>564,576</u>	<u>989,263</u>	<u>2,512,066</u>	<u>1,633,207</u>
	<u>\$ 82,214,730</u>	<u>\$ 19,930,427</u>	<u>\$ 19,356,639</u>	<u>\$ 7,820,446</u>	<u>\$ 12,663,638</u>	<u>\$ 6,371,839</u>

Deferred outflows resulting from contributions subsequent to measurement date will be recognized as reduction of the net pension liability in the following year. Other amounts reported as deferred outflows of resources and deferred inflows of resources related to pensions at September 30, 2019 will be recognized in pension expense as follows:

<u>Year Ending September 30</u>	<u>Defined Benefit Plan</u>	<u>Ad Hoc COLA/ Supplemental Annuity Plan for DB Retirees</u>	<u>Ad Hoc COLA Plan for DCRS Retirees</u>
2020	\$ 3,672,237	\$ (2,005,144)	\$ 330,594
2021	(16,241,108)	(2,005,144)	330,594
2022	(10,132,324)	(200,515)	330,594
2023	5,348,430	-	330,594
2024	-	-	330,594
Thereafter	<u>-</u>	<u>-</u>	<u>3,220,829</u>
	<u>\$ (17,352,765)</u>	<u>\$ (4,210,803)</u>	<u>\$ 4,873,799</u>

GOVERNMENT OF GUAM

Notes to Financial Statements
September 30, 2019

(11) Pensions, Continued

B. Pension Liabilities, Pension Expense, and Deferred Outflows of Resources and Deferred Inflows of Resources Related to Pensions, Continued:

At September 30, 2019, GovGuam’s component units reported total deferred outflows of resources and deferred inflows of resources related to pensions from the following sources:

	Defined Benefit Plan		Ad Hoc COLA/ Supplemental Annuity Plan for DB Retirees		Ad Hoc COLA Plan For DCRS Retirees	
	Deferred Outflows of <u>Resources</u>	Deferred Inflows of <u>Resources</u>	Deferred Outflows of <u>Resources</u>	Deferred Inflows of <u>Resources</u>	Deferred Outflows of <u>Resources</u>	Deferred Inflows of <u>Resources</u>
Difference between expected and actual experience	\$ 1,129,422	\$ 2,056,453	\$ 1,229,745	\$ -	\$ 2,277,336	\$ 144,851
Net difference between projected and actual earnings on pension plan investments	-	5,117,817	-	-	-	-
Changes of assumptions	-	-	-	2,758,765	1,887,804	2,115,574
Contributions subsequent to the measurement date	43,787,082	-	6,817,657	-	640,000	-
Changes in proportion and difference between contributions and proportionate share of contributions	<u>8,097,189</u>	<u>2,418,528</u>	<u>503,475</u>	<u>89,543</u>	<u>1,123,519</u>	<u>1,909,944</u>
	<u>\$ 53,013,693</u>	<u>\$ 9,592,798</u>	<u>\$ 8,550,877</u>	<u>\$ 2,848,308</u>	<u>\$ 5,928,659</u>	<u>\$ 4,170,369</u>

Actuarial Assumptions: Actuarially determined contribution rates for the DB Plan are calculated as of September 30, two years prior to the end of the fiscal year in which contributions are reported. The methods and assumptions used to determine contribution rates are as follows:

Valuation Date:	September 30, 2017
Actuarial Cost Method:	Entry age normal
Amortization Method:	Level percentage of payroll, closed
Remaining Amortization Period:	May 1, 2033 (15.58 years remaining as of September 30, 2017)
Asset Valuation Method:	3-year smoothed market value (effective September 30, 2009)
Inflation:	2.75% per year
Total payroll growth:	2.75% per year
Salary Increases:	4% to 7.50%
Retirement age:	50% probability of retirement upon first eligibility for unreduced retirement. Thereafter, the probability of retirement is 20% for each year until age 75, and increases to 100% at age 75.

GOVERNMENT OF GUAM

Notes to Financial Statements
September 30, 2019

(11) Pensions, Continued

B. Pension Liabilities, Pension Expense, and Deferred Outflows of Resources and Deferred Inflows of Resources Related to Pensions, Continued:

Mortality: RP-2000 healthy mortality table (males +3, females +2). Mortality for disabled lives is the RP 2000 disability mortality (males +6, females +4). Both tables are projected generationally from 2016 using 30% of Scale BB.

The actuarial assumptions used in the September 30, 2017 valuation were based on the results of an actuarial experience study for the period October 1, 2011 to September 30, 2015.

The investment rate assumption as of September 30, 2017 was 7%. The long-term expected rate of return on pension plan investments was determined using a building-block method in which best-estimate ranges of expected future real rates of return (expected returns, net of pension plan investment expense and the assumed rate of inflation) are developed for each major asset class. These ranges are combined to produce the long-term expected rate of return by weighting the expected future real rates of return by the target asset allocation percentage and by adding expected inflation. The target allocation and best estimates of the expected nominal return for each major asset class are summarized in the following table:

<u>Asset Class</u>	<u>Target Allocation</u>	<u>Nominal Return</u>
U.S. Equities (large cap)	29.0%	7.47%
U.S. Equities (small cap)	7.0%	8.73%
Non-U.S. Equities	16.5%	9.27%
Non-U.S. Equities (emerging markets)	2.0%	11.09%
U.S. Fixed Income (aggregate)	21.5%	4.67%
Risk parity	8.0%	6.50%
High yield bonds	8.0%	6.59%
Global Real Estate (REITs)	5.0%	8.60%
Master Limited Partnerships	3.0%	6.56%

Changes in Actuarial Assumptions: The following changes in actuarial assumptions occurred from the September 30, 2016 valuation to the September 30, 2017 valuation:

Remaining Amortization Period: The unfunded liability was being amortized over a closed period ending on May 1, 2031. This was extended by 2 years to May 1, 2033 by Public Law 33-186.

Discount Rate: The discount rate used to measure the total pension liability for the DB Plan as of September 30, 2018 was 7% (7% as of September 30, 2017), which is equal to the expected investment rate of return. The expected investment rate of return applies to benefit payments that are funded by plan assets (including future contributions), which includes all plan benefits except supplemental annuity payments to DB retirees and ad hoc COLA to both DB and DCRS retirees. The discount rate used to measure the total pension liability for the supplemental annuity and ad hoc COLA payments as of September 30, 2018 was 4.18% (3.64% as of September 30, 2017), which is equal to the rate of return of a high quality bond index.

GOVERNMENT OF GUAM

Notes to Financial Statements
September 30, 2019

(11) Pensions, Continued

B. Pension Liabilities, Pension Expense, and Deferred Outflows of Resources and Deferred Inflows of Resources Related to Pensions, Continued:

Discount Rate Sensitivity Analysis: The following presents the sensitivity of the net pension liability to changes in the discount rate. The sensitivity analysis shows the impact to GovGuam's proportionate share of the net pension liability if it were calculated using a discount rate that is 1-percentage-point lower or 1-percentage-point higher than the current discount rate:

Defined Benefit Plan:

	1% Decrease in Discount Rate <u>6.0%</u>	Current Discount Rate <u>7.0%</u>	1% Increase in Discount Rate <u>8.0%</u>
Primary government	\$ 987,609,937	\$ 774,529,797	\$ 591,625,079
Fiduciary funds	5,694,452	4,465,855	3,411,246
Component units	<u>510,294,681</u>	<u>400,196,898</u>	<u>305,690,658</u>
	<u>\$ 1,503,599,070</u>	<u>\$ 1,179,192,550</u>	<u>\$ 900,726,983</u>

Ad Hoc COLA/Supplemental Annuity Plan for DB Retirees:

	1% Decrease in Discount Rate <u>3.18%</u>	Current Discount Rate <u>4.18%</u>	1% Increase in Discount Rate <u>5.18%</u>
Primary government	\$ 225,155,264	\$ 205,815,914	\$ 189,100,992
Fiduciary funds	1,029,631	941,190	864,756
Component units	<u>90,928,749</u>	<u>83,118,564</u>	<u>76,368,264</u>
	<u>\$ 317,113,644</u>	<u>\$ 289,875,668</u>	<u>\$ 266,334,012</u>

Ad Hoc COLA Plan for DCRS Retirees:

	1% Decrease in Discount Rate <u>3.18%</u>	Current Discount Rate <u>4.18%</u>	1% Increase in Discount Rate <u>5.18%</u>
Primary government	\$ 37,381,223	\$ 33,228,464	\$ 29,681,509
Fiduciary funds	296,206	263,300	235,194
Component units	<u>17,831,614</u>	<u>15,850,660</u>	<u>14,158,691</u>
	<u>\$ 55,509,043</u>	<u>\$ 49,342,424</u>	<u>\$ 44,075,394</u>

GOVERNMENT OF GUAM

Notes to Financial Statements
September 30, 2019

(12) Other Post-Employment Benefits (OPEB)

GovGuam’s Department of Administration is responsible for administering the GovGuam Group Health Insurance Program, which provides medical, dental, and life insurance benefits to retirees, spouses, children and survivors. Active employees and retirees who waive medical and dental coverage are considered eligible for the life insurance benefit only. The program covers retirees and is considered an OPEB plan.

A. General Information About the OPEB Plan:

Plan Description: The OPEB plan is a single-employer defined benefit plan that provides healthcare benefits to eligible employees and retirees who are members of the GovGuam Retirement Fund. No assets are accumulated in a trust that meets the criteria in paragraph 4 of GASB Statement No. 75. The Governor’s recommended budget and the annual General Appropriations Act enacted by the Guam Legislature provide for a premium level necessary for funding the program each year on a “pay-as-you-go” basis. Because the OPEB Plan consists solely of GovGuam’s firm commitment to provide OPEB through the payment of premiums to insurance companies on behalf of its eligible retirees, no stand-alone financial report is either available or generated.

Plan Membership: As of September 30, 2018, the date of the most recent valuation (the actuarial valuation date), plan membership consisted of the following:

Inactive plan members or beneficiaries currently receiving benefits	7,930
Active plan members	<u>10,136</u>
	<u>18,066</u>

Benefits Provided: GovGuam provides postemployment medical, dental and life insurance benefits to GovGuam retirees, spouses, children and survivors, which are the same benefits as provided to active employees. Active employees and retirees who waive medical and dental coverage are considered eligible for the life insurance benefit only. GovGuam contributes a portion of the medical and dental premiums, based on a schedule of semi-monthly rates, and reimburses certain Medicare premiums to eligible retirees. Retirees are also required to pay a portion of the medical and dental insurance premiums. Three types of health plans are offered to eligible participants:

- Standard islandwide Preferred Provider Organization (PPO) Plan
- High Deductible (Health Savings Account - HSA) PPO Plan
- Retiree Supplement Plan (RSP)

The PPO and HSA Plans apply to both active employees and retirees and work with set deductible amounts whereas the RSP Plan is an added option for retirees only.

Contributions: No employer contributions are assumed to be made since an OPEB trust has not been established. Instead, the OPEB plan is financed on a substantially “pay-as-you-go” basis whereby contributions to the plan are generally made at about the same time and in about the same amount as benefit payments and expenses becoming due.

GOVERNMENT OF GUAM

Notes to Financial Statements
September 30, 2019

(12) Other Post-Employment Benefits (OPEB), Continued

B. Total OPEB Liability:

As of September 30, 2019, the GovGuam reporting entity reported a total OPEB liability of \$1,874,970,335 of which GovGuam (the primary government) and its component units reported \$1,275,051,027 and \$599,919,308, respectively, for their proportionate share of the total OPEB liability measured as of September 30, 2018. The following presents GovGuam and its component units' change in proportion since the prior measurement date:

	<u>Primary Government</u>	<u>Component Units</u>
Proportion at prior measurement date, September 30, 2017	<u>68.47%</u>	<u>31.53%</u>
Proportion at measurement date, September 30, 2018	<u>68.01%</u>	<u>31.99%</u>
Increase/(decrease) in proportion	<u>-0.46%</u>	<u>0.46%</u>

The total OPEB liability for the OPEB Plan was determined by an actuarial valuation as of September 30, 2018 (the measurement date) using the following actuarial assumptions, applied to all periods included in the measurement:

Inflation:	2.75%.
Amortization method:	Level dollar amount over 30 years on an open amortization period for pay-as-you-go funding.
Salary increases:	7.5% per year for the first 5 years of service, 6% for 5-10 years, 5% for 11-15 years and 4% for service over 15 years. Previously, 7.5% per year for the first 5 years of service, 6% for 5-10 years, 5% for 11-15 years and 4.5% for service over 15 years.
Healthcare cost trend rates:	For 2018, Non-Medicare 13.5%; Medicare -25%; and Part B 5.33%. For the second year, 6.75% then reducing 0.25% annually to an ultimate rate of 4.25% for 2029 and later years. Previously, 8% for 2016, decreasing 0.25% per year to an ultimate rate of 4.5% for 2030 and later years. Health care trend assumptions begin at current levels and grade down over a period of years to a lower level equal to some real rate plus inflation. The principal components of health trend are medical inflation, deductible erosion, cost shifting, utilization, technology and catastrophic claims. The overall effect of these components are expected to decline year by year.
Dental trend rates:	3.8% in year one, 3.75% per year thereafter, based on a blend of historical retiree premium rate increases as well as observed U.S. national trends. Previously, 4% per year.

GOVERNMENT OF GUAM

Notes to Financial Statements
September 30, 2019

(12) Other Post-Employment Benefits (OPEB), Continued

B. Total OPEB Liability, Continued:

Participation rates:	Medical - 100% of eligible retired employees will elect to participate. Dental - 100% of eligible retirees will elect to participate. Life - 100% of eligible retirees will elect to participate. Current retirees will continue in the GovGuam plan as provided in the data, and upon attainment of age 65, will remain in that plan or enroll in a Retiree Supplemental Plan per Medicare Enrollment assumption below.
Medicare enrollment:	15% of current and future retirees are assumed to enroll in Medicare and will enroll in a Retiree Supplemental Plan upon attainment of age 65. All employees retired prior to September 30, 2008 are assumed ineligible for Medicare upon attainment of age 65 and therefore will not enroll in a Medicare Supplemental Plan.
Dependent status:	Male spouses are assumed to be three years older and female spouses are assumed to be three years younger than the retired employee. Medical - 100% of spouses of active employees covered under a GovGuam medical plan will elect to participate at the active employee's retirement. Dental - 100% of spouses of active employees covered under a GovGuam dental plan will elect to participate at the active employee's retirement. Life - 100% of spouses of active employees will elect to participate at the active employee's retirement. For current retired employees, the actual census information is used. Previously, 60% of employees are assumed to retire with a covered spouse.
Actuarial cost method:	Entry Age Normal. The costs of each employee's post-employment benefits are allocated as a level basis over the earnings of the employee between the employee's date of hire and the assumed exit ages.
Healthy Retiree mortality rate:	RP-2000 Combined Healthy Mortality Table, set forward 3 years and 2 years for males and females, respectively, projected generationally using 30% of Scale BB. Previously, set forward 4 years and 1 year for males and females, respectively.
Disabled Retiree mortality rate:	RP-2000 Disabled Mortality Table, set forward 6 years and 4 years for males and females, respectively, projected generationally using 30% of Scale BB.
Withdrawal rate:	15% for less than 1 year of service, decreasing 1% for each additional year of service up to 10 years, further decreasing 0.5% for each additional year of service up to 15 years, and 2% for service over 15 years.

GOVERNMENT OF GUAM

Notes to Financial Statements
September 30, 2019

(12) Other Post-Employment Benefits (OPEB), Continued

B. Total OPEB Liability, Continued:

Disability rate: 1974-78 SOA LTD Non-Jumbo, with rates reduced by 50% for males and 75% for females as follows: 0.05% for males aged 20-39 years (0.03% for females); 0.10% - 0.18% for males aged 40-49 years (0.05% - 0.09% for females); 0.32% - 0.53% for males aged 50-59 years (0.16% - 0.27% for females); and 0.76% for males aged 60-64 years (0.38% for females). Previously, 1974-78 SOA LTD Non-Jumbo, with rates reduced by 50% for males and females.

Retirement rate: 50% of employees are assumed to retire at first eligibility for unreduced benefits under the GovGuam Retirement Fund, 20% per year thereafter until age 75, and 100% at age 75. Previously, 40% of employees are assumed to retire at earliest eligibility for unreduced benefits under the GovGuam Retirement Fund, 15% per year thereafter until age 65, 20% per year thereafter until age 70 and 100% at age 70.

OPEB plan fiduciary net position: As of September 30, 2019, an OPEB trust has not been established thus the OPEB Plan does not presently report OPEB plan fiduciary net position.

Discount rate: The discount rate used to measure the total OPEB liability was 4.18% as of September 30, 2018 (3.63% as of September 30, 2017). The projection of cash flows used to determine the discount rate assumed that contributions from GovGuam will be made in accordance with the plan's funding policy. Based on those assumptions, the OPEB plan's fiduciary net position was projected to be insufficient to make all projected benefit payments of current plan members. Therefore, the 4.18% municipal bond rate as of September 30, 2018 was applied to all periods of projected benefit payments to determine the total OPEB liability.

C. Changes in the Total OPEB Liability:

Changes in the total OPEB liability are as follows:

	Primary Government	Fiduciary Funds	Component Units	Total
At October 1, 2018	\$1,669,874,024	\$ 11,237,415	\$ 757,769,539	\$2,438,880,978
Changes for the year:				
Service cost	59,329,065	271,930	28,934,821	88,535,816
Interest	62,201,095	414,948	28,311,098	90,927,141
Change in proportionate share Differences between expected and actual experience	(10,873,127)	(170,142)	11,043,269	-
Change of assumptions	(355,223,202)	(2,358,661)	(164,776,029)	(522,357,892)
Benefit payments	(118,908,162)	(772,685)	(56,261,108)	(175,941,955)
	<u>(31,348,666)</u>	<u>(156,544)</u>	<u>(13,568,543)</u>	<u>(45,073,753)</u>
Net change	<u>(394,822,997)</u>	<u>(2,771,154)</u>	<u>(166,316,492)</u>	<u>(563,910,643)</u>
At September 30, 2019	\$1,275,051,027	\$ 8,466,261	\$ 591,453,047	\$1,874,970,335

GOVERNMENT OF GUAM

Notes to Financial Statements
September 30, 2019

(12) Other Post-Employment Benefits (OPEB), Continued

C. Changes in the Total OPEB Liability, Continued:

Sensitivity of the total OPEB liability to changes in the discount rate: The following presents the sensitivity of the total OPEB liability to changes in the discount rate. The sensitivity analysis shows the impact to GovGuam's proportionate share of the total OPEB liability if it were calculated using a discount rate that is 1-percentage-point lower or 1-percentage-point higher than the current discount rate:

	1% Decrease in Discount Rate <u>3.18%</u>	Current Discount Rate <u>4.18%</u>	1% Increase in Discount Rate <u>5.18%</u>
Primary government	\$ 1,503,693,968	\$ 1,275,051,027	\$ 1,091,386,024
Fiduciary funds	9,984,436	8,466,261	7,246,737
Component units	<u>697,512,777</u>	<u>591,453,047</u>	<u>506,257,064</u>
Total	<u>\$ 2,211,191,181</u>	<u>\$ 1,874,970,335</u>	<u>\$ 1,604,889,825</u>

Sensitivity of the total OPEB liability to changes in the healthcare cost trend rates: The following presents the sensitivity of the total OPEB liability to changes in the healthcare cost trend rate. The sensitivity analysis shows the impact to GovGuam's proportionate share of the total OPEB liability if it were calculated using a healthcare cost trend rate that is 1-percentage-point lower or 1-percentage-point higher than the current healthcare cost trend rate:

	1% Decrease	Healthcare Cost Trend Rates	1% Increase
Primary government	\$ 1,063,260,674	\$ 1,275,051,027	\$ 1,549,203,437
Fiduciary funds	7,059,986	8,466,261	10,286,616
Component units	<u>493,210,664</u>	<u>591,453,047</u>	<u>718,623,077</u>
Total	<u>\$ 1,563,531,324</u>	<u>\$ 1,874,970,335</u>	<u>\$ 2,278,113,130</u>

D. OPEB Expense and Deferred Outflows of Resources and Deferred Inflows of Resources Related to OPEB:

For the year ended September 30, 2019, the GovGuam reporting entity reported total OPEB expense of \$65,394,675 of which GovGuam (the primary government), its fiduciary funds and its component units reported \$43,399,957, \$184,814 and \$21,809,904, respectively, for its proportionate share the total OPEB expense measured for the year ended September 30, 2018.

GOVERNMENT OF GUAM

Notes to Financial Statements
September 30, 2019

(12) Other Post-Employment Benefits (OPEB), Continued

D. OPEB Expense and Deferred Outflows of Resources and Deferred Inflows of Resources Related to OPEB, Continued:

At September 30, 2019, GovGuam reported deferred outflows of resources and deferred inflows of resources related to OPEB for the primary government, its fiduciary funds and its component units from the following sources:

	<u>Primary Government</u>		<u>Fiduciary Funds</u>		<u>Component Units</u>	
	<u>Deferred Outflows of Resources</u>	<u>Deferred Inflows of Resources</u>	<u>Deferred Outflows of Resources</u>	<u>Deferred Inflows of Resources</u>	<u>Deferred Outflows of Resources</u>	<u>Deferred Inflows of Resources</u>
Difference between expected and actual experience	\$ -	\$ 291,448,839	\$ -	\$ 1,935,203	\$ -	\$ 135,193,260
Changes of assumptions	92,346,907	211,612,828	613,178	1,405,096	42,836,607	98,160,033
Contributions subsequent to the measurement date	31,431,272	-	222,904	-	15,357,134	-
Changes in proportion and difference between employer contributions and proportionate share of contributions	<u>19,380,936</u>	<u>24,763,507</u>	<u>-</u>	<u>455,586</u>	<u>27,937,329</u>	<u>22,099,171</u>
	<u>\$ 143,159,115</u>	<u>\$ 527,825,174</u>	<u>\$ 836,082</u>	<u>\$ 3,795,885</u>	<u>\$ 86,131,070</u>	<u>\$ 255,452,464</u>

Deferred outflows resulting from contributions subsequent to measurement date will be recognized as reduction of the total OPEB liability in the following year. Other amounts reported as deferred outflows of resources and deferred inflows of resources related to OPEB at September 30, 2019 will be recognized in OPEB expense as follows:

<u>Year Ending September 30</u>	<u>Primary Government</u>	<u>Fiduciary Funds</u>	<u>Component Units</u>
2020	\$ (83,983,426)	\$ (642,385)	\$ (37,274,777)
2021	(83,983,425)	(642,385)	(37,274,777)
2022	(83,983,426)	(642,385)	(37,274,777)
2023	(114,343,033)	(874,604)	(50,749,431)
2024	<u>(49,804,021)</u>	<u>(380,948)</u>	<u>(22,104,766)</u>
	<u>\$ (416,097,331)</u>	<u>\$ (3,182,707)</u>	<u>\$ (184,678,528)</u>

(13) Commitments and Contingencies

A. Federal Grants

GovGuam has received federal grants for specific purposes that are subject to review and audit by the grantor agencies. If questioned costs are ultimately disallowed, the General Fund would be liable for the return of such funds. However, no liability, which may arise from the ultimate outcome of this matter, has been provided for in the accompanying basic financial statements. Audits of federal program funds are also performed by various federal agencies. If audits result in cost disallowances, GovGuam may be liable. However, management does not believe that resolution of this matter will result in a material liability. Therefore, no liability for any amount, which may ultimately arise from these matters, has been recorded in the accompanying basic financial statements. Fines and penalties may also be imposed by various federal agencies for violations of certain regulations. However, no provision for any amount has been recorded in the accompanying basic financial statements, as it is not possible to reasonably estimate these fines and penalties.

GOVERNMENT OF GUAM

Notes to Financial Statements
September 30, 2019

(13) Commitments and Contingencies, Continued

B. Landfill Closure and Postclosure Costs

In 2004, GovGuam and the U.S. Environmental Protection Agency (EPA) filed a Consent Decree in the U.S. District Court. The consent decree included deadlines for the opening of a new landfill and implementing a plan to permanently close the Ordot Dump. In 2008, the Court issued a Court Order that placed the Solid Waste Division of the Department of Public Works (DPW) in Guam in Receivership. In 2009, the Court issued a Court Order associated with the DPW Solid Waste Division Receivership requiring GovGuam to provide for costs of the new landfill. On June 4, 2009, GovGuam issued \$202,425,000 in Limited Obligation Revenue Bonds for the purpose of financing facilities of the Solid Waste Management System of Guam. On August 31, 2011, the Ordot Dump was finally closed and the Layon landfill opened on September 1, 2011.

State and federal laws and regulations require GovGuam to place a final cover on its landfill sites when it stops accepting waste and to perform certain maintenance and monitoring functions at the site for 30 years after closure. Closure and post closure care costs of \$2,177,713 reported as expenditures in the accompanying financial statements represent actual closure and post closure care costs incurred during the year ended September 30, 2019. The estimated landfill closure and post closure care liability at September 30, 2019 is not included in the accompanying fund financial statements. Instead, GovGuam has reported \$20,341,698 as a landfill closure and post closure care liability at September 30, 2019 within GovGuam's government-wide financial statements based on 100% capacity for the Ordot Dump. This amount represents an EPA estimate of \$22,519,411, inclusive of 35% industry standard cost contingency, less current year closure and post closure costs. In addition, GovGuam has reported an amount of \$6,800,392 for Layon landfill based on the use of 7.1% of the estimated capacity. The Layon landfill consists of up to eleven cells and has an estimated lifespan of 50 years. Currently, GovGuam is utilizing two cells that together have a projected life of 10 years. During the year ended September 30, 2019, GovGuam issued the GOB Series A, 2019 bonds for the purpose of providing proceeds to fund the construction of a new cell. GovGuam will recognize the remaining estimated cost of closure and post closure care of \$96,459,442 as the remaining estimated capacity is filled. These amounts are based on what it would cost to perform all closure and post closure care in 2019. Actual cost may be higher due to inflation, changes in technology, or changes in regulations.

C. War Reparations

In 2016, the U.S. President signed into law the Guam World War II Loyalty Recognition Act, which authorizes the adjudication of claims for eligible individuals who suffered harm during the World War II occupation of Guam by Imperial Japanese military forces. Payment of claims submitted by compensable Guam victims and survivors of compensable Guam decedents are to be paid by the United States from a special claims fund established by the Secretary of the Treasury from Section 30 federal income tax revenues collected by the United States in excess of annual estimates. As the liability for these payments has been assumed by the United States government, funded by these excess collections, no liability for any amount, relating to the settlement of these claims, has been recorded in the accompanying financial statements.

D. Litigation

GovGuam is party to several legal proceedings arising from governmental operations; however, the Attorney General of Guam is unable to assess the likelihood of potential liabilities related to claims outstanding as of September 30, 2019. Hence, it is not possible to predict a reasonable estimation of these claims to be paid through the claims process, as set forth in footnote 13J below and, therefore, no provision for any liability that may result has been made in the accompanying financial statements.

GOVERNMENT OF GUAM

Notes to Financial Statements
September 30, 2019

(13) Commitments and Contingencies, Continued

E. Tax Refunds

In 2012, the U.S. District Court held a hearing regarding GovGuam's administration of the Guam Territorial Income Tax (GTIT) and the lack of timely payment of tax refunds. In 2013, the Court issued a Permanent Injunction requiring GovGuam to pay GTIT refunds no later than six months after the filing of the claim for refund or six months from the due date for filing the claim for refund, whichever is later in time. Fines and penalties may be imposed by the Court for noncompliance with this Permanent Injunction.

F. Borrowing Authority

In 2008, the Guam Legislature enacted Public Law 29-113 authorizing the purchase of certain firefighting equipment in the amount of \$7,850,000. The financing of this equipment purchase is to be funded by entering into a debt agreement or other financing source, with lower cost of funds, for a term not to exceed ten (10) years. In 2008, the Guam Legislature enacted Public Law 29-135 authorizing the design and construction of a Land Resources Public Facility in the amount of \$15,750,000. The financing of this facility is to be funded by entering into a financing arrangement with the U.S. Department of Agriculture or other financing source, with lower cost of funds, for a term not to exceed forty (40) years. As of September 30, 2019, no commitments have been entered into with respect to these authorizations.

G. Municipal School Lease Agreements

GovGuam, on behalf of the Guam Department of Education (GDOE), has entered into capital leases that are, in substance, a purchase. At the date of acquisition, the assets are valued at the present value of the future minimum lease payments. Capital lease assets and obligations are recorded and reported in the governmental activity column of the government-wide financial statements. Interest expense for capital leases is not capitalized. Amortization of assets acquired under capital lease is included with depreciation expense. Details are as follows:

Guam Public School Facilities Project:

Guam Education Financing Foundation, Inc. (GEFF) was incorporated in Guam as a not-for-profit corporation for the purpose of financing the construction of four new schools to be leased to GDOE upon completion. In 2006, GEFF issued \$50,880,000 in 2006 Series A, Certificates of Participation (COPS) and \$14,015,000 in 2006 Series B, COPS to finance the design, construction, insurance and maintenance of four new schools (the "Leased Schools") on Guam, Okkodo High School, Astumbo Middle School, Adacao Elementary School and Liguana Elementary School. The proceeds of the COPS were remitted to a trustee, who then remitted the amounts to a developer as construction progressed. In 2008, GEFF issued \$7,520,000 in 2008 Series A, COPS to finance the off-site infrastructure improvements, equipment and athletic field lighting (the "Leased Facilities") for the use of the Leased Schools. The holders of the COPS are the current owners of the Leased Schools. On May 25, 2005, GovGuam, on behalf of GDOE, entered into a twenty-year lease agreement with GEFF for the use of the four new schools, which commenced in October 2006. In 2016, GEFF issued \$25,665,000 in 2016 Series A, COPS and \$12,905,000 in 2016 Series B, COPS. The proceeds of the COPS were remitted to a trustee, who then used the funds to provide a portion necessary to defease the lien of the Trust indenture dated September 1, 2006 and supplement dated October 1, 2008, by and between the trustee and holders of the COPS. Proceeds were also used to refund and redeem the 2006 Series A, COPS and 2006 Series B, COPS on October 1, 2026 and to refund the 2008 Series A, COPS as they become due. Accordingly, the lease agreement was amended effective August 1, 2016.

GOVERNMENT OF GUAM

Notes to Financial Statements
September 30, 2019

(13) Commitments and Contingencies, Continued

G. Municipal School Lease Agreements, Continued

Guam Public School Facilities Project, Continued:

Annual rental payments for the use of the Leased Schools and Facilities commenced on December 1, 2006 and are funded by a pledge of U.S. Compact Impact grant revenues through December 1, 2022, which are paid to a trustee, who then remits those amounts to the holders of the COPS, with the remaining payments subject to future appropriations by the Guam Legislature. Total payments remaining on the lease agreement are \$40,171,250 payable through December 1, 2026. For the year ended September 30, 2019, lease payments made and total Compact Impact grant revenues received were \$6,601,400. After a period of twenty years and after all lease payments have been made, title to the Leased Schools and Facilities will transfer to GDOE upon the payment of all required rents.

Rental payments made under the lease include a base rent and additional rent. The base rent is equal to the required principal and interest payment due under the COPS. The additional rent of \$1,000,000 per year of the lease is used by GEF for the payment of certain ongoing costs, including maintenance and insurance.

John F. Kennedy High School Project:

CaPFA Capital Corp. 2010A (CaPFA) was incorporated in the State of Florida as a not-for-profit corporation for the purpose of financing the new John F. Kennedy (JFK) High School to be leased to GDOE upon completion. In 2010, CaPFA issued \$65,735,000 in 2010 Series A, COPS to finance the demolition, acquisition, construction, renovation and installation of facilities comprising the new JFK High School (the "new High School"). The proceeds of the COPS were remitted to a trustee, who then remitted the amounts to a developer as construction progressed. The holders of the COPS are the owners of the new High School. On August 1, 2010, GovGuam, on behalf of GDOE, entered into a thirty-year lease agreement with CaPFA for the use of the new High School, which commenced in August 2011.

Annual rental payments for the use of the new High School commenced on December 1, 2010, which are paid to a trustee, who then remits those amounts to the holders of the COPS, and are funded by annual appropriations by the Guam Legislature. After a period of thirty years and after all lease payments have been made, title to the new High School will transfer to GDOE upon the payment of all required rents.

Rental payments made under the lease include a base rent and additional rent. The base rent is equal to the required principal and interest payment due under the COPS. The additional rent of \$1,568,000 per year of the lease is used by CaPFA for the payment of certain ongoing costs, including maintenance and insurance.

Okkodo High School Expansion Project:

Guam Education Financing Foundation II, Inc. (GEFF II) was incorporated in Guam as a not-for-profit corporation for the purpose of financing the expansion of Okkodo High School to be leased to GDOE upon completion. In 2013, GEFF II issued \$21,818,000 in 2013 Series A, COPS and \$1,000,000 in 2013 Series B, COPS to finance the expansion. The proceeds of the COPS were remitted to a trustee, who then remitted the amounts to a developer as construction progressed. The holders of the COPS are the current owners of Okkodo High School. On March 1, 2013, GovGuam, on behalf of GDOE, entered into an eighteen-year lease agreement with GEFF II for the use of the expansion, which commenced in July 2014. In 2016, the 2013 Series B, COPS were refunded through the issuance of the Limited Obligation (Section 30) 2016 Series A, bonds.

GOVERNMENT OF GUAM

Notes to Financial Statements
September 30, 2019

(13) Commitments and Contingencies, Continued

G. Municipal School Lease Agreements, Continued

Okkodo High School Expansion Project, Continued:

Annual rental payments for the use of the expansion commenced on June 1, 2013, which are paid to a trustee, who then remits those amounts to the holders of the COPS, and are funded by annual appropriations by the Guam Legislature. After a period of eighteen years and after all lease payments have been made, title to the expansion will transfer to GDOE upon the payment of all required rents.

Rental payments made under the lease include a base rent and additional rent. The base rent is equal to the required principal and interest payment due under the COPS. The additional rent of \$650,000 per year of the lease is used by GEFF II for the payment of certain ongoing costs, including maintenance and insurance.

Tiyan Lease:

In 2009, GovGuam, on behalf of GDOE, entered into a lease agreement with an option to purchase for certain property located in Tiyan to temporarily house the JFK High School. The facility was vacated by JFK High School in 2011 and subsequently occupied by Untalan Middle School in 2013. The lease, which is renewable annually, had a fixed annual rent of \$4,493,256 for the first five years payable in cash or by transferable tax credits. Rent commenced in August 2009 with a term through June 30, 2024. Other tenants include the Guahan Academy Charter School and the Guam Police Department, representing a small portion of the total Tiyan property under lease.

In 2011, GovGuam entered into an amendment extending the initial term to October 31, 2024 with a four-month rent abatement from October 1, 2011 through January 31, 2012 due to non-occupancy of the property.

In 2013, GovGuam, on behalf of GDOE, exercised the option to purchase the leased Tiyan property. In addition to the purchase price of \$43,500,000 that comprises the Tiyan High School premises, the Guam Legislature enacted Public Law 31-229, authorizing GovGuam, on behalf of GDOE, to purchase additional property and the construction of new buildings and facilities for the Tiyan High School and the GDOE administration in the amount of \$43,648,970. Title to the Tiyan properties under the lease will transfer to GDOE upon the payment of all required rents. Tiyan 3 lot is owned by the Guam International Airport Authority under lease with the lessor and will be up for renewal in December 2041.

In 2014, the Tiyan Lease Purchase Agreement was amended to extend the lease term through December 31, 2041 plus \$7,499,090 of collateral equipment for the buildings to be constructed. Repayment in the form of tax credits only apply for lease amounts due through January 2015 and included the aforementioned collateral equipment. Effective February 2015, rent and additional rent (insurance and maintenance) due are to be paid in the form of cash.

Annual rent includes principal, interest at 10% per annum of outstanding principal balance, insurance and maintenance costs.

GOVERNMENT OF GUAM

Notes to Financial Statements
September 30, 2019

(13) Commitments and Contingencies, Continued

G. Municipal School Lease Agreements, Continued

Future minimum lease obligations to maturity for the municipal school lease agreements are as follows:

<u>Year ending</u> <u>September 30,</u>	<u>Principal</u>	<u>Interest</u>	<u>Total</u>
2020	\$ 7,353,892	\$ 13,048,759	\$ 20,402,651
2021	7,805,437	12,570,227	20,375,664
2022	8,268,000	12,060,050	20,328,050
2023	8,972,783	11,518,345	20,491,128
2024	9,592,828	10,926,680	20,519,508
2025 - 2029	40,648,685	45,048,189	85,696,874
2030 - 2034	33,174,118	31,304,410	64,478,528
2035 - 2039	44,024,370	14,652,348	58,676,718
2040 - 2041	<u>9,055,051</u>	<u>935,768</u>	<u>9,990,819</u>
	<u>\$ 168,895,164</u>	<u>\$ 152,064,776</u>	<u>\$ 320,959,940</u>

Assets acquired through the aforementioned capital leases are as follows:

Assets:

Buildings and leasehold improvements	\$ 239,159,248
Less accumulated depreciation	<u>(41,333,501)</u>
	197,825,747
Land	<u>435,280</u>
	<u>\$ 198,261,027</u>

H. University of Guam (UOG) and Guam Community College (GCC) Buildings

In 2016, GCC signed a facilities lease agreement with the GCC Endowment Foundation, Inc. for the lease of the GCC Gregorio G. Perez Crime Lab Building and Building # 100 for a period of forty-two years up to September 30, 2058. The Foundation subsequently entered into a \$5,000,000 loan from the U.S. Department of Agriculture (USDA) for construction of the facilities. During the year ended September 30, 2019, drawdowns of \$5,000,000 were made against this loan.

In 2016, UOG signed a facilities lease agreement with the UOG Endowment Foundation, Inc. for the lease of the UOG Student Success Center College of Natural and Applied Sciences - Engineering Annex. The Foundation subsequently entered into a \$21,700,000 loan from the USDA for the renovation and expansion of the facilities. As of September 30, 2019, no drawdowns have been made against this loan.

I. Sick Leave

It is the policy of GovGuam to record the cost of sick leave when leave is actually taken and a liability is actually incurred. Generally, sick leave is paid only when an employee is absent due to illness, injury or related-family death. For this reason, no sick leave liability is recorded at September 30, 2019. The estimated accumulated amount of unused sick leave at September 30, 2019, is \$126,818,296, of which an estimated \$17,206,088 has been accrued and may be convertible to pay members of the DCRS upon retirement.

GOVERNMENT OF GUAM

Notes to Financial Statements
September 30, 2019

(13) Commitments and Contingencies, Continued

J. Self-Insurance

GovGuam does not purchase insurance covering potential risks; it is substantially self-insured against claims for negligence and catastrophic losses. In the event that losses arise from such claims or disasters, the General Fund would be required to pay the majority of these losses. An annual appropriation is made to the Government Claims Fund and then valid claims are paid out against the appropriated amount. GovGuam has not experienced material prior year losses as a result of this policy. Virtually all discretely presented component units have some form of commercial insurance to insure against risk of loss such as property, liability and typhoon.

K. Deposits with Treasurer

In accordance with 22 GCA § 15103, insurance companies doing business on Guam are required to make a deposit with the Commissioner of Insurance in the amount of \$50,000. In addition, 22 GCA § 15503 an alien insurer is required to deposit with the Commissioner of Insurance an amount equal to the minimum amount of paid-in-capital of \$100,000. The deposit requirement is met with any good and sufficient bond as set by the Commissioner. Bonds currently take various forms and range from a surety bond to bank certificates of deposit. Deposits are likewise required of foreign banks and foreign exchanges. At September 30, 2019, \$13,317,866 was held by GovGuam in bonds as security against possible claims.

L. Medicare

Prior to October 1998, GovGuam did not withhold or remit funds to the U.S. Social Security System for the health insurance component. GovGuam has since reevaluated this position and has commenced withholding such amount from its employees. If GovGuam is found to be liable for prior year nonpayment an indeterminate liability could result. Therefore, no liability for any amount, which may ultimately arise from this matter, has been recorded in the accompanying financial statements.

M. Cost of Living Adjustment (COLA) Liability

In 1988, Public Law 19-19, as codified in 4 G.C.A. § 8137.1, required GovGuam to pay an annual lump sum COLA to retirees and survivors on the first retirement payday after July 1 of each year. In 1993, a GovGuam retiree filed a class action suit on behalf of 4,877 retirees and survivors, alleging that they were being denied the COLA benefits prescribed by 4 G.C.A. § 8137.1. The "COLA class" consisted of all GovGuam retirees and survivors that were entitled to retirement benefits during COLA years 1990 through 1994 (payout years July 1991 through July 1995). The Petitioner alleged that GovGuam did not implement 4 G.C.A. § 8137.1. The Governor and the GovGuam Retirement Fund subsequently submitted to the Court their respective calculations of the COLA owed under seal. In 2006, the Superior Court of Guam, pursuant to 4 G.C.A. § 8137.1, ordered the GovGuam Retirement Fund to revise its initial August 2006 COLA calculation of \$96 million, which resulted in the award of \$123,580,231 to the COLA class. As of September 30, 2019, the outstanding COLA liability amounted to \$4,531,673. In accordance with Public Law 31-76, the accrual of interest on outstanding awards ceased commencing October 1, 2011.

GOVERNMENT OF GUAM

Notes to Financial Statements
September 30, 2019

(13) Commitments and Contingencies, Continued

N. Chamorro Land Trust Commission (CLTC) Loan Guarantee Fund

GovGuam through the CLTC is authorized to loan or guarantee the repayment of or otherwise underwrite any authorized loan to a Chamorro homeland lessee up to a maximum amount not to exceed the financial ability of the borrower. In the event of default, these loan guarantees may shift the lender's default risk entirely to the CLTC whereby the lender may call upon the CLTC to make partial or full payment of the guaranteed loan. CLTC management is of the opinion that defaulted loans may be reassigned to credit worthy borrowers and that the CLTC has substantial defenses available to it in the event of litigation. As a result, at this time, management does not believe that material exposure exists related to this event. Therefore, no provision for a liability that may arise from this matter has been recorded in the accompanying financial statements.

(14) Discretely Presented Component Unit Disclosures

A. Restricted Assets

Antonio B. Won Pat International Airport Authority (AWPIAA):

The bond indentures for AWPIAA require the establishment of special funds and accounts to be held and administered by AWPIAA's trustees for the accounting of the monies. At September 30, 2019, cash and cash equivalents and investments held by the trustees, in trust for AWPIAA, in these funds and accounts are as follows:

Federal Grants Fund	\$ 7,926,838
Operations and Maintenance Reserve Fund	12,381,319
Operations and Maintenance Fund	12,237,020
General Revenue Fund	9,536,749
Self-Insurance Fund	6,612,148
Capital Improvement Fund	42,537,121
Construction Fund	262,277
Bond Reserve Funds	19,686,112
Debt Service Funds	18,317,616
Renewal and Replacement Fund	<u>1,000,249</u>
	<u>\$ 130,497,449</u>

Guam Community College (GCC):

Pursuant to Public Law 25-187, GCC is the recipient of tobacco settlement bond proceeds issued by the Guam Economic Development Authority. Public Law 25-187 requires the establishment of a separate account to be administered by GCC to be expended exclusively for enhancement of learning resources and technology. At September 30, 2019, restricted cash and cash equivalents held for this purpose amounted to \$357,085.

The Guam Community College Endowment Foundation, Inc., a legally separate tax-exempt foundation of GCC, was established for the primary purpose of providing a vehicle for the contributions of funds to support activities, goals, plans, projects, and programs at GCC that are not funded or not adequately being funded by GovGuam or traditional resources and to provide a public community relations program. At September 30, 2019, restricted investments held for this purpose amounted to \$18,182,113.

GOVERNMENT OF GUAM

Notes to Financial Statements
September 30, 2019

(14) Discretely Presented Component Unit Disclosures, Continued

A. Restricted Assets, Continued

Guam Power Authority (GPA):

The bond indenture agreements for GPA's 2012, 2014 and 2017 series revenue bonds require the establishment of special funds and accounts to be held and administered by GPA's trustees. At September 30, 2019, restricted cash and cash equivalents and investments held by the trustees, in trust for GPA, in these funds and accounts are as follows:

Construction Funds	\$ 29,168,116
Interest and Principal Funds	33,053,886
Working Capital Funds	30,530,982
Bond Reserve Funds	48,599,852
Revenue Funds	3,955,940
Energy Sense Fund	333,528
Surplus Funds	<u>41,422,482</u>
	<u>\$ 187,064,786</u>

Furthermore, GPA maintained restricted cash and cash equivalents based on a PUC rate order. At September 30, 2019, these consisted of \$19,383,963 held for a self-insurance fund.

Guam Waterworks Authority (GWA):

The bond indenture agreements for GWA's 2010, 2013, 2014, 2016 and 2017 series revenue bonds require the establishment of special funds and accounts to be held and administered by GWA's trustees. At September 30, 2019, restricted cash and cash equivalents held by the trustees, in trust for GWA, in these funds and accounts are as follows:

Construction Funds	\$ 109,937,511
Bond Reserve Fund	34,988,359
Debt Service Fund	21,243,274
Operations, Maintenance, Renewal and Replacement Fund	17,423,213
Operations and Maintenance Fund	3,083,482
Revenue Fund	9,024,013
Capital Improvement Fund	<u>1,001,292</u>
	<u>\$ 196,701,144</u>

Furthermore, GWA maintained restricted cash and cash equivalents for specific capital projects related accounts. At September 30, 2019, these consisted of the following:

Customer Deposit Fund	\$ 1,871,553
Legislative Surcharge Fund	309,073
Meter Reserve Fund	836,528
Sewer Hook-up Revolving Fund	67,094
Island Water and Sewer Infrastructure Development Fund	<u>9,274,365</u>
	<u>\$ 12,358,613</u>

GOVERNMENT OF GUAM

Notes to Financial Statements
September 30, 2019

(14) Discretely Presented Component Unit Disclosures, Continued

A. Restricted Assets, Continued

Port Authority of Guam (PAG):

The bond indenture agreements for PAG's 2018 series revenue bonds require the establishment of special funds and accounts to be held and administered by PAG's trustees. At September 30, 2019, restricted cash and cash equivalents held by the trustees, in trust for PAG, in these funds and accounts are as follows:

Construction Fund	\$ 48,944,964
Bond Reserve Fund	5,337,736
Debt Service Fund	784,602
Capitalized Interest Fund	2,696,920
Working Capital Reserve Fund	3,067,940
Operations and Maintenance Fund	5,065,692
Operations and Maintenance Reserve Fund	10,552,976
Renewal and Replacement Reserve Fund	1,180,882
Revenue Fund	4,802,822
Capital Improvement Fund	<u>8,059,065</u>
	<u>\$ 90,493,599</u>

University of Guam (UOG):

At September 30, 2019, UOG maintained restricted cash and cash equivalents and investments for the following purposes:

Enhancement of Learning Resources and Technology	\$ 2,249,781
Guam Cancer Trust Fund	3,178,650
Debt Service and Operations and Maintenance Reserve Funds	1,385,941
Endowment Funds	<u>14,692,237</u>
	<u>\$ 21,506,609</u>

The University of Guam Endowment Foundation, Inc., a legally separate tax-exempt foundation of UOG, was established for the primary purpose of providing a vehicle for the contributions of funds to support activities, goals, plans, projects, and programs at UOG that are not funded or not adequately being funded by GovGuam or traditional resources and to provide a public community relations program. At September 30, 2019, restricted investments held for this purpose amounted to \$13,078,816.

Guam Housing Corporation (GHC):

The bond indenture for GHC requires the establishment of special funds and accounts to be held and administered by GHC's trustees for the accounting of the monies. At September 30, 2019, restricted cash and cash equivalents and investments held for this purpose amounted to \$5,456,461.

Guam Economic Development Authority (GEDA):

The bond indenture for GEDA requires the establishment of special debt service funds and accounts to be held and administered by GEDA's trustees for the accounting of the monies. At September 30, 2019, restricted short-term money market fund investments held for this purpose amounted to \$3,489,547. In addition, restricted short-term money market fund investments of \$1,607,280 are held under Lender Participation Agreements associated the State Small Business Credit Initiative program.

GOVERNMENT OF GUAM

Notes to Financial Statements
September 30, 2019

(14) Discretely Presented Component Unit Disclosures, Continued

A. Restricted Assets, Continued

Guam Visitors Bureau (GVB):

Cash and cash equivalent balances are classified as restricted due to the specific nature and purpose of their existence. At September 30, 2019, cash and cash equivalents held by GVB in these funds and accounts are as follows:

Rainy Day Fund	\$ 1,246,103
Cultural and Sports Ambassadors Fund	<u>324,448</u>
	<u>\$ 1,570,551</u>

B. Deposits and Investments

Antonio B. Won Pat International Airport Authority (AWPIAA):

As of September 30, 2019, the carrying amount of AWPIAA's total cash and cash equivalents was \$3,472,350, of which \$2,607,902 is maintained in banks and, at times, may exceed federal depository insurance limits. The remaining amount of \$864,448 represents short-term investments held and administered by AWPIAA's trustees. Based on negotiated trust and custody agreements, all of these investments were held by AWPIAA's trustees in AWPIAA's name in accordance with various trust agreements and bond indentures. At September 30, 2019, \$250,000 of bank deposits was covered by federal depository insurance, with the remainder being uninsured and uncollateralized.

At September 30, 2019, AWPIAA's investments are held and administered by trustees in accordance with bond indentures for the purpose of funding various capital projects and future debt service requirements. Based on negotiated trust and custody contracts, all of these investments were held in AWPIAA's name by AWPIAA's custodial financial institutions at September 30, 2019.

AWPIAA has the following recurring fair value measurements as of September 30, 2019:

	Total	<u>Fair Value Measurements Using</u>		
		Quoted Prices In Active Markets for Identical Assets (Level 1)	Significant Other Observable Inputs (Level 2)	Significant Unobservable Inputs (Level 3)
Investments by fair value level:				
Fixed income:				
U.S. Treasury obligations	\$ 10,171,882	\$ 10,171,882	\$ -	\$ -
U.S. Government agencies	4,195,586	-	4,195,586	-
Corporate notes	1,338,785	-	1,338,785	-
Exchange Traded Products	<u>6,572,313</u>	<u>6,572,313</u>	-	-
Total investments by fair value level	22,278,566	<u>\$ 16,744,195</u>	<u>\$ 5,534,371</u>	<u>\$ -</u>
Investments measured at the net asset value (NAV):				
Money market funds	89,065,545			
Investments measured at amortized cost:				
Time certificates of deposit	8,739,696			
Interest-earning contracts	<u>9,549,194</u>			
		<u>\$ 129,633,001</u>		

GOVERNMENT OF GUAM

Notes to Financial Statements
September 30, 2019

(14) Discretely Presented Component Unit Disclosures, Continued

B. Deposits and Investments, Continued

Antonio B. Won Pat International Airport Authority (AWPIAA), Continued:

As of September 30, 2019, AWPIAA's investments in debt securities were as follows:

	Investment Maturities (In Years)				Total
	Less Than 1	1 to 5	6 to 10	Greater Than 10	
U.S. treasury obligations	\$ 7,118,456	\$ 3,053,426	\$ -	\$ -	\$ 10,171,882
U.S. government agencies:					
Federal Home Loan Mortgage Corporation	1,953,796	306,916	-	-	2,260,712
Federal National Mortgage Association	1,885,358	49,516	-	-	1,934,874
Corporate notes	<u>375,975</u>	<u>930,602</u>	<u>32,208</u>	<u>-</u>	<u>1,338,785</u>
	<u>\$ 11,333,585</u>	<u>\$ 4,340,460</u>	<u>\$ 32,208</u>	<u>\$ -</u>	<u>\$ 15,706,253</u>

AWPIAA's exposure to credit risk at September 30, 2019, was as follows:

Standard & Poor's/Moody's Credit Rating

Aaa/AAA	\$ 14,375,469
Aa/AA	319,366
A	828,114
Baa/BBB	<u>183,304</u>
	<u>\$ 15,706,253</u>

Guam Community College (GCC):

As of September 30, 2019, the carrying amount of GCC's cash and cash equivalents and time certificates of deposit was \$15,986,352 and the corresponding bank balance was \$16,316,032, which is maintained in financial institutions subject to Federal Deposit Insurance Corporation (FDIC) insurance. As of September 30, 2019, bank deposits in the amount of \$2,837,719 were FDIC insured. GCC does not have a deposit policy for custodial credit risk and does not require collateralization of its cash deposits; therefore, deposit levels in excess of FDIC insurance coverage are uncollateralized. Accordingly, these deposits are exposed to custodial credit risk.

GCC has the following recurring fair value measurements as of September 30, 2019:

	Total	Fair Value Measurements Using		
		Quoted Prices In Active Markets for Identical Assets (Level 1)	Significant Other Observable Inputs (Level 2)	Significant Unobservable Inputs (Level 3)
Investments by fair value level:				
Mutual fund	\$ 2,013,287	<u>\$ 2,013,287</u>	<u>\$ -</u>	<u>\$ -</u>
Investments measured at amortized cost:				
Time certificates of deposit	<u>2,091,806</u>			
	<u>\$ 4,105,093</u>			

GOVERNMENT OF GUAM

Notes to Financial Statements
September 30, 2019

(14) Discretely Presented Component Unit Disclosures, Continued

B. Deposits and Investments, Continued

Guam Community College (GCC), Continued:

Investments held by the Guam Community College Endowment Foundation, Inc., a legally separate tax-exempt foundation of GCC, consist of money market funds, U.S. Treasury and agency obligations, and common stock. The carrying value of investments is as follows:

Restricted for endowments:	
Money market funds	\$ 591,804
Certificates of deposit	5,718,581
U.S. Government notes and bonds	575,965
Fixed income	3,133,169
Exchange-traded funds	10,585
Common stocks	<u>8,152,009</u>
	<u>\$ 18,182,113</u>

Guam Housing and Urban Renewal Authority (GHURA):

As of September 30, 2019, the carrying amount of GHURA's total cash and cash equivalents was \$15,613,356 and the corresponding bank balances were \$15,742,471, which is maintained in financial institutions subject to FDIC insurance or fully collateralized by securities held by a trustee in the name of the financial institution. As of September 30, 2019, bank deposits in the amount of \$250,000 were FDIC insured or collateralized by U.S. securities.

Guam Memorial Hospital Authority (GMHA):

As of September 30, 2019, the carrying amount of GMHA's total cash and cash equivalents was \$4,651,190 and the corresponding bank balances were \$6,790,244, which are maintained in financial institutions subject to FDIC insurance. As of September 30, 2019, bank deposits in the amount of \$250,000 were FDIC insured. GMHA does not have a deposit policy for custodial credit risk and does not require collateralization of its cash deposits; therefore, deposit levels in excess of FDIC insurance coverage are uncollateralized. Accordingly, these deposits are exposed to custodial credit risk.

Guam Power Authority (GPA):

As of September 30, 2019, the carrying amount of GPA's total cash and cash equivalents and time certificates of deposit was \$235,748,960 and the corresponding bank balances were \$235,259,333. Of the bank balance amount, \$92,323,132 is maintained in financial institutions subject to FDIC insurance. The remaining amount of \$142,936,201 represents short-term investments held and administered by GPA's trustees and cash on hand. Based on negotiated trust and custody agreements, all of these investments were held by GPA's trustees in GPA's name in accordance with various trust agreements and bond indentures. As of September 30, 2019, bank deposits in the amount of \$1,027,698 were FDIC insured. GPA does not have a deposit policy for custodial credit risk and does not require collateralization of its cash deposits; therefore, deposit levels in excess of FDIC insurance coverage are uncollateralized. Accordingly, these deposits are exposed to custodial credit risk.

GOVERNMENT OF GUAM

Notes to Financial Statements
September 30, 2019

(14) Discretely Presented Component Unit Disclosures, Continued

B. Deposits and Investments, Continued

Guam Power Authority (GPA), Continued:

At September 30, 2019, GPA's investments are held and administered by trustees in accordance with bond indentures for the purpose of funding various capital projects and future debt service requirements. Based on negotiated trust and custody contracts, all of these investments were held in GPA's name by GPA's custodial financial institutions at September 30, 2019.

GPA has the following recurring fair value measurements as of September 30, 2019:

	Total	Fair Value Measurements Using		
		Quoted Prices In Active Markets for Identical Assets (Level 1)	Significant Other Observable Inputs (Level 2)	Significant Unobservable Inputs (Level 3)
Investments by fair value level:				
Fixed income:				
U.S. Treasury obligations	\$ 4,996,550	\$ 4,995,550	\$ -	\$ -
Mutual funds	<u>4,845,762</u>	<u>4,845,762</u>	-	-
Total investments by fair value level	9,842,312	<u>\$ 9,842,312</u>	<u>\$ -</u>	<u>\$ -</u>
Investments measured at amortized cost:				
Commercial paper	13,742,000			
Guaranteed investment certificate	<u>25,233,865</u>			
	<u>\$ 48,818,177</u>			

As of September 30, 2019, GPA's investments in debt securities were as follows:

	Investment Maturities (In Years)				Total
	Less Than 1	1 to 5	6 to 10	Greater Than 10	
U.S. treasury obligations	\$ 4,996,550	\$ -	\$ -	\$ -	\$ 4,996,550
Guaranteed investment certificate	-	-	-	25,233,865	25,233,865
Mutual funds	4,845,762	-	-	-	4,845,762
Commercial paper	<u>13,742,000</u>	-	-	-	<u>13,742,000</u>
	<u>\$ 23,584,312</u>	<u>\$ -</u>	<u>\$ -</u>	<u>\$ 25,233,865</u>	<u>\$ 48,818,177</u>

GPA's exposure to credit risk at September 30, 2019, was as follows:

Moody's Credit Rating

P-1	\$ 13,742,000
Aa3	25,233,865
Aaa	4,996,550
Not rated	<u>4,845,762</u>
	<u>\$ 48,818,177</u>

GOVERNMENT OF GUAM

Notes to Financial Statements
September 30, 2019

(14) Discretely Presented Component Unit Disclosures, Continued

B. Deposits and Investments, Continued

Guam Waterworks Authority (GWA):

As of September 30, 2019, the carrying amount of GWA's total cash and cash equivalents was \$245,199,939 and the corresponding bank balances were \$246,737,620. Of the bank balance amount, \$12,985,180 is maintained in financial institutions subject to FDIC insurance. The remaining amount of \$233,752,440 represents short-term investments held and administered by GWA's trustees. Based on negotiated trust and custody agreements, all of these investments were held by GWA's trustees in GWA's name in accordance with various trust agreements and bond indentures. As of September 30, 2019, bank deposits in the amount of \$765,158 were FDIC insured. GWA does not have a deposit policy for custodial credit risk and does not require collateralization of its cash deposits; therefore, deposit levels in excess of FDIC insurance coverage are uncollateralized. Accordingly, these deposits are exposed to custodial credit risk.

Port Authority of Guam (PAG):

As of September 30, 2019, the carrying amount of PAG's total cash and cash equivalents was \$113,391,050 and the corresponding bank balance was \$113,601,637. Of the bank balance amount, \$23,235,483 is maintained in financial institutions subject to FDIC insurance. The remaining amount of \$90,366,154 represents short-term investments held and administered by PAG's trustees. Based on negotiated trust and custody agreements, all of these investments were held by PAG's trustees in PAG's name in accordance with various trust agreements and bond indentures. As of September 30, 2019, bank deposits in the amount of \$500,000 were FDIC insured. PAG does not have a deposit policy for custodial credit risk and does not require collateralization of its cash deposits; therefore, deposit levels in excess of FDIC insurance coverage are uncollateralized. Accordingly, these deposits are exposed to custodial credit risk.

University of Guam (UOG):

As of September 30, 2019, the carrying amount of UOG's total cash and cash equivalents and time certificates of deposit was \$22,974,737 and the corresponding bank balance was \$26,665,766. Of the bank balance amount, \$11,588,111 is maintained in financial institutions subject to FDIC insurance, National Credit Union Administration (NCUA) insurance, or collateralized by securities held by a trustee in the name of the financial institution. UOG does not require collateralization of its cash deposits; therefore, deposit levels in excess of FDIC insurance coverage are uncollateralized. Accordingly, these deposits are exposed to custodial credit risk.

GOVERNMENT OF GUAM

Notes to Financial Statements
September 30, 2019

(14) Discretely Presented Component Unit Disclosures, Continued

B. Deposits and Investments, Continued

University of Guam (UOG), Continued:

UOG has the following recurring fair value measurements as of September 30, 2019:

	Total	Fair Value Measurements Using		
		Quoted Prices In Active Markets for Identical Assets (Level 1)	Significant Other Observable Inputs (Level 2)	Significant Unobservable Inputs (Level 3)
Investments by fair value level:				
U.S. Treasury obligations	\$ 1,141,452	\$ -	\$ 1,141,452	\$ -
U.S. Government agencies	1,117,544	73,510	1,044,034	-
Corporate bonds	4,556,819	-	4,556,819	-
Equity securities	14,732,346	14,732,346	-	-
Mutual funds	2,811,830	2,811,830	-	-
Exchange-traded funds	<u>3,750,770</u>	<u>3,750,770</u>	-	-
Total investments by fair value level	28,110,761	<u>\$ 21,368,456</u>	<u>\$ 6,742,305</u>	<u>\$ -</u>
Investments measured at amortized cost:				
Time certificates of deposit	10,537,516			
Money market funds	<u>412,005</u>			
		<u>\$ 39,060,282</u>		

As of September 30, 2019, UOG's investments in debt securities were as follows:

	Investment Maturities (In Years)				Total
	Less Than 1	1 to 5	6 to 10	Greater Than 10	
U.S. treasury notes	\$ -	\$ -	\$ -	\$ 1,141,452	\$ 1,141,452
U.S. government agencies	-	1,052,335	-	65,209	1,117,544
Corporate notes and bonds	<u>66,706</u>	<u>3,416,574</u>	<u>1,073,539</u>	<u>-</u>	<u>4,556,819</u>
	<u>\$ 66,706</u>	<u>\$ 4,468,909</u>	<u>\$ 1,073,539</u>	<u>\$ 1,206,661</u>	<u>\$ 6,815,815</u>

UOG's exposure to credit risk at September 30, 2019, was as follows:

<u>Moody's Rating</u>	<u>Domestic</u>
AAA	\$ 2,185,486
A1 - A3	3,293,074
BA1 - BA3	606,432
B1 - B3	636,038
Not rated	<u>94,785</u>
	<u>\$ 6,815,815</u>

The University of Guam Endowment Foundation, Inc., a legally separate tax-exempt foundation of UOG, consist of money market funds, U.S. Treasury and agency obligations, and common stock. The carrying value of investments held by the Foundation is as follows:

Restricted for endowments:	
Money market funds	\$ 185,669
Mutual funds	3,517,876
U.S. Government notes and bonds	131,216
Domestic equities	2,597,504
Exchange traded funds	<u>6,646,551</u>
	<u>\$ 13,078,816</u>

GOVERNMENT OF GUAM

Notes to Financial Statements
September 30, 2019

(14) Discretely Presented Component Unit Disclosures, Continued

B. Deposits and Investments, Continued

Guam Housing Corporation (GHC):

As of September 30, 2019, the carrying amount of GHC's cash and cash equivalents was \$8,926,092, which is maintained in financial institutions subject to Federal Deposit Insurance Corporation (FDIC) insurance. As of September 30, 2019, bank deposits in the amount of \$2,931,541 were FDIC insured. GHC does not have a deposit policy for custodial credit risk and does not require collateralization of its cash deposits; therefore, deposit levels in excess of FDIC insurance coverage are uncollateralized. Accordingly, these deposits are exposed to custodial credit risk.

GHC has the following recurring fair value measurements as of September 30, 2019:

	Total	<u>Fair Value Measurements Using</u>		
		Quoted Prices In Active Markets for Identical Assets (Level 1)	Significant Other Observable Inputs (Level 2)	Significant Unobservable Inputs (Level 3)
Investments by fair value level:				
U.S. government agencies:	\$ 737,613	\$ _____	\$ 737,613	\$ _____
Investments measured at amortized cost:				
Money market investments	<u>1,130,648</u>			
	<u>\$ 1,868,261</u>			

As of September 30, 2019, GHC's investments in debt securities were as follows:

	Moody's Credit Rating	Less Than 1	<u>Investment Maturities (In Years)</u>			Total
			1 to 5	6 to 10	Greater Than 10	
U.S. government agencies:						
Federal Home Loan Mortgage Corporation	Aaa	\$ _____	\$ _____	\$ _____	\$ 737,613	\$ 737,613

Guam Economic Development Authority (GEDA):

At September 30, 2019, the carrying amount of GEDA's cash and cash equivalents was \$13,658,036 and the corresponding bank balance was \$13,707,478, of which \$10,090,917 is maintained in financial institutions subject to FDIC insurance. The remaining amount of \$3,616,561 represents short-term investments held and administered by GEDA's trustees in accordance with a tobacco settlement agreement. Based on a negotiated trust and custody contract, these investments were held in GEDA's name by GEDA's custodial financial institution at September 30, 2019. As of September 30, 2019, bank deposits in the amount of \$500,000 were FDIC insured. GEDA does not have a deposit policy for custodial credit risk and does not require collateralization of its cash deposits; therefore, deposit levels in excess of FDIC insurance coverage are uncollateralized. Accordingly, these deposits are exposed to custodial credit risk.

GOVERNMENT OF GUAM

Notes to Financial Statements
September 30, 2019

(14) Discretely Presented Component Unit Disclosures, Continued

B. Deposits and Investments, Continued

Guam Economic Development Authority (GEDA), Continued:

GEDA has the following recurring fair value measurements as of September 30, 2019:

	Total	<u>Fair Value Measurements Using</u>		
		Quoted Prices In Active Markets for Identical Assets (Level 1)	Significant Other Observable Inputs (Level 2)	Significant Unobservable Inputs (Level 3)
Investments by fair value level:				
Exchange-traded funds	\$ 6,999,010	\$ 6,999,010	=====	=====

Guam Preservation Trust (GPT):

At September 30, 2019, the carrying amount of GPT's cash and cash equivalents and time certificates of deposit was \$904,056 and the corresponding bank balance was \$1,073,600, which is maintained in financial institutions subject to FDIC insurance.

GPT has the following recurring fair value measurements as of September 30, 2019:

	Total	<u>Fair Value Measurements Using</u>		
		Quoted Prices In Active Markets for Identical Assets (Level 1)	Significant Other Observable Inputs (Level 2)	Significant Unobservable Inputs (Level 3)
Investments by fair value level:				
Equities	\$ 342,528	\$ 342,528	\$ -	\$ -
Investments measured at amortized cost:				
Time certificates of deposit	220,025			
Exchange-traded funds	167,636			
Money market investments	204,050			
	<u>\$ 934,239</u>			

Guam Visitors Bureau (GVB):

At September 30, 2019, the carrying amount of GVB's cash and cash equivalents and time certificates of deposit was \$18,254,201 and the corresponding bank balance was \$18,426,897, of which \$18,398,239 is maintained in financial institutions subject to FDIC insurance. The remaining amount of \$28,658 represents bank deposits in financial institutions not subject to depository insurance. As of September 30, 2019, bank deposits in the amount of \$2,967,022 were FDIC insured. GVB does not have a deposit policy for custodial credit risk and does not require collateralization of its cash deposits; therefore, deposit levels in excess of FDIC insurance coverage are uncollateralized. Accordingly, these deposits are exposed to custodial credit risk.

At September 30, 2019, investments include time certificates of deposit in the amount of \$2,628,179 with original maturities of more than three months, which are fully FDIC insured.

GOVERNMENT OF GUAM

Notes to Financial Statements
September 30, 2019

(14) Discretely Presented Component Unit Disclosures, Continued

B. Deposits and Investments, Continued

Guam Educational Telecommunications Corporation (GETC):

At September 30, 2019, the carrying amount of GETC's cash and cash equivalents was \$90,210 and the corresponding bank balance was \$101,140, which is maintained in financial institutions subject to FDIC insurance or credit unions subject to NCUA insurance. As of September 30, 2019, bank deposits in the amount of \$66,450 were FDIC insured and bank deposits in the amount of \$34,690 were NCUA insured.

C. Receivables

Receivables as of September 30, 2019, for the discretely presented component units, including allowances for uncollectible accounts, are as follows:

	Antonio B. Won Pat	Guam Housing and Urban Renewal Authority	Guam Memorial Hospital Authority	Guam Power Authority	Guam Waterworks Authority	Port Authority of Guam	University of Guam	Nonmajor Component Units	Total	
Trade	\$ 9,677,788	\$ 4,845,926	\$ 167,426	\$187,614,614	\$35,342,225	\$22,098,486	\$ 4,805,277	\$12,336,138	\$ 89,087	\$ 276,976,967
Federal grants	134,334	371,497	684,633	-	9,405,725	3,711,435	224,281	4,873,157	110,000	19,515,062
Loans	-	-	4,593,495	-	-	-	-	17,081,635	27,686,803	49,361,933
Interest	-	-	2,378	-	-	-	127,445	-	40,906	170,729
Other	-	2,517,671	445,737	469,023	1,378,316	1,636,974	-	1,859,924	3,873,302	12,180,947
	9,812,122	7,735,094	5,893,669	188,083,637	46,126,266	27,446,895	5,157,003	36,150,854	31,800,098	358,205,638
Allowance	(635,766)	(2,483,306)	(229,858)	(145,537,832)	(3,575,815)	(7,789,943)	(249,427)	(23,254,125)	(2,649,501)	(186,405,573)
	<u>\$ 9,176,356</u>	<u>\$ 5,251,788</u>	<u>\$ 5,663,811</u>	<u>\$ 42,545,805</u>	<u>\$42,550,451</u>	<u>\$19,656,952</u>	<u>\$ 4,907,576</u>	<u>\$12,896,729</u>	<u>\$29,150,597</u>	<u>\$ 171,800,065</u>

Guam Housing and Urban Renewal Authority (GHURA):

Loans receivable from first time homebuyers under GHURA's Down Payment and Closing Cost Assistance Program, due in varying monthly installments, interest free and with a maximum loan amount of \$18,000 or 18% of the purchase price, with maturities to 2026, collateralized by second mortgages on real estate.

University of Guam (UOG):

The Guam Legislature appropriates funds for the student loan program available to residents of Guam who attend institutions of higher education. UOG is responsible for awarding loans and monitoring compliance with respect to repayment. Due to the uncertainty of collection and due to recipient ability to repay the loans through work credits, student loan receivables are fully reserved for in the year granted, and payments are reflected as recoveries in the year received. As of September 30, 2019, loan receivables are reserved in the amount of \$17,081,635.

Guam Housing Corporation (GHC):

Loans receivable from first time homebuyers under GHC's Low Cost Housing Assistance, Community Affordable Housing Action Trust, Hazard Mitigation, Down Payment and Closing Assistance, and the Sagan Linayan Project programs, due in varying monthly installments, interest free, with maturities to 2024, collateralized by first mortgages on real estate.

GOVERNMENT OF GUAM

Notes to Financial Statements
September 30, 2019

(14) Discretely Presented Component Unit Disclosures, Continued

D. Due from/due to Primary Government

Receivables and payables reflected as due to/due from primary government at September 30, 2019, are summarized as follows:

	Due From	Due To
Antonio B. Won Pat International Airport Authority:		
Other nonmajor governmental funds	\$ -	\$ 1,763,152
Guam Community College:		
General Fund	703,818	-
Guam Memorial Hospital Authority:		
General Fund	4,335,730	-
Guam Visitors Bureau:		
General Fund	<u>1,861,268</u>	<u>-</u>
	<u>\$ 6,900,816</u>	<u>\$ 1,763,152</u>

E. Capital Assets

Capital asset activities of the discretely presented component units for the year ended September 30, 2019, are as follows:

	Estimated Useful Lives	Balance October 1, 2018	Transfers and Additions	Transfers and Deletions	Balance September 30, 2019
Nondepreciable capital assets:					
Land		\$ 108,665,595	\$ 694,528	\$ -	\$ 109,360,123
Construction in progress		<u>296,202,985</u>	<u>176,715,835</u>	<u>(202,138,613)</u>	<u>270,780,207</u>
		<u>404,868,580</u>	<u>177,410,363</u>	<u>(202,138,613)</u>	<u>380,140,330</u>
Depreciable capital assets:					
Capital lease assets	20 - 40 yrs	163,085,831	-	(130,619,315)	32,466,516
Buildings and improvements	5 - 60 yrs	1,611,135,840	141,435,809	1,545,084	1,754,116,733
Machinery, equipment and Furniture	2 - 40 yrs	241,438,056	14,666,654	(3,754,706)	252,350,004
Infrastructure	10 - 50 yrs	<u>1,071,787,910</u>	<u>180,133,906</u>	<u>(7,255,452)</u>	<u>1,244,666,364</u>
		3,087,447,637	336,236,369	(140,084,389)	3,283,599,617
Less accumulated depreciation		<u>(1,713,108,821)</u>	<u>(105,264,002)</u>	<u>7,057,082</u>	<u>(1,811,315,741)</u>
Depreciable capital assets, net		<u>1,374,338,816</u>	<u>230,972,367</u>	<u>(133,027,307)</u>	<u>1,472,283,876</u>
		<u>\$1,779,207,396</u>	<u>\$ 408,382,730</u>	<u>\$ (335,165,920)</u>	<u>\$ 1,852,424,206</u>

GOVERNMENT OF GUAM

Notes to Financial Statements
September 30, 2019

(14) Discretely Presented Component Unit Disclosures, Continued

F. Bonds Payable

As of September 30, 2019, the discretely presented component units had the following bonds payable outstanding:

	Dated Date	Issue Amount	Interest Rate	Final Maturity	Outstanding Amount
Antonio B. Won Pat International Airport Authority (AWPIAA):					
Revenue Bonds Series A, 2013	September 1, 2013	\$ 14,620,000	5%	October 1, 2023	\$ 8,180,000
Revenue Bonds Series B, 2013	September 1, 2013	\$ 33,675,000	5.00% - 5.75%	October 1, 2043	24,425,000
Revenue Bonds Series C, 2013	September 1, 2013	\$ 199,040,000	5.00% - 6.37%	October 1, 2043	<u>160,090,000</u>
					192,695,000
Add: unamortized bond premium					<u>1,818,408</u>
					<u>\$ 194,513,408</u>
Guam Power Authority (GPA):					
Revenue Bonds Series A, 2012	October 1, 2012	\$ 340,620,000	5%	October 1, 2034	\$ 339,240,000
Revenue Bonds Series A, 2014	September 17, 2014	\$ 76,470,000	4% - 5%	October 1, 2044	73,785,000
Revenue Bonds Series A, 2017	December 21, 2017	\$ 148,670,000	5%	October 1, 2040	<u>148,535,000</u>
					561,560,000
Add: unamortized bond premium					<u>39,462,990</u>
					<u>\$ 601,022,990</u>
Guam Waterworks Authority (GWA):					
Revenue Bonds Series A, 2010	November 9, 2010	\$ 118,825,000	5%	July 1, 2020	\$ 1,895,000
Revenue Bonds Series A, 2013	December 12, 2013	\$ 172,630,000	5.9% - 5.5%	July 1, 2043	172,630,000
Revenue Bonds Series A, 2014	August 7, 2014	\$ 70,000,000	5%	July 1, 2035	68,900,000
Revenue Bonds Series A, 2016	February 24, 2016	\$ 143,310,000	5%	January 1, 2046	143,310,000
Revenue Bonds Series A, 2017	December 13, 2017	\$ 107,660,000	5%	July 1, 2040	<u>107,365,000</u>
					494,100,000
Add: unamortized bond premium					33,100,142
Less: unamortized bond discount					<u>(1,236,552)</u>
					<u>\$ 525,963,590</u>
Port Authority of Guam (PAG):					
Revenue Bonds Series A, 2018	July 11, 2018	\$ 29,980,000	5%	July 1, 2048	29,980,000
Revenue Bonds Series B, 2018	July 11, 2018	\$ 23,145,000	5%	July 1, 2037	21,825,000
Revenue Bonds Series C, 2018	July 11, 2018	\$ 18,320,000	3.59% - 4.58%	July 1, 2028	<u>18,320,000</u>
					70,125,000
Add: unamortized bond premium					<u>5,001,699</u>
					<u>\$ 75,126,699</u>
Guam Housing Corporation (GHC):					
Housing Bonds Series A, 1998	April 15, 1998	\$ 50,000,000	4.70% - 5.75%	September 1, 2031	<u>\$ 3,495,000</u>
Guam Economic Development Authority (GEDA):					
Tobacco Settlement Asset-Backed Bonds Series A, 2007	December 1, 2007	\$ 33,575,000	5.25% - 5.62%	June 1, 2047	23,865,000
Tobacco Settlement Asset-Backed Bonds Series B, 2007	December 1, 2007	\$ 3,407,077	Accreted	June 1, 2057	<u>16,773,618</u>
					40,638,618
Less: unamortized bond discount					(535,180)
Less: unaccreted capital appreciation bonds					<u>(8,923,833)</u>
					<u>\$ 31,179,605</u>

GOVERNMENT OF GUAM

Notes to Financial Statements
September 30, 2019

(14) Discretely Presented Component Unit Disclosures, Continued

F. Bonds Payable, Continued

A summary of bond premium, bond discount and unaccrued interest activity for the year ended September 30, 2019 is as follows:

	<u>Bond Premium</u>	<u>Bond Discount</u>	<u>Unaccrued Interest</u>	<u>Net</u>
Balance - October 1, 2018	\$ 85,136,692	\$ (1,876,267)	\$ (9,463,009)	\$ 73,797,416
Current-year amortization	<u>(5,753,453)</u>	<u>104,535</u>	<u>539,176</u>	<u>(5,109,742)</u>
Balance - September 30, 2019	\$ <u>79,383,239</u>	\$ <u>(1,771,732)</u>	\$ <u>(8,923,833)</u>	\$ <u>68,687,674</u>

Antonio B. Won Pat International Airport Authority (AWPIAA):

In 2013, AWPIAA issued \$247,335,000 in Revenue Bonds, 2013 Series A, B and C, to refund \$145,415,000 of outstanding 2003 Series A, B and C bonds and to provide additional proceeds to fund airport facility additions, extensions and improvements and the 2013 Bond Reserve Account. Of the net proceeds of \$281,962,084 (including an issue premium of \$2,891,161 and funds of \$31,735,923 released from bond reserve fund and debt service fund accounts), \$149,056,972 was deposited to an Escrow Fund to be used to purchase U.S. government securities. Those securities were deposited in an irrevocable trust with an escrow agent for the purpose of generating resources for all future debt service payments of the previously issued outstanding 2003 Series A, B and C bonds. As a result, these bonds are considered defeased, and the liability for these bonds has been removed from the government-wide financial statements. The current refunding resulted in a gain on defeasance of \$3,008,461. This gain was offset against the unamortized loss on defeasance of \$2,422,781 from prior refunding and resulting in a net credit of \$585,680, which is deferred and is being amortized to expense using the effective interest method over average remaining life of the 2003 bonds. The unamortized balance of the deferred gain on refunding is \$117,061 as of September 30, 2019. The bond premium has been deferred and amortized over the term of the 2013 bonds using the effective interest rate method.

AWPIAA revenue bonds are payable solely from and collateralized by a pledge of AWPIAA revenues, which includes all rents, fees and charges received by AWPIAA for the use of the airport facilities. The bond indentures for the 2013 Revenue Bonds include certain debt service and reserve requirements including the requirement that net revenues as defined in the bond indentures equal at least 125% of the annual debt service. The aforementioned bond indentures also require the establishment of special funds and accounts to be held and administered by AWPIAA's trustees for the accounting of the bond proceeds.

GOVERNMENT OF GUAM

Notes to Financial Statements
September 30, 2019

(14) Discretely Presented Component Unit Disclosures, Continued

F. Bonds Payable, Continued

Antonio B. Won Pat International Airport Authority (AWPIAA), Continued:

Annual debt service requirements to maturity for principal and interest are as follows:

<u>Year ending September 30,</u>	<u>Principal</u>	<u>Interest</u>	<u>Total</u>
2020	\$ 12,605,000	\$ 10,952,875	\$ 23,557,875
2021	13,230,000	10,307,000	23,537,000
2022	13,885,000	9,629,125	23,514,125
2023	14,580,000	8,865,525	23,445,525
2024	15,415,000	8,008,625	23,423,625
2025 - 2029	18,675,000	35,146,375	53,821,375
2030 - 2034	25,060,000	28,569,213	53,629,213
2035 - 2039	33,700,000	19,643,084	53,343,084
2040 - 2044	<u>45,545,000</u>	<u>7,420,822</u>	<u>52,965,822</u>
	<u>\$ 192,695,000</u>	<u>\$ 138,542,644</u>	<u>\$ 331,237,644</u>

Guam Power Authority (GPA):

In 2012, GPA issued \$340,620,000 in Revenue Bonds, 2012 Series A, to refund \$356,050,000 of outstanding 1993 Series A and 1999 Series A bonds and to provide additional proceeds to fund the Senior Bond Reserve Fund. Of the net proceeds of \$374,138,709 (including an issue premium of \$33,518,709), \$358,502,697 was deposited to an Escrow Fund to be used to purchase U.S. government securities. Those securities were deposited in an irrevocable trust with an escrow agent for the purpose of generating resources for all future debt service payments of the previously issued outstanding 1993 Series A and 1999 Series A bonds. As a result, these bonds are considered defeased, and the liability for these bonds has been removed from the government-wide financial statements. The advance refunding resulted in a loss on defeasance of \$17,283,801, which is deferred and is being amortized to expense using the effective interest method over average remaining life of the 1993 and 1999 bonds. The unamortized balance of the deferred loss on refunding is \$8,594,851 as of September 30, 2019. The bond premium has been deferred and amortized over the term of the 2012 bonds using the effective interest rate method.

In 2014, GPA issued \$76,470,000 in Revenue Bonds, 2014 Series A. Of the net proceeds of \$84,301,290 (including an issue premium of \$7,831,290), \$81,632,000 was made available to fund electric power system improvements, the 2014 Capitalized Interest account and the 2014 Senior Bond Reserve Fund account. The bond premium has been deferred and amortized over the term of the 2014 bonds using the effective interest rate method.

GOVERNMENT OF GUAM

Notes to Financial Statements
September 30, 2019

(14) Discretely Presented Component Unit Disclosures, Continued

F. Bonds Payable, Continued

Guam Power Authority (GPA), Continued:

In 2017, GPA issued \$148,670,000 in Revenue Bonds, 2017 Series A, to refund \$150,440,000 of outstanding 2010 Series A bonds. Of the net proceeds of \$168,546,259 (including an issue premium of \$17,876,459 and funds of \$1,999,800 released from a bond fund account), \$166,007,863 was deposited to an Escrow Fund to be used to purchase U.S. government securities. Those securities were deposited in an irrevocable trust with an escrow agent for the purpose of generating resources for all future debt service payments of the previously issued outstanding 2010 Series A bonds. As a result, these bonds are considered defeased, and the liability for these bonds has been removed from the government-wide financial statements. The advance refunding resulted in a loss on defeasance of \$18,390,430, which is deferred and is being amortized to expense using the effective interest method over average remaining life of the 2010 bonds. The unamortized balance of the deferred loss on refunding is \$16,138,253 as of September 30, 2019. The bond premium has been deferred and amortized over the term of the 2017 bonds using the effective interest rate method.

In 2000, GPA entered into a Bond Reserve Fund Forward Delivery Agreements (the agreements) with Lehman Brothers and Bank of America. In connection with the agreements, GPA received cash totaling \$13,500,000 representing the present value amount of interest income on certain bond proceeds invested by GPA. Based on the terms of the agreements, gross proceeds totaled \$17,521,029 while GPA incurred termination fees and closing costs totaling \$3,530,000 and \$1,250,529, respectively. The \$13,500,000 in net proceeds received included \$759,500 of interest income earned as of the closing date of the agreements. The gross proceeds, termination fees and closing costs have been deferred and are amortized on a straight line basis over the average remaining life of the 1993 and 1999 bonds.

The following summarizes unamortized costs and unearned revenues at September 30, 2019 associated with these agreements:

Unearned forward delivery contract revenues	\$ 8,760,514
Accumulated amortization	<u>(7,592,478)</u>
	\$ <u>1,168,036</u>
Unamortized forward delivery contract costs	\$ 2,390,265
Accumulated amortization	<u>(2,071,628)</u>
	\$ <u>318,637</u>

GOVERNMENT OF GUAM

Notes to Financial Statements
September 30, 2019

(14) Discretely Presented Component Unit Disclosures, Continued

F. Bonds Payable, Continued

Guam Power Authority (GPA), Continued:

GPA revenue bonds are payable solely from and collateralized by a pledge of GPA revenues, which includes all rates and charges received by GPA in connection with the operation of the electric power system. The respective bond indentures include certain debt service and reserve requirements including the requirement that net revenues as defined in the bond indentures equal at least 130% of the annual debt service. The respective bond indentures also require the establishment of special funds and accounts to be held and administered by GPA's trustees for the accounting of the bond proceeds.

Annual debt service requirements to maturity for principal and interest are as follows:

<u>Year ending</u> <u>September 30,</u>	<u>Principal</u>	<u>Interest</u>	<u>Total</u>
2020	\$ 16,130,000	\$ 27,624,528	\$ 43,754,528
2021	20,515,000	26,708,625	47,223,625
2022	21,540,000	25,657,250	47,197,250
2023	22,705,000	24,551,125	47,256,125
2024	24,020,000	23,383,000	47,403,000
2025 - 2029	139,330,000	97,176,500	236,506,500
2030 - 2034	159,690,000	59,047,500	218,737,500
2035 - 2039	98,845,000	25,628,625	124,473,625
2040 - 2044	53,930,000	5,440,650	59,370,650
2045	<u>4,855,000</u>	<u>115,975</u>	<u>4,970,975</u>
	<u>\$ 561,560,000</u>	<u>\$ 315,333,778</u>	<u>\$ 876,893,778</u>

Guam Waterworks Authority (GWA):

In 2010, GWA issued \$118,825,000 in Revenue Bonds, 2010 Series A. Of the net proceeds of \$116,404,591 (including an issue discount of \$2,420,409), \$113,533,814 was made available to fund water and wastewater system improvements, the 2010 Capitalized Interest account and the 2010 Bond Reserve Fund account. The bond discount has been deferred and amortized over the term of the 2010 bonds using the effective interest rate method.

In 2013, GWA issued \$172,630,000 in Revenue Bonds, 2013 Series A. Of the net proceeds of \$171,097,017 (including an issue discount of \$1,532,983), \$168,135,608 was made available to fund water and wastewater system improvements, the 2013 Capitalized Interest account and the 2013 Bond Reserve Fund account. The bond discount has been deferred and amortized over the term of the 2013 bonds using the effective interest rate method.

GOVERNMENT OF GUAM

Notes to Financial Statements
September 30, 2019

(14) Discretely Presented Component Unit Disclosures, Continued

F. Bonds Payable, Continued

Guam Waterworks Authority (GWA), Continued:

In 2014, GWA issued \$85,600,000 in Revenue Bonds, 2014 Series A and B, to refund \$85,985,000 of outstanding 2005 Series A bonds. Of the net proceeds of \$92,533,038 (including a net issue premium of \$5,648,970 and funds of \$1,284,068 released from bond reserve fund and bond fund accounts), \$90,996,860 was deposited to an Escrow Fund to be used to purchase U.S. government securities. Those securities were deposited in an irrevocable trust with an escrow agent for the purpose of generating resources for all future debt service payments of the previously issued outstanding 2005 Series A bonds. As a result, these bonds are considered defeased, and the liability for these bonds has been removed from the government-wide financial statements. The advance refunding resulted in a loss on defeasance of \$2,468,670, which is deferred and is being amortized to expense using the effective interest method over average remaining life of the 2005 bonds. The unamortized balance of the deferred loss on refunding is \$1,414,418 as of September 30, 2019. The bond premium has been deferred and amortized over the term of the 2014 bonds using the effective interest rate method.

In 2016, GWA issued \$143,310,000 in Revenue Bonds, 2016 Series A. Of the net proceeds of \$161,534,842 (including an issue premium of \$18,224,842), \$159,066,988 was made available to fund water and wastewater system improvements, the 2016 Capitalized Interest account and the 2016 Bond Reserve Fund account. The bond premium has been deferred and amortized over the term of the 2016 bonds using the effective interest rate method.

In 2017, GWA issued \$107,660,000 in Revenue Bonds, 2017 Series A, to refund \$109,105,000 of outstanding 2010 Series A bonds. Of the net proceeds of \$124,047,361 (including an issue premium of \$13,854,833 and funds of \$2,532,528 released from bond reserve fund and bond fund accounts), \$122,155,917 was deposited to an Escrow Fund to be used to purchase U.S. government securities. Those securities were deposited in an irrevocable trust with an escrow agent for the purpose of generating resources for all future debt service payments of the previously issued outstanding 2010 Series A bonds. As a result, these bonds are considered defeased, and the liability for these bonds has been removed from the government-wide financial statements. The advance refunding resulted in a loss on defeasance of \$11,791,115, which is deferred and is being amortized to expense using the effective interest method over average remaining life of the 2010 bonds. The unamortized balance of the deferred loss on refunding is \$10,561,962 as of September 30, 2019. The bond premium has been deferred and amortized over the term of the 2017 bonds using the effective interest rate method.

GOVERNMENT OF GUAM

Notes to Financial Statements
September 30, 2019

(14) Discretely Presented Component Unit Disclosures, Continued

F. Bonds Payable, Continued

Guam Waterworks Authority (GWA), Continued:

GWA revenue bonds are payable solely from and collateralized by a pledge of GWA revenues, which includes all rates and charges received by GWA (with the exception of certain legislative surcharge and system development charge revenues) in connection with the operation of the water and wastewater systems. The respective bond indentures include certain debt service and reserve requirements including the requirement that net revenues as defined in the bond indentures equal at least 125% of the annual debt service. The respective bond indentures also require the establishment of special funds and accounts to be held and administered by GWA's trustees for the accounting of the bond proceeds.

Annual debt service requirements to maturity for principal and interest are as follows:

<u>Year ending</u> <u>September 30,</u>	<u>Principal</u>	<u>Interest</u>	<u>Total</u>
2020	\$ 8,770,000	\$ 25,405,188	\$ 34,175,188
2021	9,270,000	24,959,950	34,229,950
2022	9,745,000	24,489,350	34,234,350
2023	10,235,000	23,994,625	34,229,625
2024	10,760,000	23,745,013	34,235,013
2025 - 2029	62,495,000	108,664,775	171,159,775
2030 - 2034	79,960,000	91,204,675	171,164,675
2035 - 2039	102,665,000	68,497,625	171,162,625
2040 - 2044	135,335,000	38,447,875	173,782,875
2045 - 2046	<u>64,865,000</u>	<u>4,073,875</u>	<u>68,938,875</u>
	<u>\$ 494,100,000</u>	<u>\$ 433,212,951</u>	<u>\$ 927,312,951</u>

Port Authority of Guam (PAG):

In 2018, PAG issued \$71,445,000 in Revenue Bonds, 2018 Series A, B and C. Of the net proceeds of \$77,308,470 (including an issue premium of \$5,296,754), \$75,312,854 was made available to fund capital improvements of port facilities, the retirement of existing debt, the 2018 Capitalized Interest account and the 2018 Bond Reserve Fund account. The bond premium has been deferred and amortized over the term of the 2018 bonds using the effective interest rate method.

PAG revenue bonds are payable solely from and collateralized by a pledge of PAG revenues, which includes all rents, fees and charges received by PAG (with the exception of certain crane surcharge, facility maintenance fee and public marina revenues) for the use of the seaport facilities. The bond indentures for the 2018 Revenue Bonds include certain debt service and reserve requirements including the requirement that net revenues as defined in the bond indentures equal at least 125% of the annual debt service. The aforementioned bond indentures also require the establishment of special funds and accounts to be held and administered by PAG's trustees for the accounting of the bond proceeds.

GOVERNMENT OF GUAM

Notes to Financial Statements
September 30, 2019

(14) Discretely Presented Component Unit Disclosures, Continued

F. Bonds Payable, Continued

Port Authority of Guam (PAG), Continued:

Annual debt service requirements to maturity for principal and interest are as follows:

<u>Year ending September 30,</u>	<u>Principal</u>	<u>Interest</u>	<u>Total</u>
2020	\$ 2,380,000	\$ 3,371,392	\$ 5,751,392
2021	2,465,000	3,280,862	5,745,862
2022	2,560,000	3,182,633	5,742,633
2023	2,685,000	3,063,896	5,748,896
2024	2,820,000	2,935,842	5,755,842
2025 - 2029	13,985,000	12,615,332	26,600,332
2030 - 2034	7,820,000	10,063,750	17,883,750
2035 - 2039	9,985,000	7,902,500	17,887,500
2040 - 2044	12,740,000	5,144,750	17,884,750
2045 - 2048	<u>12,685,000</u>	<u>1,624,000</u>	<u>14,309,000</u>
	<u>\$ 70,125,000</u>	<u>\$ 53,184,957</u>	<u>\$ 123,309,957</u>

Guam Housing Corporation (GHC):

In 1998, GHC issued \$50,000,000 in Housing Revenue Bonds, 1998 Series A. Of the net proceeds of \$52,268,630 (including an issue premium of \$1,183,630 and other funds released of \$1,085,000), \$51,340,143 was made available to fund a home financing program on Guam by purchasing fully modified, mortgage-backed securities guaranteed as to timely payment of principal and interest by the Federal Home Loan Mortgage Corporation.

GHC housing revenue bonds are payable solely from and collateralized by a pledge of GHC revenues and other assets pledged for the payment thereof and are not a lien or charge upon the funds of GHC, except to the extent of the pledge and assignment set forth in the Indenture and in the bonds. The bond indenture includes certain debt service and reserve requirements and also require the establishment of special funds and accounts to be held and administered by GHC's trustees for the accounting of the bond proceeds.

Annual debt service requirements to maturity for principal and interest are as follows:

<u>Year ending September 30,</u>	<u>Principal</u>	<u>Interest</u>	<u>Total</u>
2020	\$ 230,000	\$ 193,378	\$ 423,378
2021	235,000	182,450	417,450
2022	235,000	170,919	405,919
2023	245,000	157,263	402,263
2024	260,000	142,888	402,888
2025 - 2029	1,545,000	468,625	2,013,625
2030 - 2031	<u>745,000</u>	<u>54,050</u>	<u>799,050</u>
	<u>\$ 3,495,000</u>	<u>\$ 1,369,573</u>	<u>\$ 4,864,573</u>

GOVERNMENT OF GUAM

Notes to Financial Statements
September 30, 2019

(14) Discretely Presented Component Unit Disclosures, Continued

F. Bonds Payable, Continued

Guam Economic Development Authority (GEDA):

In 2007, GEDA issued \$36,982,077 in Tobacco Settlement Asset-Backed Bonds, 2007 Series A and B, to refund \$25,040,000 of outstanding 2001 Series A and B bonds and to provide additional proceeds to fund certain expenditures of GovGuam's General Fund and the 2007 Debt Service Reserve Account. Of the net proceeds of \$39,850,293 (including an issue discount of \$1,144,510 and funds of \$4,012,726 released from bond indenture accounts), \$27,132,871 was deposited to an Escrow Fund to be used to purchase U.S. government securities. Those securities were deposited in an irrevocable trust with an escrow agent for the purpose of generating resources for all future debt service payments of the previously issued outstanding 2001 Series A and B bonds. As a result, these bonds are considered defeased, and the liability for these bonds has been removed from the government-wide financial statements. The advance refunding resulted in a loss on defeasance of \$2,628,344, which is deferred and is being amortized to expense using the effective interest method over average remaining life of the 2001 bonds. The bond discount has been deferred and amortized over the term of the 2007 bonds using the effective interest rate method.

GEDA tobacco settlement asset-backed bonds are payable solely from and collateralized by a pledge of Tobacco Settlement Revenues (TSR) and other assets pledged for the payment thereof and are not a lien or charge upon the funds of GEDA, except to the extent of the pledge and assignment set forth in the Indenture and in the bonds. The bond indenture includes certain debt service and reserve requirements and also require the establishment of special funds and accounts to be held and administered by GEDA's trustees for the accounting of the bond proceeds.

Annual debt service requirements to maturity for principal and interest are as follows:

<u>Year ending</u> <u>September 30,</u>	<u>Principal</u>	<u>Interest</u>	<u>Total</u>
2020	\$ 1,285,000	\$ 737,719	\$ 2,022,719
2021	1,380,000	665,226	2,045,226
2022	1,480,000	587,461	2,067,461
2023	1,590,000	504,000	2,094,000
2024	1,700,000	414,562	2,114,562
2025 - 2029	12,710,509	561,305	13,271,814
2030 - 2034	<u>20,493,109</u>	<u>-</u>	<u>20,493,109</u>
	<u>\$ 40,638,618</u>	<u>\$ 3,470,273</u>	<u>\$ 44,108,891</u>

Changes in Bonds Payable:

	Balance October 1, 2018	Additions	Reductions	Balance September 30, 2019	Due Within One Year
Bonds payable:					
AWPIAA	\$ 204,705,000	\$ -	\$ (12,010,000)	\$ 192,695,000	\$ 12,605,000
GPA	563,190,000	-	(1,630,000)	561,560,000	16,130,000
GWA	499,815,000	-	(5,715,000)	494,100,000	8,770,000
PAG	71,445,000	-	(1,320,000)	70,125,000	2,380,000
GHC	3,715,000	-	(220,000)	3,495,000	230,000
GEDA	<u>40,753,618</u>	<u>-</u>	<u>(115,000)</u>	<u>40,638,618</u>	<u>1,285,000</u>
	<u>\$ 1,383,623,618</u>	<u>\$ -</u>	<u>\$ (21,010,000)</u>	<u>\$ 1,362,613,618</u>	<u>\$ 41,400,000</u>

GOVERNMENT OF GUAM

Notes to Financial Statements
September 30, 2019

(14) Discretely Presented Component Unit Disclosures, Continued

G. Direct Borrowings

As of September 30, 2019, the discretely presented component units had the following direct borrowings outstanding:

	<u>Dated Date</u>	<u>Issue Amount</u>	<u>Interest Rate</u>	<u>Final Maturity</u>	<u>Outstanding Amount</u>
Antonio B. Won Pat International Airport Authority (AWPIAA):					
Bank loan	June 27, 2012	\$ 11,900,000	5.75%	January 23, 2024	\$ 6,048,641
Guam Community College (GCC):					
USDA rural development loan	March 6, 2013	\$ 3,500,000	3.125%	March 6, 2053	2,125,530
Guam Housing and Urban Renewal Authority (GHURA):					
FmHA loan	March 26, 1980	\$ 2,000,000	6%	March 26, 2030	896,243
Guam Waterworks Authority (GWA):					
Bank loan	June 15, 2010	\$ 25,000,000	5.25%	June 15, 2020	2,319,108
University of Guam (UOG):					
USDA rural development loan	June 12, 2003	\$ 13,500,000	4.50%	June 12, 2044	<u>10,803,390</u>
					<u>\$ 22,192,912</u>

Antonio B. Won Pat International Airport Authority (AWPIAA):

In 2012, AWPIAA entered into a loan and related promissory note with a bank for the purpose of financing AWPIAA's Energy Performance Management program. The loan is secured by a Security Agreement and a UCC-1 Financing Agreement with primary source of repayment to be realized from the Energy Performance contract and from AWPIAA's revenues after consideration of the 2013 Revenue Bonds pledge of revenues in the bond indenture. The loan is subject to the U.S. Department of Agriculture's written commitment to the bank to guaranty no less than 90% of the loan to AWPIAA. In the event that AWPIAA defaults in the payment of the loan or in the performance of any of its obligations under the loan agreement or the promissory note, or AWPIAA or any other party defaults in their respective obligations under any of the related security documents, the bank would have the option to declare the unpaid principal amount of the loan, together with any accrued and unpaid interest and charges, immediately due and payable.

Annual debt service requirements to maturity for principal and interest are as follows:

<u>Year ending September 30,</u>	<u>Principal</u>	<u>Interest</u>	<u>Total</u>
2020	\$ 1,255,257	\$ 312,243	\$ 1,567,500
2021	1,329,000	238,500	1,567,500
2022	1,408,000	159,500	1,567,500
2023	1,491,000	76,500	1,567,500
2024	<u>565,384</u>	<u>4,871</u>	<u>570,255</u>
	<u>\$ 6,048,641</u>	<u>\$ 791,614</u>	<u>\$ 6,840,255</u>

GOVERNMENT OF GUAM

Notes to Financial Statements
September 30, 2019

(14) Discretely Presented Component Unit Disclosures, Continued

G. Direct Borrowings, Continued

Guam Community College (GCC):

In 2013, GCC entered into a rural development loan with the U.S. Department of Agriculture (USDA) for facility construction purposes. The loan is secured by a Security Agreement and assignment of income and assessments. In the event that GCC defaults in the payment of the loan or in the performance of any of its obligations under the promissory note, or GCC or any other party defaults in their respective obligations under any of the related security documents, USDA would have the option to declare the unpaid principal amount of the loan, together with any accrued and unpaid interest and charges, immediately due and payable.

Annual debt service requirements to maturity for principal and interest are as follows:

<u>Year ending</u> <u>September 30,</u>	<u>Principal</u>	<u>Interest</u>	<u>Total</u>
2020	\$ 88,558	\$ 65,162	\$ 153,720
2021	91,366	62,354	153,720
2022	94,262	59,458	153,720
2023	97,251	56,469	153,720
2024	100,334	53,386	153,720
2025 - 2029	551,444	217,156	768,600
2030 - 2034	644,572	124,028	768,600
2035 - 2038	<u>457,743</u>	<u>23,348</u>	<u>481,091</u>
	<u>\$ 2,125,530</u>	<u>\$ 661,361</u>	<u>\$ 2,786,891</u>

Guam Housing and Urban Renewal Authority:

In 1980, GHURA entered into a Section 515 Rural Rental Housing loan with the Farmers Home Administration for the construction of elderly housing known as Guma Trankilidat. The loan is secured by a first mortgage and assignment of rental income and assessments. In the event that GHURA defaults in the payment of the loan or in the performance of any of its obligations under the promissory note, or GHURA or any other party defaults in their respective obligations under any of the related security documents, USDA would have the option to declare the unpaid principal amount of the loan, together with any accrued and unpaid interest and charges, immediately due and payable.

Annual debt service requirements to maturity for principal and interest are as follows:

<u>Year ending</u> <u>September 30,</u>	<u>Principal</u>	<u>Interest</u>	<u>Total</u>
2020	\$ 74,667	\$ 51,813	\$ 126,480
2021	79,279	47,201	126,480
2022	84,175	42,305	126,480
2023	89,374	37,106	126,480
2024	94,894	31,586	126,480
2025 - 2029	<u>473,854</u>	<u>74,226</u>	<u>548,080</u>
	<u>\$ 896,243</u>	<u>\$ 284,237</u>	<u>\$ 1,180,480</u>

GOVERNMENT OF GUAM

Notes to Financial Statements
September 30, 2019

(14) Discretely Presented Component Unit Disclosures, Continued

G. Direct Borrowings, Continued

Guam Waterworks Authority (GWA):

In 2010, GWA entered into a loan and a related promissory note with a bank for the purpose of financing a portion of the cost of the moratorium project. The loan is secured with a pledge and assignment of GWA system revenues but subject first, to a consent decree, and subordinate to the prior pledge and lien of the General Indenture. In addition, the note contains a provision that in an event of default, the entire outstanding amount may immediately become due and payable at the option of the bank.

Annual debt service requirements to maturity for principal and interest are as follows:

<u>Year ending</u> <u>September 30,</u>	<u>Principal</u>	<u>Interest</u>	<u>Total</u>
2020	\$ <u>2,319,108</u>	\$ <u>50,692</u>	\$ <u>2,369,800</u>

University of Guam (UOG):

In 2003, UOG entered into a rural development loan with the U.S. Department of Agriculture (USDA) for the purpose of financing costs associated with the design, construction and collateral equipment of the College of Business and Public Administration (BPA), and for the replacement of the roof of the Fine Arts Building. The loan security agreement requires revenues derived from the operation of the facility to be transferred to an account designated for debt service, operation and maintenance of the facility. After the payment of principal and interest, \$6,251 per month is required to be transferred to a reserve account until a sum of \$750,060 is accumulated. In addition, UOG assigned and granted to USDA its security interest in all equipment, furniture and fixtures located at the BPA building. The note contains a provision that in an event of default, USDA may, at its option, collect interest income and principal and exercise any other right or remedy provided by the Uniform Commercial Code after giving any notice required thereby.

Annual debt service requirements to maturity for principal and interest are as follows:

<u>Year ending</u> <u>September 30,</u>	<u>Principal</u>	<u>Interest</u>	<u>Total</u>
2020	\$ 276,137	\$ 473,923	\$ 750,060
2021	288,646	461,414	750,060
2022	301,721	448,339	750,060
2023	315,388	434,672	750,060
2024	329,674	420,386	750,060
2024 - 2028	1,886,373	1,863,927	3,750,300
2029 - 2033	2,354,116	1,396,184	3,750,300
2034 - 2038	2,937,840	812,460	3,750,300
2039 - 2043	<u>2,113,495</u>	<u>148,519</u>	<u>2,262,014</u>
	\$ <u>10,803,390</u>	\$ <u>6,459,824</u>	\$ <u>17,263,214</u>

GOVERNMENT OF GUAM

Notes to Financial Statements
September 30, 2019

(14) Discretely Presented Component Unit Disclosures, Continued

G. Direct Borrowings, Continued

Changes in Direct Borrowings:

	Balance October 1, 2018	<u>Additions</u>	<u>Reductions</u>	Balance September 30, 2019	Due Within One Year
Direct borrowings::					
AWPIAA	\$ 7,185,031	\$ -	\$ (1,136,390)	\$ 6,048,641	\$ 1,255,257
GCC	3,178,940	-	(1,053,410)	2,125,530	88,558
GHURA	966,317	-	(70,074)	896,243	74,667
GWA	5,529,024	-	(3,209,916)	2,319,108	2,319,108
UOG	<u>11,067,561</u>	<u>-</u>	<u>(264,171)</u>	<u>10,803,390</u>	<u>276,137</u>
	<u>\$ 27,926,873</u>	<u>\$ -</u>	<u>\$ (5,733,961)</u>	<u>\$ 22,192,912</u>	<u>\$ 4,013,727</u>

H. Capital Lease Financing

Guam Power Authority (GPA):

In 2017, GPA extended a contract for temporary power services for an additional four years to provide 40 megawatts (MW) of generation, which included payments for the acquisition of the underlying power plant. The contract was determined to be a capital lease and the generating plant cost was recorded as production plant under capital lease. The lease has an effective interest rate of 5%. The assets acquired through this capital lease are as follows:

Asset:	
Buildings	\$ 32,466,516
Less accumulated depreciation	<u>(4,354,969)</u>
	<u>\$ 28,111,547</u>

Future minimum lease obligations to maturity for principal and interest are as follows:

<u>Year ending September 30,</u>	<u>Principal</u>	<u>Interest</u>	<u>Total</u>
2020	\$ 8,582,729	\$ 346,471	\$ 8,929,200
2021	<u>2,226,222</u>	<u>18,578</u>	<u>2,244,800</u>
	<u>\$ 10,808,951</u>	<u>\$ 365,049</u>	<u>\$ 11,174,000</u>

I. Changes in Other Long-Term Liabilities

During the year ended September 30, 2019, the following changes occurred in other long-term liabilities:

	Balance October 1, 2018	<u>Additions</u>	<u>Reductions</u>	Balance September 30, 2019	Due Within One Year
Other long-term liabilities:					
Compensated absences	\$ 15,404,613	\$ 8,461,067	\$ (8,473,928)	\$ 15,391,752	\$ 7,888,028
Capital lease obligations	24,422,017	-	(13,613,066)	10,808,951	8,582,729
DCRS sick leave	10,371,105	2,325,282	(3,399,186)	9,297,201	-
Net pension liability	482,009,807	47,329,117	(30,172,802)	499,166,122	-
OPEB liability	<u>757,769,539</u>	<u>33,962,028</u>	<u>(200,757,170)</u>	<u>590,974,397</u>	<u>-</u>
	<u>\$ 1,289,977,081</u>	<u>\$ 92,077,494</u>	<u>\$ (256,416,152)</u>	<u>\$ 1,125,638,423</u>	<u>\$ 16,470,757</u>

GOVERNMENT OF GUAM

Notes to Financial Statements
September 30, 2019

(14) Discretely Presented Component Unit Disclosures, Continued

J. Commitments and Contingencies

Performance Management Contracts (PMCs):

Guam Power Authority (GPA) has entered into a PMC with a company for the operation and maintenance of Cabras 1 and 2 generators, which became effective on October 1, 2010 and July 1, 2010, respectively. The PMC was for a period of five years with an option to extend for another five-year term. The extension was exercised and the PMC expires on September 30, 2020. GPA has also entered into a PMC for the operations and maintenance of the Dededo, Macheche and Yigo combustion turbine power plants. The PMC is for a period of five years commencing March 1, 2016 with an option to extend for one additional three-year term and one additional two-year term.

At September 30, 2019, the minimum future fixed management fees are as follows:

<u>Year Ending</u> <u>September 30,</u>	
2020	\$ 2,515,840
2021	<u>293,203</u>
	\$ <u>2,809,043</u>

Renewable Energy Contracts:

Guam Power Authority (GPA) has entered into two agreements to purchase 20 Megawatts (MW) and 5.65 MW of solar renewable energy. The commercial operation date of the two solar plants is October 30, 2015. The agreements include escalating contract prices per MW hour until 2041 with a total minimum renewable energy purchase commitment of 1.1 million MW hour.

At September 30, 2019, the minimum future renewable energy purchases are as follows:

<u>Year Ending</u> <u>September 30,</u>	
2020	\$ 9,162,071
2021	9,171,682
2022	9,200,983
2023	9,196,204
2024	9,163,847
2025 - 2029	46,181,812
2030 - 2034	46,165,812
2035 - 2039	46,818,591
2040 - 2041	<u>10,182,621</u>
	\$ <u>195,243,623</u>

In 2018, GPA executed three renewable energy purchase agreements to purchase a total of 120 MW of solar renewable energy. The commercial operation dates of the solar plants are not yet established.

GOVERNMENT OF GUAM

Notes to Financial Statements
September 30, 2019

(14) Discretely Presented Component Unit Disclosures, Continued

J. Commitments and Contingencies, Continued

Lease Obligations as Lessor:

In 2013, Lotte Duty Free Guam, LLC (Lotte) was selected as the primary concessionaire for the Antonio B. Won Pat International Airport Authority (AWPIAA) airport terminal for a ten year term commencing July 1, 2013 and terminating on June 30, 2023. The concession agreements provide for a minimum annual guarantee rent as well as percentage rent on gross revenues exceeding certain levels.

The future minimum lease receipts for the aforementioned concession agreements are as follows:

<u>Year Ending</u> <u>September 30,</u>	
2020	\$ 13,934,999
2021	15,160,000
2022	15,160,000
2023	<u>12,633,333</u>
	<u>\$ 56,888,332</u>

AWPIAA has lease agreements with scheduled air carriers, various other concessionaires and airport users. The agreements provide the lessees with the use of AWPIAA's system facilities, equipment and services. The signatory airline operating agreement and terminal building leases expired on September 30, 2016 and the lease agreements with six rent-a-car companies expired in June 2016. These agreements are currently under month-to-month extensions pending negotiated agreements. On October 1, 2019, new but substantially similar agreements went into effect with nine of AWPIAA's eleven passenger air carriers servicing the airport. For the two remaining passenger air carriers, AWPIAA is currently negotiating and expects to execute a new agreement with one while another suspended its operations on Guam on December 7, 2019. Other ground lease agreements will expire ranging from September 2019 through September 2035.

The future minimum rental receipts for the aforementioned noncancellable operating leases (excluding the Lotte lease) are as follows:

<u>Year Ending</u> <u>September 30,</u>	
2020	\$ 5,562,000
2021	4,955,000
2022	4,534,000
2023	3,414,000
2024	3,419,000
Thereafter	<u>3,083,000</u>
	<u>\$ 24,967,000</u>

GOVERNMENT OF GUAM

Notes to Financial Statements
September 30, 2019

(14) Discretely Presented Component Unit Disclosures, Continued

J. Commitments and Contingencies, Continued

Lease Obligations as Lessor, Continued:

Port Authority of Guam (PAG), in cooperation with the Guam Economic Development Authority, leases space to tenants under noncancellable operating leases, with options to renew, providing for future minimum rentals.

The future minimum rental receipts for the aforementioned noncancellable operating leases are as follows:

Year Ending <u>September 30,</u>	
2020	\$ 921,338
2021	314,544
2022	238,164
2023	238,164
2024	238,164
Thereafter	<u>1,230,514</u>
	<u>\$ 3,180,888</u>

Lease Obligations as Lessee:

In 2002, the Guam Power Authority (GPA) entered a sublease agreement for vehicle, equipment, and material storage and for a power station with annual rental of \$61,261 through October 31, 2012, and which was extended for an additional ten years. In addition, GPA entered into a commercial space lease beginning July 1, 2010, with monthly rentals of \$4,495 through June 30, 2015, and which was extended for an additional five years.

In 2013, GPA entered into a lease agreement for fuel storage tanks with fixed annual fees escalating 4% every year until August 31, 2022.

The future minimum lease payments for the aforementioned leases are as follows:

Year Ending <u>September 30,</u>	
2020	\$ 1,895,598
2021	1,926,902
2022	1,833,929
2023	<u>5,105</u>
	<u>\$ 5,661,534</u>

In November 2019, the Guam Power Authority (GPA) entered into diesel fuel supply contracts with IP&E Guam, Inc. and Mobil Oil Guam, Inc. These agreements are for two years commencing on January 1, 2020 with an option to extend for three years, renewable annually.

GOVERNMENT OF GUAM

Notes to Financial Statements
September 30, 2019

(14) Discretely Presented Component Unit Disclosures, Continued

J. Commitments and Contingencies, Continued

Fuel Purchase and Bulk Storage Facility Contracts, Continued:

In September 2017, GPA entered into an agreement for the management and operations of its fuel bulk storage facility. The agreement is for two years ending September 30, 2019 with an option to extend the contract for three additional one-year terms. The initial extension has been exercised and the agreement expires on September 30, 2020. At September 30, 2019, the minimum future management fees for the year ending September 30, 2020 are \$859,329.

U.S. Environmental Protection Agency (EPA):

In 1986, the administrator of the U.S. EPA granted a continuing exemption to the Guam Power Authority (GPA) under the provisions of Section 325(b) of the Clean Air Act, as amended. The terms of the exemption require monitoring by EPA, certain commitments by GPA regarding fuel stocks, and reporting and delineation of grounds for revocation of the exemption.

In 2011, EPA finalized rules under the National Emission Standards for Hazardous Air Pollutants for Reciprocating Internal Combustion Engine (RICE) Maximum Available Control Technology (MACT). Compliance under the diesel MACT was due May 3, 2013. Non-compliance under the diesel MACT could result in penalty fees of \$37,500 per unit per day. GPA applied for and received a one year extension for complying with the rules with respect to its small diesel peaking units. The required stack emission equipment was installed within the extension period. As to compliance with the other units subject to RICE MACT, GPA requested EPA to enter into a consent decree allowing time for GPA to comply with the regulations and allowing potential fines and penalties for non-compliance to be used for compliance with regulations.

In 2015, GPA submitted its compliance plan outlining the proposed timelines for inclusion in a consent decree. In February 2020, EPA and GPA signed the consent decree, which was subsequently approved in April 2020 by the U.S. District Court. The consent decree requires GPA to permanently retire the Cabras 1 and 2 units by October 31, 2022; bring the MEC 8 and 9 units into compliance by switching from residual fuel oil to ultra-low sulfur diesel oil and installing oxidation catalysts by December 31, 2021; construct a new power plant that will comply with the requirements of Clean Air Act to be activated by October 1, 2022; and pay \$400,000 as civil penalty.

Environmental Monitoring:

In 2000, the U.S. Navy (the Navy) transferred 1,417 acres of property to the Antonio B. Won Pat International Airport Authority (AWPIAA) and GovGuam at no cost and paid \$10,000,000 to AWPIAA. In exchange for the payment, AWPIAA and GovGuam agreed to complete certain environmental monitoring work on the property even if the cost of the environmental monitoring work exceeds the \$10,000,000 remitted by the Navy. AWPIAA management has received the final draft of the Decision Document for Operable Unit 3 which is the groundwater under the former Naval Air Station. AWPIAA's responsibilities under the draft Decision Document are limited to sampling and testing as currently performed. The new task is for AWPIAA to conduct a 5 year review to ensure the remedial action is or will be protective of human health and the environment. This new task may reduce the ongoing sampling and testing requirements or completely eliminate them. Moreover, the granular activated carbon (GAC) treatment provided under AWPIAA's new water system satisfies the GAC treatment component of future wells meeting the selected remedy. No further obligation of AWPIAA is required under the draft Decision Document.

GOVERNMENT OF GUAM

Notes to Financial Statements
September 30, 2019

(14) Discretely Presented Component Unit Disclosures, Continued

J. Commitments and Contingencies, Continued

Environmental Monitoring, Continued:

The long-term obligation to operate and maintain the facilities built under the remedial construction as well as the required sampling will be handled through a water system commercial agreement. As of September 30, 2019, AWPIAA estimated that its pollution remediation obligations amounted to \$479,614.

Primary Treatment Permits:

In 2011, the U.S. Environmental Protection Agency (EPA) informed GWA that its primary treatment permits for the Hagatna and Northern District Wastewater Treatment Plants had been denied and that GWA would be required to upgrade the plants to secondary treatment. The upgrades have been estimated to cost approximately \$300 million. GWA intends to negotiate with the EPA on the timelines for upgrading the plants, which will determine the implementation schedule for secondary treatment.

Stipulated Order:

In 2002, the U.S. Government filed a complaint against the Guam Waterworks Authority (GWA) and GovGuam for alleged violations under the Federal Clean Water Act (CWA) and the Safe Drinking Water Act (SDWA). Because of GWA's non-compliance with the National Primary Drinking Water Regulations, the U.S. Government is seeking both civil penalties and injunctive relief to address such non-compliance. GWA and the U.S. Government of Justice, Environmental and Natural Resources Division mutually agreed in the form of a Stipulated Order to resolve the violation issues.

In 2003, a Stipulated Order for Preliminary Relief was filed before the U.S. District Court. The Stipulation requires implementation of short-term projects and initial planning measures by GWA. GWA is required to submit a final financial plan in the Master Plan that generates sufficient revenue to cover the cost of all compliance activities and deliverables required by the Stipulated Order for Preliminary Relief, as well as any other anticipated expenses, including any measures necessary to ensure compliance with the CWA and the SDWA and costs related to the infrastructure improvements identified in the Master Plan.

In 2006, the Stipulated Order was amended which required GWA to perform approximately \$220 million worth of capital improvement projects and perform other actions to bring GWA's system into compliance. However, GWA was unable to meet all deadlines set out in the amended Stipulated Order. The Court ordered the parties to stipulate as to scope of remaining projects and project completion dates; however, the parties were unable to reach an agreement on all items. In 2011, the Court issued an order setting new deadlines for the unfinished projects and establishing new projects that were not part of the amended Stipulated Order. As of September 30, 2019, the financial impact of the order has been estimated to cost approximately \$42 million.

K. Restatement

Subsequent to the issuance of the Guam Housing and Urban Renewal Authority (GHURA) 2018 financial statements, GHURA's management determined that capital assets were understated by \$817,423 and unearned revenue was overstated by \$4,985,444 as of September 30, 2018. As a result of this determination, the beginning net position of the aggregate discretely presented components units has been restated from the amount previously reported of \$137,520,399 to \$143,323,266.

GOVERNMENT OF GUAM

Notes to Financial Statements
September 30, 2019

(15) Subsequent Events

Judicial Building Loan

On January 16, 2020, GovGuam refinanced a loan facility by entering into a \$15,000,000 credit agreement for the purpose of funding the acquisition of real property, additional renovations to existing facilities, and repayment of the existing 2006 loan. The note is collateralized by the pledge and assignment of Judicial Building Fund revenues.

COVID-19

On March 11, 2020, the World Health Organization declared the novel strain of coronavirus (COVID-19) a global pandemic and recommended containment and mitigation measures worldwide. On March 13, 2020, President Donald J. Trump declared a national emergency within the United States. Following the national emergency declared by the U.S. President, on March 14, 2020, Governor Lourdes A. Leon Guerrero issued Executive Order 2020-03 declaring a public health emergency in response to the COVID-19 outbreak. Furthermore, Executive Order 2020-04 ordered the closure of all non-essential GovGuam offices, prohibited large gatherings, and restricted entry into Guam from countries with confirmed COVID-19 cases. As a result, schools and non-essential government agencies and private sector businesses temporarily closed. GovGuam closed its offices to the public and required all non-essential employees to work from home.

On March 28, 2020, the U.S. President signed a major disaster declaration for Guam and ordered federal assistance to supplement local recovery efforts in connection with the COVID-19 pandemic. Federal assistance in the form of grants from the U.S. Treasury, funding for Economic Impact Payments and Pandemic Unemployment Assistance has been made available to Guam under the provisions of the Coronavirus Aid, Relief, and Economic Security (CARES) Act and related legislation.

Because of the evolving nature of the COVID-19 pandemic and the federal and local responses thereto, GovGuam cannot predict the extent or duration of the outbreak. While the disruption is currently expected to be temporary, there is uncertainty around the duration. Therefore, GovGuam expects this emergency to negatively impact local tax collections and general economic conditions globally, nationally and locally, for which the related financial impact cannot be reasonably estimated at this time. GovGuam has resumed normal operations; however, many private sector businesses have either suspended their operations or are conducting business at reduced levels. In common with other States, tribal governments and territories, Guam is continuously evaluating the economic impact of these conditions.

GOVERNMENT OF GUAM

**REQUIRED SUPPLEMENTARY
INFORMATION**

YEAR ENDED SEPTEMBER 30, 2019

GOVERNMENT OF GUAM

Schedules of Required Supplementary Information

Schedule of Revenues, Expenditures by Department, and Changes in Deficit - Budget and Actual (Unaudited) General Fund (Fund 100 Only) Year Ended September 30, 2019

	Budgeted Amounts		Actual Amounts	Variance with
	Original	Final	(Budgetary Basis) (See Note 1)	Final Budget - Positive (Negative)
Revenues:				
Taxes:				
Income tax:				
Corporate	\$ 83,723,858	\$ 83,723,858	\$ 80,771,446	\$ (2,952,412)
Individual	66,411,501	66,411,501	77,858,144	11,446,643
Withholding taxes, interest and penalties	223,751,011	223,751,011	239,597,130	15,846,119
	<u>373,886,370</u>	<u>373,886,370</u>	<u>398,226,720</u>	<u>24,340,350</u>
Interest on tax refund payments	-	-	(2,439,441)	(2,439,441)
Provision for tax refund payments	(125,000,000)	(125,000,000)	(115,000,000)	10,000,000
	<u>248,886,370</u>	<u>248,886,370</u>	<u>280,787,279</u>	<u>31,900,909</u>
Gross receipts	291,994,899	311,528,514	314,946,414	3,417,900
Excise	3,102,098	3,102,098	3,535,038	432,940
Section 30 Federal income tax collections	78,000,000	78,000,000	77,046,768	(953,232)
Immigration fees	2,006,165	2,006,165	1,794,885	(211,280)
Indirect cost reimbursement	-	-	288,803	288,803
Contributions from component units	-	2,027,787	2,027,787	-
Other	6,531,502	7,105,818	7,066,319	(39,499)
	<u>630,521,034</u>	<u>652,656,752</u>	<u>687,493,293</u>	<u>34,836,541</u>
Expenditures by Department:				
Executive Branch:				
Office of I Maga'lahaen Guahan	8,074,824	8,667,853	7,635,947	1,031,906
Office of I Segundu Na Maga'lahaen Guahan	13,942	737,787	709,130	28,657
Bureau of Budget and Management Research	1,153,854	1,153,854	1,107,996	45,858
Civil Service Commission	938,018	938,018	920,643	17,375
Department of Administration	11,421,723	10,981,183	10,128,968	852,215
Guam Election Commission	1,441,542	1,687,218	1,624,282	62,936
Department of Revenue and Taxation	8,531,147	11,770,450	10,674,337	1,096,113
Bureau of Statistics and Plans	1,140,478	1,137,688	1,083,909	53,779
Department of Public Works	28,829	28,829	-	28,829
Office of the Attorney General	15,296,986	14,866,330	12,391,333	2,474,997
Guam Police Department	26,197,117	25,691,454	23,962,206	1,729,248
Department of Corrections	25,442,543	25,880,742	23,309,253	2,571,489
Department of Agriculture	3,137,410	2,947,066	2,839,328	107,738
Department of Public Health and Social Services	38,625,342	20,717,980	17,545,167	3,172,813
Department of Education	211,254,649	210,527,032	207,281,380	3,245,652
Department of Youth Affairs	5,715,833	5,715,831	5,624,736	91,095
Guam Behavioral Health and Wellness Center	840,918	880,883	533,655	347,228
Department of Labor	1,712,780	1,665,779	1,549,200	116,579
Department of Parks and Recreation	1,963	1,963	121	1,842
Department of Integrated Services for Individuals with Disabilities	365,718	365,718	351,552	14,166
Mayors' Council of Guam	2,798,775	2,996,190	2,765,053	231,137
Department of Land Management	89,462	506,189	294,329	211,860
Chief Medical Examiner	431,160	430,721	408,690	22,031
Department of Chamorro Affairs	158,510	-	-	-
Department of Military Affairs	765,151	211,024	168,390	42,634
Guam Fire Department	28,426,541	28,426,540	28,904,468	(477,928)
Payments to Component Units	50,169,453	50,241,815	50,238,248	3,567
GovGuam Retirement Fund appropriations	4,034,000	4,034,000	4,034,000	-
Miscellaneous appropriations	46,648,741	59,854,169	52,183,065	7,671,104
Other charges	-	-	190,551	(190,551)
Debt service	70,978,446	73,006,233	73,006,232	1
	<u>565,835,855</u>	<u>566,070,539</u>	<u>541,466,169</u>	<u>24,604,370</u>
Excess of revenues over expenditures	64,685,179	86,586,213	146,027,124	59,440,911
Other financing uses:				
Transfers out to other funds	(69,892,082)	(117,723,357)	(110,207,756)	7,515,601
Encumbrances for supplies and equipment ordered but not received are reported in the year the order is placed for budgetary purposes, but in the year the supplies are received for financial reporting purposes				
	<u>3,706,903</u>	<u>3,706,903</u>	<u>3,650,657</u>	<u>(56,246)</u>
Net change in deficit	\$ (1,500,000)	\$ (27,430,241)	\$ 39,470,025	\$ 66,900,266

See accompanying notes to required supplementary information - budgetary reporting.

GOVERNMENT OF GUAM

Notes to Required Supplementary Information – Budgetary Reporting September 30, 2019

(1) Budgetary Process

As required under law (5 GCA §4103 and §4106), the Governor directs the preparation and administration of the Executive Budget for GovGuam on an annual basis. The Executive Budget represents the Governor's financial proposal with recommended priorities for allocating resources. The budget process is important and necessary for the enactment of a budget and review of government operations. The Budget Process occurs in four (4) phases: formulation, adoption, execution, and audit.

During the *formulation phase*, the economic forecast and the program and financial plans are prepared for the various departments. Economic data and statistics are utilized in developing projected revenues for the upcoming fiscal year. Once revenues have been projected, a budget call is distributed to all the line agencies. This process starts when the Bureau of Budget and Management Research (BBMR) issues guidelines to each line agency in the preparation and development of their respective budgets. The formulation phase culminates in the transmittal of the Program and Financial Plan (Executive Budget) with the Governor's Budget Message to the Legislature for its consideration.

The *adoption phase* is the process in which the Legislature considers the Governor's proposal and passes the overall revenue and spending plan under a General Appropriations Bill. The Bill usually receives more detailed hearings within the auspices of the applicable legislative committees. Usually, a series of hearings will be called during which department heads and staff members give an overview of the Governor's proposed budget and are expected to provide explanations when their department's/agency's appropriations are considered. Finally, the Legislature may pass a General Appropriations Bill. The Bill is then transmitted to the Governor for approval. Other bills to include amendments during the fiscal year may be introduced for enactment into law.

The *execution phase* involves the release of funds appropriated per the General Appropriations Act. Each department prepares allotment of appropriations and may request revisions, legislative or administrative transfers, or supplemental appropriations. BBMR must approve such revisions to allotments. The Bureau also monitors and assists agencies in carrying out the approved budget in line with the established policies of the Governor.

The *audit phase* involves the evaluation of departments/agencies to identify areas in need of improving compliance procedures with applicable laws and regulations. During the audit phase, financial transactions, accounts and reports are assessed and analyzed to improve accountability, effectiveness, and efficiency in the achievement of goals and objectives. This phase is also to assure economic use of resources to enhance achievement of public services.

Budgetary control is maintained within the departmental level. Budget revisions during the year, reflecting program changes or intradepartmental transfers of an administrative nature, may be effective with certain executive and legislative branch approval. Unencumbered appropriations normally lapse at the end of each fiscal year unless they are designated by the Legislature as representing continuing appropriations.

See Accompanying Independent Auditors' Report.

GOVERNMENT OF GUAM

Notes to Required Supplementary Information – Budgetary Reporting
September 30, 2019

(1) Budgetary Process, Continued

The Budget Act for fiscal year 2019, Public Law No. 34-116, was approved for the Executive branch and the Legislative branch. Budgets for Special Revenue Funds and Capital Projects Funds are generally not submitted. Accordingly, a budget to actual presentation for Special Revenue Funds and Capital Projects Funds is not required or presented. The accompanying Schedule of Revenues, Expenditures by Department, and Changes in Deficit - Budget and Actual - General Fund presents solely the financial activities of the General Fund administered by the Department of Administration, and does not include the financial activities of the General Fund administered by the Guam Department of Education or the impact of implementation of Governmental Accounting Standards Board Statement No. 54, *Fund Balance Reporting and Governmental Fund Type Definitions*.

GovGuam's annual budget has been prepared on a basis that differs from governmental GAAP. Actual amounts in the accompanying budgetary comparison statements are presented on a budgetary basis, which includes outstanding encumbrances as a budgetary expenditure.

Encumbrance accounting is employed in governmental funds. For budgetary purposes, the encumbrances (i.e., purchase orders, contracts) are considered expenditures when incurred. For GAAP reporting purposes, encumbrances outstanding at year end are reported as reservations of fund balances and do not constitute expenditures or liabilities because the commitments will be reappropriated and honored during the subsequent fiscal year.

(2) Reconciliation of Budgetary Schedule

Net change in deficit - budgetary basis	\$ 39,470,025
Net change in deficit of GASB 54 Funds included within the General Fund	<u>(3,822,105)</u>
Net change in deficit - General Fund	\$ <u>35,647,920</u>

See Accompanying Independent Auditors' Report.

GOVERNMENT OF GUAM

Schedules of Required Supplementary Information

Schedule of Proportionate Share of the Net Pension Liability - Defined Benefits Plan
Last Ten Fiscal Years * (Unaudited)

	2019	2018	2017	2016	2015	2014
GovGuam's proportion of the Net Pension Liability	65.68%	66.37%	66.76%	67.12%	67.89%	65.67%
GovGuam's proportionate share of the Net Pension Liability	\$ 774,529,797	\$ 758,224,443	\$ 913,724,199	\$ 964,364,934	\$ 846,150,680	\$ 855,888,933
GovGuam's covered-employee payroll	\$ 339,282,413	\$ 334,928,846	\$ 336,105,940	\$ 344,400,292	\$ 345,454,482	\$ 341,308,988
GovGuam's proportionate share of the Net Pension Liability as a percentage of its covered-employee payroll	228.28%	226.38%	271.86%	280.01%	244.94%	250.77%
Plan fiduciary net position as a percentage of total Net Pension Liability	63.28%	60.63%	54.62%	52.32%	56.60%	53.94%

* Information for 2009 - 2013 is unavailable

See Accompanying Independent Auditors' Report.

GOVERNMENT OF GUAM

Schedules of Required Supplementary Information

Schedule of Proportionate Share of the Net Pension Liability - Ad Hoc
COLA/Supplemental Annuity Plan for DB Retirees
Last Ten Fiscal Years * (Unaudited)

	<u>2019</u>	<u>2018</u>	<u>2017</u>	<u>2016</u>	<u>2015</u>
GovGuam's proportion of the Net Pension Liability	71.01%	71.23%	71.03%	71.28%	71.81%
GovGuam's proportionate share of the Net Pension Liability	\$ 205,815,914	\$ 205,215,544	\$ 163,009,076	\$ 168,069,808	\$ 172,874,691
GovGuam's covered-employee payroll	\$ 364,896,582	\$ 362,062,434	\$ 359,650,844	\$ 364,484,080	\$ 362,608,539
GovGuam's proportionate share of the Net Pension Liability as a percentage of its covered-employee payroll	56.40%	56.68%	45.32%	46.11%	47.68%

* Information for 2009 - 2014 is unavailable

See Accompanying Independent Auditors' Report.

GOVERNMENT OF GUAM

Schedules of Required Supplementary Information

Schedule of Proportionate Share of the Net Pension Liability - Ad Hoc
COLA Plan for DCRS Retirees
Last Ten Fiscal Years * (Unaudited)

	<u>2019</u>	<u>2018</u>	<u>2017</u>	<u>2016</u>	<u>2015</u>
GovGuam's proportion of the Net Pension Liability	67.34%	66.82%	66.58%	66.29%	62.23%
GovGuam's proportionate share of the Net Pension Liability	\$ 33,228,464	\$ 41,731,494	\$ 41,070,407	\$ 34,546,678	\$ 30,578,387
GovGuam's covered-employee payroll	\$ 178,097,855	\$ 251,768,389	\$ 243,054,545	\$ 235,917,447	\$ 218,564,816
GovGuam's proportionate share of the Net Pension Liability as a percentage of its covered-employee payroll	18.66%	16.58%	16.90%	14.64%	13.99%

* Information for 2009 - 2014 is unavailable

See Accompanying Independent Auditors' Report.

GOVERNMENT OF GUAM

Schedules of Required Supplementary Information

Schedule of Pension, DB Ad Hoc COLA/Supplemental Annuity and DCRS Ad Hoc COLA Contributions
Last Ten Fiscal Years * (Unaudited)

	2019	2018	2017	2016	2015	2014
Statutorily required contribution	\$ 95,901,848	\$ 100,226,211	\$ 97,809,895	\$ 102,697,891	\$ 109,508,621	\$ 91,359,170
Contributions in relation to the contractually required contribution	<u>95,496,127</u>	<u>100,224,246</u>	<u>97,837,069</u>	<u>102,702,810</u>	<u>109,515,515</u>	<u>91,355,613</u>
Contribution deficiency (excess)	<u>\$ 405,721</u>	<u>\$ 1,965</u>	<u>\$ (27,174)</u>	<u>\$ (4,919)</u>	<u>\$ (6,894)</u>	<u>\$ 3,557</u>
GovGuam's covered-employee payroll	\$ 339,282,413	\$ 334,928,846	\$ 336,105,940	\$ 344,400,292	\$ 345,454,482	\$ 341,308,988
Contributions as a percentage of covered-employee payroll	28.15%	29.92%	29.11%	29.82%	31.70%	26.77%

* Information for 2009 - 2013 is unavailable

* Information for Ad Hoc COLA/Supplemental Annuities and Ad Hoc COLA contributions were not available for 2014.

See Accompanying Independent Auditors' Report.

GOVERNMENT OF GUAM

Schedules of Required Supplementary Information

Schedule of Changes in Total OPEB Liability and Related Ratios
Last Ten Fiscal Years* (Unaudited)

	<u>2019</u>	<u>2018</u>	<u>2017</u>	<u>2016</u>
Service cost	\$ 67,161,371	\$ 75,604,392	\$ 60,755,660	Not Available
Interest	62,201,095	54,820,281	55,807,121	Not Available
Change in benefit terms	-	-	-	Not Available
Differences between expected and actual experience	(355,223,202)	-	-	Not Available
Change of assumptions	(137,613,595)	(163,423,981)	185,450,394	Not Available
Benefit payments	<u>(31,348,666)</u>	<u>(28,412,827)</u>	<u>(28,412,827)</u>	Not Available
Net change in total OPEB liability	(394,822,997)	(61,412,135)	273,600,348	
Total OPEB liability - beginning	<u>1,669,874,024</u>	<u>1,731,286,159</u>	<u>1,457,685,811</u>	Not Available
Total OPEB liability - ending	<u>\$ 1,275,051,027</u>	<u>\$ 1,669,874,024</u>	<u>\$ 1,731,286,159</u>	<u>\$ 1,457,685,811</u>
Covered payroll as of valuation date	\$ 301,125,331	\$ 309,713,634	\$ 309,713,634	Not Available
Total OPEB liability as a percentage of covered payroll	423.43%	539.17%	559.00%	Not Available
Notes to schedule:				
<i>Discount rate</i>	4.18%	3.63%	3.058%	3.71%

Changes of benefit terms:
None.

Changes of assumptions:
Discount rate has changed from respective measurement dates.

* Information for 2009 - 2015 is not available

See Accompanying Independent Auditors' Report.

GOVERNMENT OF GUAM

Schedules of Required Supplementary Information

Schedule of the Proportionate Share of the Total OPEB Liability
Last Ten Fiscal Years * (Unaudited)

	<u>2019</u>	<u>2018</u>	<u>2017</u>	<u>2016</u>
GovGuam's proportion of the total OPEB Liability	68.01%	68.47%	68.35%	68.31%
GovGuam's proportionate share of the total OPEB Liability	\$ 1,275,051,027	\$ 1,669,874,024	\$ 1,731,286,159	\$ 1,457,685,811
GovGuam's covered-employee payroll	\$ 301,125,331	\$ 309,713,634	\$ 309,713,634	Not Available
GovGuam's proportionate share of the total OPEB Liability as a percentage of its covered-employee payroll	423.43%	539.17%	559.00%	Not Available
Plan fiduciary net position as a percentage of total OPEB Liability	0.00%	0.00%	0.00%	0.00%

* Information for 2009 - 2015 is not available

See Accompanying Independent Auditors' Report.

GOVERNMENT OF GUAM

Schedules of Required Supplementary Information

Schedule of OPEB Contributions
Last Ten Fiscal Years* (Unaudited)

	<u>2019</u>	<u>2018</u>	<u>2017</u>
Actuarially determined contribution	\$ 159,772,803	\$ 166,905,346	\$ 144,374,924
Contributions in relation to the actuarially determined contribution	<u>31,348,666</u>	<u>28,412,827</u>	<u>28,412,827</u>
Contribution deficiency	<u>\$ 128,424,137</u>	<u>\$ 138,492,519</u>	<u>\$ 115,962,097</u>
Covered payroll as of valuation date	\$ 301,125,331	\$ 309,713,634	\$ 309,713,634
Contributions as a percentage of covered payroll	10.41%	9.17%	9.17%

* Information for 2009 - 2016 is not available

See Accompanying Independent Auditors' Report.

GOVERNMENT OF GUAM

**OTHER SUPPLEMENTARY
INFORMATION**

YEAR ENDED SEPTEMBER 30, 2019

GOVERNMENT OF GUAM

General Fund
September 30, 2019

The General Fund is the most significant of GovGuam's funds. Most tax revenues and certain miscellaneous revenues are recorded in the General Fund. The General Fund is divided into several accounts. A brief discussion of the accounts that comprise GovGuam's General Fund as of September 30, 2019, follows.

Department of Administration – the Department of Administration is responsible for maintaining the financial data of all line agencies of GovGuam with the exception of the Department of Education.

Guam Department of Education - the Guam Department of Education (GDOE), formerly known as the Guam Public School System, is a line agency of GovGuam. This fund is maintained separately by the Department of Education.

Department of Education Operations Fund - this fund was created by Public Law 28-68 to account for local appropriations to cover the operational expenses of the Guam Department of Education and any use associated with the Guam Department of Education, as determined in the Department of Education budget in accordance with 10 GCA Chapter 3, by the Guam Education Policy Board or the laws of Guam. This fund is maintained within the Department of Administration.

Agana Fractional Lots Program Fund - The Agana Fractional Lots Program Fund was initially established to account for transactions relevant to the Agana Fractional Lot Program dating back to the 1960s. Such transactions may involve the condemnation and seizure of lands from property owners by GovGuam and the compensation of those seized lands to the property owners.

Better Public Service Fund - This fund was created by Public Law 29-002 to account for 10% of all fees and license revenues received by the Department of Revenue and Taxation (DRT) for the purpose of improving and modernizing systems used to provide DRT services, including on-line filing of taxes, renewal of licenses and permits, upgrades of computer hardware/software to improve record retrieval by members of the public, and the training of DRT staff in technical skills and customer service.

Census 2020 Fund - This fund accounts for all activities of the United States Census 2020 conducted by the Guam Census Office.

DMHSA Receiver Fund - This fund accounts for all activities of the Federal Management Team associated with the Permanent Injunction requiring GovGuam to provide treatment and develop programs to mentally ill patients residing on Guam.

DOC Inmates Revolving Fund - The fund was created by Executive Order 94-17 and is administered by the Department of Corrections. Revenues are generated from funds collected for housing U.S. prisoners and detainees, meals charged to DOC employees, and sale of wet garbage to private persons. Expenditures are for purchases of clothing, food, equipment, medical supplies and medicines for prisoners and detainees.

D.O.D. Contract Fund - This fund was created by the Department of Administration to account for funds from the United States Department of Defense to the Department of Education (D.O.E.) specifically to provide for fixed tuition payment per eligible D.O.D. student enrolled in the Guam D.O.E. system and for the recruitment of qualified teachers. This fund is not subject to the provisions of OMB Circular A-133.

DPHSS Sanitary Inspection Revolving Fund - This fund was created by the Department of Public Health and Social Services to account for the overall cost of conducting sanitary inspections of temporary workforce housing and other required inspections.

Exxon Fuel Overcharge Fund - This fund was created based on a federal court decision against the Exxon Corporation. Guam was allocated some three million dollars as its share of the settlement. Expenditures are limited to Federal Energy Programs. Revenues are from interest earned on this fund's interest bearing account. This fund is administered by the Guam Energy Office.

Financial Management Revolving Fund - This fund was created by Executive Order No. 2002-12 for costs associated with the handling and accounting for monies and deposits to be charged for treasury services related to the Financial Management Division.

See Accompanying Independent Auditors' Report.

GOVERNMENT OF GUAM

General Fund, Continued
September 30, 2019

General Services Agency (GSA) Fund - GSA is maintained within the Department of Administration as the centralized procurement and warehousing for departments and agencies of GovGuam. Additionally, GSA oversees the delegation of procurement authority of approximately eleven departments and agencies.

GSA Inventory Revolving Fund - This fund was created for the purchase and replenishment of items to be carried in the supplies inventory maintained in the warehouse operated by GSA.

Government Claims Fund - This fund was created by Public Law 17-029 in order to pay for claims against any line agency of GovGuam. The sources of revenue are obtained from legislative appropriations. The Attorney General administers this fund and designates which claims shall be paid.

Guam Geodetic Network Fund - This fund was created by Public Law 23-31 for the purpose of accounting for the updating of the 1963 geodetic network by the Department of Land Management.

Guam Memorial Hospital Authority Medicaid Matching Fund - This fund was created by Public Law 32-68 for the purpose of payment of bills for services incurred by qualified Medicaid recipients provided at Guam Memorial Hospital.

Guam Memorial Hospital Authority Pharmaceuticals Fund - This fund was created by Public Law 28-68 for the purpose of accounting for 5.61% of all gross receipts taxes collected in Guam for appropriation by *Liheslaturan Guahan* to fund all pharmaceutical, drug and medicine requirements for Guam Memorial Hospital.

Guam Telephone Authority Privatization Proceeds Fund - This fund was created by Public Law 26-70 to account for the proceeds realized from the sale of the Guam Telephone Authority.

Housing Revolving Fund - This fund is maintained to account for the leasing of Government of Guam housing units to both private individuals and public organizations. Funding of this program is provided by both rental fees and Government contributions.

Human Resource Services Revolving Fund - This fund was created by Executive Order No. 2002-01 for administrative costs and supplies and equipment costs associated within the areas of classification and pay, recruitment, records, employee benefits, test development, employee management relations, training and development, as well as the Drug-Free Workplace Program of the Human Resources Division.

Income Tax Refund Reserve Fund - This fund was created by Public Law 22-140 for the purpose of receiving General Fund revenues reserved for income tax refund payments. This fund is not subject to any transfer authority of the Governor of Guam.

Income Tax Efficiency Payment Fund - This fund was created by Public Law 26-74 for the purpose of improving the efficiency of tax refund payments by hiring temporary income tax return processors, training of Department of Revenue and Taxation employees, and the purchase of computer and other equipment to quickly process income tax returns.

Legislature Operations Fund - The Guam Legislature was created by the Organic Act of Guam, as amended. It is a unicameral body of 15 members elected bi-annually. It meets in two regular year-round sessions. Funding is provided through General Fund appropriations.

Medically Indigent Program Payment Revolving Fund - This fund was created by Public Law 25-164 to be used for the payment of any authorized Medically Indigent Program obligation, regardless of when the obligation was incurred.

Off-Island Treatment Fund - This fund was created by Public Law 20-220 to be administered by the Director of Administration. Monies from the fund shall be expended upon order of the Superior Court of Guam to send a person under the jurisdiction of the court off-island for residential care arising from a physical, mental or emotional handicap or a severe emotional disturbance. Monies shall be expended for diagnosis, evaluation and treatment fees, medical and incidental expenses, room and board and transportation costs.

Office of Public Accountability Fund - The Office of Public Accountability was created by Public Law 21-122 as an instrumentality of GovGuam, independent of the executive, legislative and judicial branches.

See Accompanying Independent Auditors' Report.

GOVERNMENT OF GUAM

General Fund, Continued
September 30, 2019

Public Defender Service Corporation Alternate Public Defender (APD) Fund – This fund was created to account for the operations of the APD within the Public Defender Service Corporation (PDSC) to provide legal services on court appointed matters of conflict cases by the PDSC.

Public Defender Service Corporation Operations Fund – This fund was created by Public Law 13-51 to provide effective legal aid and assistance to those persons on Guam who are unable to afford counsel.

State Agency for Surplus Property Fund – This fund was created for the disposal of salvage and surplus personal property from GovGuam agencies and departments.

Stripperwell Overcharge Fund - This fund was created based on a federal court decision against Stripperwell. As with the Exxon Overcharge Fund, Guam was allocated a share of the settlement. Expenditures are limited to Federal Energy Programs. Revenues are from interest earned on this fund's interest bearing account. This fund is administered by the Guam Energy Office.

Supplemental Annuity Benefits Fund - This fund was created by Public Law 27-29 for the purpose of accounting for the payment of retiree supplemental annuity benefits by the Department of Administration.

Supplemental Appropriations Revenue Fund - This fund was created by Public Law 31-74 to ensure that various GovGuam agencies "deemed vital" would be funded, despite limited resources available.

Unified Courts of Guam Fund - The fund was created as an independent judicial branch of GovGuam to account for the operations of the Supreme Court of Guam and the Superior Court of Guam. Funding is provided primarily through Government of Guam General Fund appropriations.

Water System Revenue Bond Fund - This fund is used to account for an assignment of Section 30 funds required by: (i) the Limited Obligation (Section 30) Bond Series A 2001 bond indenture to redeem bond principal and to pay bond interest as such becomes due; and (ii) a \$10,000,000 promissory bank note.

Limited Obligation Bond Series A 2016 Fund - This fund is used to account for funds required by the Limited Obligation Bond Series A 2016 bond indenture to redeem bond principal and to pay bond interest as such becomes due.

General Obligation Bond Series A 2019 Fund - This fund is used to account for funds transferred from the Solid Waste Operations Fund to redeem bond principal and to pay bond interest as such becomes due.

See Accompanying Independent Auditors' Report.

GOVERNMENT OF GUAM
Combining Schedule of Balance Sheet Accounts
General Fund
September 30, 2019

AS/400 Fund Number	100	618	309	628	633	255	214	106	638	104	299	229	
	Department of Administration	Guam Department of Education	Department of Education Operations	Agana Fractional Lots Program	Better Public Service	Census 2020	DMHSA Receiver	DOC Inmates Revolving	D.O.D. Contract	DPHSS Sanitary Inspection Revolving	Exxon Fuel Overcharge	Financial Management Revolving	General Services Agency
ASSETS													
Cash and cash equivalents	\$ 27,326,172	\$ 9,485,438	\$ -	\$ -	\$ -	\$ 625,252	\$ 96,262	\$ -	\$ 1,891	\$ 584,851	\$ 97,090	\$ -	\$ -
Investments	210,009	-	-	-	-	-	-	-	-	-	-	-	-
Receivables, net:													
Taxes	57,084,996	-	-	-	-	-	-	-	-	-	-	-	-
Federal agencies	12,456,920	-	-	-	-	-	-	-	-	-	-	-	-
Other	216,236	43,278	-	90,169	-	-	-	-	-	-	28,738	19,661	-
Due from other funds	72,083,892	5,698,364	5,028	-	-	137,248	-	-	46	-	-	237,409	53,120
Due from private purpose trust funds	-	-	-	-	-	-	-	-	-	-	-	-	-
Inventories	-	-	-	-	-	-	-	-	-	-	-	-	-
Prepayments	4,570,067	664,928	-	-	-	-	-	-	-	-	-	-	-
Deposits and other assets	1,000,000	-	-	-	-	-	-	-	-	-	-	-	-
Restricted assets:													
Cash and cash equivalents	64,492,876	-	-	-	-	-	-	-	-	-	-	-	-
Total assets	\$ 239,441,168	\$ 15,892,008	\$ 5,028	\$ 90,169	\$ -	\$ 762,500	\$ 96,262	\$ -	\$ 1,937	\$ 584,851	\$ 125,828	\$ 257,070	\$ 53,120
LIABILITIES AND FUND BALANCE (DEFICIT)													
Accounts payable	\$ 50,099,094	\$ 11,319,448	\$ -	\$ -	\$ -	\$ -	\$ 525,279	\$ -	\$ -	\$ -	\$ 187	\$ -	\$ -
Accrued payroll and other	5,123,813	7,391,273	-	-	-	23,634	-	-	-	2,254	2,494	10,188	-
Due to component units	6,900,816	-	-	-	-	-	-	-	-	-	-	-	-
Due to other funds	39,516,128	-	-	-	107,929	-	-	1,023,944	-	61,908	148,173	-	-
Unearned revenue	69,928,937	-	-	-	-	-	-	-	-	-	-	-	-
Provision for tax refunds	125,857,509	-	-	-	-	-	-	-	-	-	-	-	-
COLA liability	4,531,673	-	-	-	-	-	-	-	-	-	-	-	-
Deposits and other liabilities	11,451,284	3,633,383	-	-	-	-	-	-	748	-	-	-	-
Total liabilities	313,409,254	22,344,104	-	-	107,929	23,634	525,279	1,023,944	748	64,162	150,854	10,188	-
Fund balance (deficit):													
Non-spendable	1,000,000	-	-	-	-	-	-	-	-	-	-	-	-
Restricted	58,595,879	-	-	-	-	-	-	-	-	-	-	-	-
Committed	-	1,658,237	5,028	90,169	-	738,866	-	-	1,189	520,689	-	246,882	53,120
Unassigned	(133,563,965)	(8,110,333)	-	-	(107,929)	-	(429,017)	(1,023,944)	-	-	(25,026)	-	-
Total fund balance (deficit)	(73,968,086)	(6,452,096)	5,028	90,169	(107,929)	738,866	(429,017)	(1,023,944)	1,189	520,689	(25,026)	246,882	53,120
Total liabilities and fund balance (deficit)	\$ 239,441,168	\$ 15,892,008	\$ 5,028	\$ 90,169	\$ -	\$ 762,500	\$ 96,262	\$ -	\$ 1,937	\$ 584,851	\$ 125,828	\$ 257,070	\$ 53,120

(continued)

GOVERNMENT OF GUAM
Combining Schedule of Balance Sheet Accounts
General Fund
September 30, 2019

AS/400 Fund Number	404	649	239	659	617	616	201	298	303	321		293	329	
	GSA Inventory Revolving	Guam Geodetic Network	Government Claims	Guam Memorial Hospital Authority Medicaid	Guam Memorial Hospital Authority Pharmaceuticals	Guam Telephone Authority Privatization Proceeds	Housing Revolving	Human Resources Services Revolving	Income Tax Refund Reserve	Income Tax Efficiency Payment	Legislature Operations	Medically Indigent Program Payment Revolving	Off-Island Treatment	Office of Public Accountability
ASSETS														
Cash and cash equivalents	\$ -	\$ -	\$ -	\$ -	\$ -	\$ -	\$ -	\$ -	\$ -	\$ 15,963,572	\$ 2,161,240	\$ -	\$ -	\$ 304,676
Investments	-	-	-	-	-	-	-	-	-	-	-	-	-	-
Receivables, net:														
Taxes	-	-	-	-	-	-	-	-	-	-	-	-	-	-
Federal agencies	-	-	-	-	-	-	-	-	-	-	-	-	-	16,754
Other	-	-	-	-	-	595,887	301,979	-	-	-	29,043	-	-	32,293
Due from other funds	-	-	-	-	-	203,899	1,870	95,400	5,711,247	-	-	3,968,996	-	-
Due from private purpose trust funds	-	-	-	-	-	-	-	-	-	-	-	-	-	-
Inventories	2,775,801	-	-	-	-	-	-	-	-	-	-	-	-	-
Prepayments	-	-	-	-	-	-	-	-	-	-	-	-	-	-
Deposits and other assets	-	-	-	-	-	-	-	-	-	-	-	-	-	-
Restricted assets:														
Cash and cash equivalents	-	-	-	-	-	-	-	-	-	-	-	-	-	-
Total assets	<u>\$ 2,775,801</u>	<u>\$ -</u>	<u>\$ -</u>	<u>\$ -</u>	<u>\$ -</u>	<u>\$ 799,786</u>	<u>\$ 303,849</u>	<u>\$ 95,400</u>	<u>\$ 5,711,247</u>	<u>\$ 15,963,572</u>	<u>\$ 2,190,283</u>	<u>\$ 3,968,996</u>	<u>\$ -</u>	<u>\$ 353,723</u>
LIABILITIES AND FUND BALANCE (DEFICIT)														
Accounts payable	\$ -	\$ -	\$ -	\$ -	\$ -	\$ -	\$ -	\$ -	\$ -	\$ -	\$ 47,679	\$ 3,367,578	\$ -	\$ 18,388
Accrued payroll and other	-	-	-	-	-	-	-	-	-	-	116,267	-	-	-
Due to component units	-	-	-	-	-	-	-	-	-	-	-	-	-	-
Due to other funds	1,781,505	7,125	-	215,851	391,735	-	-	-	-	15,682,531	-	-	-	-
Unearned revenue	-	-	-	-	-	-	-	-	-	-	-	-	-	-
Provision for tax refunds	-	-	-	-	-	-	-	-	5,192,264	-	-	-	-	-
COLA liability	-	-	-	-	-	-	-	-	-	-	-	-	-	-
Deposits and other liabilities	-	-	-	-	-	-	8,894	-	-	-	726,084	-	13,213	-
Total liabilities	<u>1,781,505</u>	<u>7,125</u>	<u>-</u>	<u>215,851</u>	<u>391,735</u>	<u>-</u>	<u>8,894</u>	<u>-</u>	<u>5,192,264</u>	<u>15,682,531</u>	<u>890,030</u>	<u>3,367,578</u>	<u>13,213</u>	<u>18,388</u>
Fund balance (deficit):														
Non-spendable	994,296	-	-	-	-	-	-	-	-	-	-	-	-	-
Restricted	-	-	-	-	-	-	-	-	-	-	-	-	-	-
Committed	-	-	-	-	-	799,786	294,955	95,400	518,983	281,041	1,300,253	601,418	-	335,335
Unassigned	-	(7,125)	-	(215,851)	(391,735)	-	-	-	-	-	-	-	(13,213)	-
Total fund balance (deficit)	<u>994,296</u>	<u>(7,125)</u>	<u>-</u>	<u>(215,851)</u>	<u>(391,735)</u>	<u>799,786</u>	<u>294,955</u>	<u>95,400</u>	<u>518,983</u>	<u>281,041</u>	<u>1,300,253</u>	<u>601,418</u>	<u>(13,213)</u>	<u>335,335</u>
Total liabilities and fund balance (deficit)	<u>\$ 2,775,801</u>	<u>\$ -</u>	<u>\$ -</u>	<u>\$ -</u>	<u>\$ -</u>	<u>\$ 799,786</u>	<u>\$ 303,849</u>	<u>\$ 95,400</u>	<u>\$ 5,711,247</u>	<u>\$ 15,963,572</u>	<u>\$ 2,190,283</u>	<u>\$ 3,968,996</u>	<u>\$ -</u>	<u>\$ 353,723</u>

(continued)

GOVERNMENT OF GUAM
Combining Schedule of Balance Sheet Accounts
General Fund
September 30, 2019

AS/400 Fund Number	314		103		607		645		355		363		364		Combined Total	Eliminating Entries	Total
	Public Defender Service Corporation (APD)	Public Defender Service Corporation (Operations)	State Agency for Surplus Property	StripperWell Overcharge	Supplemental Annuity Benefits	Supplemental Appropriations Revenue	Unified Courts of Guam	Water System Revenue Bond Debt Service	Limited Obligation Series A 2016 Debt Service	General Obligation Series A 2019 Debt Service							
ASSETS																	
Cash and cash equivalents	\$ 486,289	\$ 1,211,136	\$ 82,584	\$ 14,731	\$ -	\$ 245	\$ 2,430,356	\$ 8,171,584	\$ 84	\$ -	\$ -	\$ 69,043,453	\$ -	\$ -	\$ 69,043,453	\$ -	\$ 69,043,453
Investments	-	-	-	-	-	-	-	-	-	-	-	210,009	-	-	210,009	-	210,009
Receivables, net:																	
Taxes	-	-	-	-	-	-	-	-	-	-	-	57,084,996	-	-	57,084,996	-	57,084,996
Federal agencies	-	-	-	-	-	-	774,053	-	-	-	-	13,247,727	-	-	13,247,727	-	13,247,727
Other	2,757	9,258	19,514	-	-	-	29,410	-	-	-	-	1,418,223	(726,084)	-	692,139	-	692,139
Due from other funds	-	-	-	-	-	-	2,336,646	-	-	-	-	90,533,165	(40,737,624)	-	49,795,541	-	49,795,541
Due from private purpose trust funds	-	-	-	-	-	-	2,909,184	-	-	-	-	2,909,184	-	-	2,909,184	-	2,909,184
Inventories	-	-	165,412	-	-	-	-	-	-	-	-	2,941,213	-	-	2,941,213	-	2,941,213
Prepayments	-	-	-	-	-	-	-	-	-	-	-	5,234,995	-	-	5,234,995	-	5,234,995
Deposits and other assets	-	-	-	-	-	-	2,572	-	-	-	-	1,002,572	-	-	1,002,572	-	1,002,572
Restricted assets:																	
Cash and cash equivalents	-	-	-	-	-	-	-	-	21,181,445	730,669	-	86,404,990	-	-	86,404,990	-	86,404,990
Total assets	\$ 489,046	\$ 1,220,394	\$ 267,510	\$ 14,731	\$ -	\$ 245	\$ 8,482,221	\$ 8,171,584	\$ 21,181,529	\$ 730,669	\$ -	\$ 330,030,527	\$ (41,463,708)	\$ -	\$ 288,566,819	\$ -	\$ 288,566,819
LIABILITIES AND FUND BALANCE (DEFICIT)																	
Accounts payable	\$ 4,456	\$ 13,622	\$ -	\$ 188	\$ -	\$ -	\$ 1,184,403	\$ 4,100	\$ -	\$ 3,500	\$ -	\$ 66,587,922	\$ -	\$ -	\$ 66,587,922	\$ -	\$ 66,587,922
Accrued payroll and other	-	1,087	3,062	-	-	-	212,398	-	-	-	-	12,886,470	-	-	12,886,470	-	12,886,470
Due to component units	-	-	-	-	-	-	-	-	-	-	-	6,900,816	-	-	6,900,816	-	6,900,816
Due to other funds	-	-	88,688	-	-	-	-	10,958,345	-	-	-	69,983,862	(40,737,624)	-	29,246,238	-	29,246,238
Unearned revenue	-	-	-	-	-	-	-	-	-	-	-	69,928,937	-	-	69,928,937	-	69,928,937
Provision for tax refunds	-	-	-	-	-	-	-	-	-	-	-	131,049,773	-	-	131,049,773	-	131,049,773
COLA liability	-	-	-	-	-	-	-	-	-	-	-	4,531,673	-	-	4,531,673	-	4,531,673
Deposits and other liabilities	-	16,051	-	-	-	14,012	98,348	-	-	-	-	15,962,017	(726,084)	-	15,235,933	-	15,235,933
Total liabilities	4,456	30,760	91,750	188	-	14,012	1,495,149	10,962,445	-	3,500	-	377,831,470	(41,463,708)	-	336,367,762	-	336,367,762
Fund balance (deficit):																	
Non-spendable	-	-	175,760	-	-	-	-	-	-	-	-	2,170,056	-	-	2,170,056	-	2,170,056
Restricted	-	-	-	-	-	-	-	-	21,181,445	727,169	-	80,504,493	-	-	80,504,493	-	80,504,493
Committed	484,590	1,189,634	-	14,543	-	-	6,987,072	-	-	-	-	16,217,190	-	-	16,217,190	-	16,217,190
Unassigned	-	-	-	-	-	(13,767)	-	(2,790,861)	84	-	-	(146,692,682)	-	-	(146,692,682)	-	(146,692,682)
Total fund balance (deficit)	484,590	1,189,634	175,760	14,543	-	(13,767)	6,987,072	(2,790,861)	21,181,529	727,169	-	(47,800,943)	-	-	(47,800,943)	-	(47,800,943)
Total liabilities and fund balance (deficit)	\$ 489,046	\$ 1,220,394	\$ 267,510	\$ 14,731	\$ -	\$ 245	\$ 8,482,221	\$ 8,171,584	\$ 21,181,529	\$ 730,669	\$ -	\$ 330,030,527	\$ (41,463,708)	\$ -	\$ 288,566,819	\$ -	\$ 288,566,819

GOVERNMENT OF GUAM
 Combining Schedule of Revenues, Expenditures by Function, and Changes in Fund Balance (Deficit) Accounts
 General Fund
 Year Ended September 30, 2019

AS/400 Fund Number	100	618	309	628	633	255	214	106	638	104	299	229	
	Department of Administration	Guam Department of Education	Department of Education Operations	Agana Fractional Lots Program	Better Public Service	Census 2020	DMHSA Receiver	DOC Inmates Revolving	D.O.D. Contract	DPHSS Sanitary Inspection Revolving	Exxon Fuel Overcharge	Financial Management Revolving	General Services Agency
Revenues:													
Taxes:													
Income	\$ 280,787,279	\$ -	\$ -	\$ -	\$ -	\$ -	\$ -	\$ -	\$ -	\$ -	\$ -	\$ -	\$ -
Gross receipts	314,946,414	-	-	-	-	-	-	-	-	-	-	-	-
Excise	3,535,038	-	-	-	-	-	-	-	-	-	-	-	-
Section 30 Federal income tax collections	77,046,768	-	-	-	-	-	-	-	-	-	-	-	-
Intergovernmental	-	2,155,765	-	-	-	1,893,389	-	-	-	-	-	-	-
Licenses and permits	-	-	-	-	19,760	-	-	-	-	111,275	-	185,471	2,014
Charges for services	1,794,885	435,889	-	-	-	-	-	483,958	-	-	-	-	-
Fines and forfeits	-	-	-	-	-	-	-	-	-	-	-	-	-
Interest and investment earnings	1,021,904	-	-	-	-	638	655	-	2	685	1,929	-	-
Indirect cost reimbursement	288,803	-	-	-	-	-	-	-	-	-	-	-	-
Contributions from component units	2,027,787	800,801	-	-	-	-	-	-	-	-	-	-	-
Other	6,044,415	-	-	-	-	-	-	-	-	-	-	-	-
Total revenues	687,493,293	3,392,455	-	-	19,760	1,894,027	655	483,958	2	111,960	1,929	185,471	2,014
Expenditures by Function:													
Current:													
General government	31,704,954	-	-	-	1,547,762	-	-	-	-	-	750	83,795	-
Protection of life and property	93,466,454	-	-	-	-	-	-	1,567,383	-	-	-	-	-
Public health	3,268,127	-	-	-	-	-	366,178	-	-	91,573	-	-	-
Community services	13,297,990	-	-	-	-	-	-	-	-	-	-	-	-
Recreation	121	-	-	-	-	-	-	-	-	-	-	-	-
Individual and collective rights	6,213,802	-	-	-	-	-	-	-	-	-	-	-	-
Public education	-	221,117,591	-	-	-	-	-	-	-	-	-	-	-
Environmental protection	-	-	-	-	-	-	-	-	-	-	36,965	-	-
Economic development	3,878,196	-	-	-	-	1,155,161	-	-	-	-	-	-	-
Payments to:													
GovGuam Retirement Fund	4,034,000	-	-	-	-	-	-	-	-	-	-	-	-
Guam Community College	17,099,995	-	-	-	-	-	-	-	-	-	-	-	-
Guam Memorial Hospital Authority	1,720,051	-	-	-	-	-	-	-	-	-	-	-	-
University of Guam	31,418,202	-	-	-	-	-	-	-	-	-	-	-	-
Miscellaneous appropriations	51,437,367	-	-	-	-	-	-	-	-	-	-	-	-
Debt service:													
Principal retirement	24,360,000	4,245,215	-	-	-	-	-	-	-	-	-	-	-
Bond issuance costs	-	-	-	-	-	-	-	-	-	-	-	-	-
Interest and fiscal charges	48,646,232	20,403,825	-	-	-	-	-	-	-	-	-	-	-
Total expenditures	330,545,491	245,766,631	-	-	1,547,762	1,155,161	366,178	1,567,383	-	91,573	37,715	83,795	-
Excess (deficiency) of revenues over (under) expenditures	356,947,802	(242,374,176)	-	-	(1,528,002)	738,866	(365,523)	(1,083,425)	2	20,387	(35,786)	101,676	2,014
Other financing sources (uses):													
Transfers in from other funds	-	233,690,028	200,947,408	-	1,661,509	-	-	-	-	-	-	-	-
Transfers out to other funds	(317,477,777)	-	(200,947,408)	-	-	-	-	-	-	-	-	-	-
Total other financing sources (uses), net	(317,477,777)	233,690,028	-	-	1,661,509	-	-	-	-	-	-	-	-
Net change in fund balances (deficit)	39,470,025	(8,684,148)	-	-	133,507	738,866	(365,523)	(1,083,425)	2	20,387	(35,786)	101,676	2,014
Fund balances (deficit) at beginning of year	(113,438,111)	2,232,052	5,028	90,169	(241,436)	-	(63,494)	59,481	1,187	500,302	10,760	145,206	51,106
Fund balances (deficit) at end of year	\$ (73,968,086)	\$ (6,452,096)	\$ 5,028	\$ 90,169	\$ (107,929)	\$ 738,866	\$ (429,017)	\$ (1,023,944)	\$ 1,189	\$ 520,689	\$ (25,026)	\$ 246,882	\$ 53,120

(continued)

GOVERNMENT OF GUAM
 Combining Schedule of Revenues, Expenditures by Function, and Changes in Fund Balance (Deficit) Accounts
 General Fund
 Year Ended September 30, 2019

AS/400 Fund Number	404	649	239	659	617	616	201	298	303	321		293	329	
	GSA Inventory Revolving	Guam Geodetic Network	Government Claims	Guam Memorial Hospital Authority Medicaid	Guam Memorial Hospital Authority Pharmaceuticals	Guam Telephone Authority Privatization Proceeds	Housing Revolving	Human Resources Services Revolving	Income Tax Refund Reserve	Income Tax Efficiency Payment	Legislature Operations	Medically Indigent Program Payment Revolving	Off-Island Treatment	Office of Public Accountability
Revenues:														
Taxes:														
Income	\$ -	\$ -	\$ -	\$ -	\$ -	\$ -	\$ -	\$ -	\$ -	\$ -	\$ -	\$ -	\$ -	\$ -
Gross receipts	-	-	-	-	-	-	-	-	-	-	-	-	-	-
Excise	-	-	-	-	-	-	-	-	-	-	-	-	-	-
Section 30 Federal income tax collections	-	-	-	-	-	-	-	-	-	-	-	-	-	-
Intergovernmental	-	-	-	-	-	-	-	-	-	-	-	-	-	-
Licenses and permits	244,972	-	-	-	-	-	-	23,825	-	-	-	-	-	-
Charges for services	-	-	-	-	-	-	-	-	-	-	-	-	-	-
Fines and forfeits	-	-	-	-	-	-	-	-	-	-	-	-	-	-
Interest and investment earnings	-	-	-	-	-	-	-	-	-	105	4,009	-	-	3,118
Indirect cost reimbursement	-	-	-	-	-	-	-	-	-	-	-	-	-	-
Contributions from component units	-	-	-	-	-	-	-	-	-	-	-	-	-	-
Other	-	-	-	-	-	-	-	-	-	-	1,500	1,263,146	-	-
Total revenues	244,972	-	-	-	-	-	-	23,825	-	105	5,509	1,263,146	-	3,118
Expenditures by Function:														
Current:														
General government	1,695,638	7,125	104,514	-	-	-	-	23,325	-	-	8,126,224	-	2,295,984	1,195,108
Protection of life and property	-	-	-	-	-	-	-	-	-	-	-	-	-	-
Public health	-	-	-	-	-	-	-	-	-	-	-	-	-	-
Community services	-	-	-	-	-	-	-	-	-	-	-	11,522,232	-	-
Recreation	-	-	-	-	-	-	-	-	-	-	-	-	-	-
Individual and collective rights	-	-	-	-	-	-	-	-	-	-	-	-	-	-
Public education	-	-	-	-	-	-	-	-	-	-	-	-	-	-
Environmental protection	-	-	-	-	-	-	-	-	-	-	-	-	-	-
Economic development	-	-	-	-	-	-	-	-	-	-	-	-	-	-
Payments to:														
GovGuam Retirement Fund	-	-	-	-	-	-	-	-	-	-	-	-	-	-
Guam Community College	-	-	-	-	-	-	-	-	-	-	-	-	-	-
Guam Memorial Hospital Authority	-	-	-	-	19,504,263	-	-	-	-	-	-	-	-	-
University of Guam	-	-	-	-	-	-	-	-	-	-	-	-	-	-
Miscellaneous appropriations	-	-	-	-	-	-	-	-	-	-	-	-	-	-
Debt service:														
Principal retirement	-	-	-	-	-	-	-	-	-	-	-	-	-	-
Bond issuance costs	-	-	-	-	-	-	-	-	-	-	-	-	-	-
Interest and fiscal charges	-	-	-	-	-	-	-	-	-	-	-	-	-	-
Total expenditures	1,695,638	7,125	104,514	-	19,504,263	-	-	23,325	-	-	8,126,224	11,522,232	2,295,984	1,195,108
Excess (deficiency) of revenues over (under) expenditures	(1,450,666)	(7,125)	(104,514)	-	(19,504,263)	-	-	500	-	105	(8,120,715)	(10,259,086)	(2,295,984)	(1,191,990)
Other financing sources (uses):														
Transfers in from other funds	-	-	104,514	-	19,112,512	-	-	-	-	-	8,634,680	10,842,234	2,295,984	1,258,375
Transfers out to other funds	-	-	-	(215,851)	-	-	-	-	-	-	(113,553)	-	-	-
Total other financing sources (uses), net	-	-	104,514	(215,851)	19,112,512	-	-	-	-	-	8,521,127	10,842,234	2,295,984	1,258,375
Net change in fund balances (deficit)	(1,450,666)	(7,125)	-	(215,851)	(391,751)	-	-	500	-	105	400,412	583,148	-	66,385
Fund balances (deficit) at beginning of year	2,444,962	-	-	-	16	799,786	294,955	94,900	518,983	280,936	899,841	18,270	(13,213)	268,950
Fund balances (deficit) at end of year	\$ 994,296	\$ (7,125)	\$ -	\$ (215,851)	\$ (391,735)	\$ 799,786	\$ 294,955	\$ 95,400	\$ 518,983	\$ 281,041	\$ 1,300,253	\$ 601,418	\$ (13,213)	\$ 335,335

(continued)

GOVERNMENT OF GUAM
 Combining Schedule of Revenues, Expenditures by Function, and Changes in Fund Balance (Deficit) Accounts
 General Fund
 Year Ended September 30, 2019

AS/400 Fund Number	314		103	607		645		355		363		364		Combined Total	Eliminating Entries	Total
	Public Defender Service Corporation (APD)	Public Defender Service Corporation (Operations)	State Agency for Surplus Property	StripperWell Overcharge	Supplemental Annuity Benefits	Supplemental Appropriations Revenue	Unified Courts of Guam	Water System Revenue Bond Debt Service	Limited Obligation Series A 2016 Debt Service	General Obligation Series A 2019 Debt Service						
Revenues:																
Taxes:																
Income	\$ -	\$ -	\$ -	\$ -	\$ -	\$ -	\$ -	\$ -	\$ -	\$ -	\$ -	\$ -	\$ -	\$ 280,787,279	\$ -	\$ 280,787,279
Gross receipts	-	-	-	-	-	-	-	-	-	-	-	-	-	314,946,414	-	314,946,414
Excise	-	-	-	-	-	-	-	-	-	-	-	-	-	3,535,038	-	3,535,038
Section 30 Federal income tax collections	-	-	-	-	-	-	-	-	-	-	-	-	-	77,046,768	-	77,046,768
Intergovernmental	-	44,752	-	-	-	-	2,690,895	-	-	-	-	-	-	6,784,801	-	6,784,801
Licenses and permits	-	-	-	-	-	-	-	-	-	-	-	-	-	587,317	-	587,317
Charges for services	-	-	-	-	-	-	-	-	-	-	-	-	-	2,714,732	-	2,714,732
Fines and forfeits	-	-	-	-	-	-	849,615	-	-	-	-	-	-	849,615	-	849,615
Interest and investment earnings	-	-	137	287	-	1	-	41,614	113,583	48	-	-	-	1,188,715	-	1,188,715
Indirect cost reimbursement	-	-	-	-	-	-	-	-	-	-	-	-	-	288,803	-	288,803
Contributions from component units	-	-	-	-	1,356,160	-	-	-	-	-	-	-	-	4,184,748	-	4,184,748
Other	-	-	17,384	-	-	-	-	-	-	-	-	-	-	7,326,445	-	7,326,445
Total revenues	-	44,752	17,521	287	1,356,160	1	3,540,510	41,614	113,583	48	700,240,675	-	700,240,675			
Expenditures by Function:																
Current:																
General government	-	-	73,145	750	-	-	-	-	-	-	-	-	-	46,859,074	-	46,859,074
Protection of life and property	-	-	-	-	-	-	-	-	-	-	-	-	-	95,033,837	-	95,033,837
Public health	-	-	-	-	-	-	-	-	-	-	-	-	-	3,725,878	-	3,725,878
Community services	-	-	-	-	-	-	-	-	-	-	-	-	-	24,820,222	-	24,820,222
Recreation	-	-	-	-	-	-	-	-	-	-	-	-	-	121	-	121
Individual and collective rights	1,046,143	4,183,011	-	-	-	-	31,885,997	-	-	-	-	-	-	43,328,953	-	43,328,953
Public education	-	-	-	-	-	-	-	-	-	-	-	-	-	221,117,591	-	221,117,591
Environmental protection	-	-	-	-	-	-	-	-	-	-	-	-	-	36,965	-	36,965
Economic development	-	-	-	-	-	-	-	-	-	-	-	-	-	5,033,357	-	5,033,357
Payments to:																
GovGuam Retirement Fund	-	-	-	-	-	-	-	-	-	-	-	-	-	4,034,000	-	4,034,000
Guam Community College	-	-	-	-	-	-	-	-	-	-	-	-	-	17,099,995	-	17,099,995
Guam Memorial Hospital Authority	-	-	-	-	-	-	-	-	-	-	-	-	-	21,224,314	-	21,224,314
University of Guam	-	-	-	-	-	-	-	-	-	-	-	-	-	31,418,202	-	31,418,202
Miscellaneous appropriations	-	-	-	-	8,699,703	-	-	-	-	-	-	-	-	60,137,070	-	60,137,070
Debt service:																
Principal retirement	-	-	-	-	-	-	-	-	-	-	-	-	-	28,605,215	-	28,605,215
Bond issuance costs	-	-	-	-	-	-	-	-	-	-	-	519,654	-	519,654	-	519,654
Interest and fiscal charges	-	-	-	-	-	-	-	-	-	-	-	-	-	69,050,057	-	69,050,057
Total expenditures	1,046,143	4,183,011	73,145	750	8,699,703	-	31,885,997	-	-	519,654	672,044,505	-	672,044,505			
Excess (deficiency) of revenues over (under) expenditures	(1,046,143)	(4,138,259)	(55,624)	(463)	(7,343,543)	1	(28,345,487)	41,614	113,583	(519,606)	28,196,170	-	28,196,170			
Other financing sources (uses):																
Transfers in from other funds	1,193,248	4,344,170	-	-	7,343,543	-	31,015,917	-	4,098,043	1,246,775	527,788,940	(489,959,651)	37,829,289			
Transfers out to other funds	-	-	-	-	-	-	(1,582,601)	-	-	-	(520,337,190)	489,959,651	(30,377,539)			
Total other financing sources (uses), net	1,193,248	4,344,170	-	-	7,343,543	-	29,433,316	-	4,098,043	1,246,775	7,451,750	-	7,451,750			
Net change in fund balances (deficit)	147,105	205,911	(55,624)	(463)	-	1	1,087,829	41,614	4,211,626	727,169	35,647,920	-	35,647,920			
Fund balances (deficit) at beginning of year	337,485	983,723	231,384	15,006	-	(13,768)	5,899,243	(2,832,475)	16,969,903	-	(83,448,863)	-	(83,448,863)			
Fund balances (deficit) at end of year	\$ 484,590	\$ 1,189,634	\$ 175,760	\$ 14,543	\$ -	\$ (13,767)	\$ 6,987,072	\$ (2,790,861)	\$ 21,181,529	\$ 727,169	\$ (47,800,943)	\$ -	\$ (47,800,943)			

GOVERNMENT OF GUAM
 Combining Schedule of Revenues, Expenditures by Object, and Changes in Fund Balance (Deficit) Accounts
 General Fund
 Year Ended September 30, 2019

AS/400 Fund Number	100	618	309	628	633	255	214	106	638	104	299	229	
	Department of Administration	Guam Department of Education	Department of Education Operations	Agana Fractional Lots Program	Better Public Service	Census 2020	DMHSA Receiver	DOC Inmates Revolving	D.O.D. Contract	DPHSS Sanitary Inspection Revolving	Exxon Fuel Overcharge	Financial Management Revolving	General Services Agency
Revenues:													
Taxes:													
Income	\$ 280,787,279	\$ -	\$ -	\$ -	\$ -	\$ -	\$ -	\$ -	\$ -	\$ -	\$ -	\$ -	\$ -
Gross receipts	314,946,414	-	-	-	-	-	-	-	-	-	-	-	-
Excise	3,535,038	-	-	-	-	-	-	-	-	-	-	-	-
Section 30 Federal income tax collections	77,046,768	-	-	-	-	-	-	-	-	-	-	-	-
Intergovernmental	-	2,155,765	-	-	-	1,893,389	-	-	-	-	-	-	-
Licenses and permits	-	-	-	-	19,760	-	-	-	-	111,275	-	185,471	2,014
Charges for services	1,794,885	435,889	-	-	-	-	-	483,958	-	-	-	-	-
Fines and forfeits	-	-	-	-	-	-	-	-	-	-	-	-	-
Interest and investment earnings	1,021,904	-	-	-	-	638	655	-	2	685	1,929	-	-
Indirect cost reimbursement	288,803	-	-	-	-	-	-	-	-	-	-	-	-
Contributions from component units	2,027,787	800,801	-	-	-	-	-	-	-	-	-	-	-
Other	6,044,415	-	-	-	-	-	-	-	-	-	-	-	-
Total revenues	687,493,293	3,392,455	-	-	19,760	1,894,027	655	483,958	2	111,960	1,929	185,471	2,014
Expenditures by Object:													
Salaries and wages - regular	82,382,498	131,769,829	-	-	-	124,894	-	-	-	40,379	14,995	2,715	-
Salaries and wages - overtime	7,644,310	-	-	-	-	-	-	-	-	-	-	20,028	-
Salaries and wages - fringe benefits	27,026,887	44,634,925	-	-	-	38,655	-	-	-	13,404	5,258	4,397	-
Travel	157,526	587,307	-	-	-	-	-	-	-	-	3,676	-	-
Contractual services	20,050,388	16,019,566	-	-	1,375,469	3,271	31,184	1,256,072	-	23,593	11,601	39,988	-
Building rent	3,813,410	-	-	-	60,767	905,211	-	-	-	-	-	-	-
Supplies	974,543	1,693,600	-	-	106,026	4,517	-	244,967	-	-	1,435	15,787	-
Equipment	150,973	1,017,458	-	-	-	78,213	-	66,344	-	750	-	880	-
Utilities - power and water	3,151,004	14,014,068	-	-	-	-	-	-	-	-	-	-	-
Communications	784,319	361,612	-	-	-	-	-	-	-	-	-	-	-
Capital outlays	107,632	281,630	-	-	-	-	-	-	-	13,447	-	-	-
Grants and subsidies	54,225,026	9,039,946	-	-	-	-	-	-	-	-	-	-	-
COLA/Supplemental annuity benefits	13,990,000	-	-	-	-	-	-	-	-	-	-	-	-
Retiree healthcare benefits	37,256,816	-	-	-	-	-	-	-	-	-	-	-	-
Principal retirement	24,360,000	-	-	-	-	-	-	-	-	-	-	-	-
Bond issuance costs	-	-	-	-	-	-	-	-	-	-	-	-	-
Interest and fiscal charges	48,646,232	25,309,228	-	-	-	-	-	-	-	-	-	-	-
Miscellaneous	5,823,927	1,037,462	-	-	5,500	400	334,994	-	-	-	750	-	-
Total expenditures	330,545,491	245,766,631	-	-	1,547,762	1,155,161	366,178	1,567,383	-	91,573	37,715	83,795	-
Excess (deficiency) of revenues over (under) expenditures	356,947,802	(242,374,176)	-	-	(1,528,002)	738,866	(365,523)	(1,083,425)	2	20,387	(35,786)	101,676	2,014
Other financing sources (uses):													
Transfers in from other funds	-	233,690,028	200,947,408	-	1,661,509	-	-	-	-	-	-	-	-
Transfers out to other funds	(317,477,777)	-	(200,947,408)	-	-	-	-	-	-	-	-	-	-
Total other financing sources (uses), net	(317,477,777)	233,690,028	-	-	1,661,509	-	-	-	-	-	-	-	-
Net change in fund balances (deficit)	39,470,025	(8,684,148)	-	-	133,507	738,866	(365,523)	(1,083,425)	2	20,387	(35,786)	101,676	2,014
Fund balances (deficit) at beginning of year	(113,438,111)	2,232,052	5,028	90,169	(241,436)	-	(63,494)	59,481	1,187	500,302	10,760	145,206	51,106
Fund balances (deficit) at end of year	\$(73,968,086)	\$(6,452,096)	\$5,028	\$90,169	\$(107,929)	\$738,866	\$(429,017)	\$(1,023,944)	\$1,189	\$520,689	\$(25,026)	\$246,882	\$53,120

(continued)

GOVERNMENT OF GUAM
 Combining Schedule of Revenues, Expenditures by Object, and Changes in Fund Balance (Deficit) Accounts
 General Fund
 Year Ended September 30, 2019

AS/400 Fund Number	404	649	239	659	617	616	201	298	303	321		293	329	
	GSA Inventory Revolving	Guam Geodetic Network	Government Claims	Guam Memorial Hospital Authority Medicaid	Guam Memorial Hospital Authority Pharmaceuticals	Guam Telephone Authority Privatization Proceeds	Housing Revolving	Human Resources Services Revolving	Income Tax Refund Reserve	Income Tax Efficiency Payment	Legislature Operations	Medically Indigent Program Payment Revolving	Off-Island Treatment	Office of Public Accountability
Revenues:														
Taxes:														
Income	\$ -	\$ -	\$ -	\$ -	\$ -	\$ -	\$ -	\$ -	\$ -	\$ -	\$ -	\$ -	\$ -	\$ -
Gross receipts	-	-	-	-	-	-	-	-	-	-	-	-	-	-
Excise	-	-	-	-	-	-	-	-	-	-	-	-	-	-
Section 30 Federal income tax collections	-	-	-	-	-	-	-	-	-	-	-	-	-	-
Intergovernmental	-	-	-	-	-	-	-	-	-	-	-	-	-	-
Licenses and permits	244,972	-	-	-	-	-	-	23,825	-	-	-	-	-	-
Charges for services	-	-	-	-	-	-	-	-	-	-	-	-	-	-
Fines and forfeits	-	-	-	-	-	-	-	-	-	-	-	-	-	-
Interest and investment earnings	-	-	-	-	-	-	-	-	-	105	4,009	-	-	3,118
Indirect cost reimbursement	-	-	-	-	-	-	-	-	-	-	-	-	-	-
Contributions from component units	-	-	-	-	-	-	-	-	-	-	-	-	-	-
Other	-	-	-	-	-	-	-	-	-	-	1,500	1,263,146	-	-
Total revenues	244,972	-	-	-	-	-	-	23,825	-	105	5,509	1,263,146	-	3,118
Expenditures by Object:														
Salaries and wages - regular	-	-	-	-	-	-	-	-	-	-	5,563,176	148,487	-	732,755
Salaries and wages - overtime	-	-	-	-	-	-	-	-	-	-	-	-	-	-
Salaries and wages - fringe benefits	-	-	-	-	-	-	-	-	-	-	1,121,223	59,805	-	234,963
Travel	-	-	-	-	-	-	-	-	-	-	72,111	20,488	-	-
Contractual services	-	-	-	-	-	-	-	-	-	-	413,574	-	-	81,414
Building rent	-	-	-	-	-	-	-	-	-	-	360,000	-	-	122,259
Supplies	-	-	-	-	-	-	-	-	-	-	95,546	-	-	4,822
Equipment	-	7,125	-	-	-	-	-	-	-	-	174,034	-	-	1,271
Utilities - power and water	-	-	-	-	-	-	-	-	-	-	112,126	-	-	-
Communications	-	-	-	-	-	-	-	-	-	-	76,266	-	-	3,300
Capital outlays	-	-	-	-	-	-	-	-	-	-	-	-	-	-
Grants and subsidies	-	-	-	-	19,504,263	-	-	-	-	-	-	-	-	-
COLA/Supplemental annuity benefits	-	-	-	-	-	-	-	-	-	-	-	-	-	-
Retiree healthcare benefits	-	-	-	-	-	-	-	-	-	-	-	-	-	-
Principal retirement	-	-	-	-	-	-	-	-	-	-	-	-	-	-
Bond issuance costs	-	-	-	-	-	-	-	-	-	-	-	-	-	-
Interest and fiscal charges	-	-	-	-	-	-	-	-	-	-	-	-	-	-
Miscellaneous	1,695,638	-	104,514	-	-	-	-	23,325	-	-	138,168	11,293,452	2,295,984	14,324
Total expenditures	1,695,638	7,125	104,514	-	19,504,263	-	-	23,325	-	-	8,126,224	11,522,232	2,295,984	1,195,108
Excess (deficiency) of revenues over (under) expenditures	(1,450,666)	(7,125)	(104,514)	-	(19,504,263)	-	-	500	-	105	(8,120,715)	(10,259,086)	(2,295,984)	(1,191,990)
Other financing sources (uses):														
Transfers in from other funds	-	-	104,514	-	19,112,512	-	-	-	-	-	8,634,680	10,842,234	2,295,984	1,258,375
Transfers out to other funds	-	-	-	(215,851)	-	-	-	-	-	-	(113,553)	-	-	-
Total other financing sources (uses), net	-	-	104,514	(215,851)	19,112,512	-	-	-	-	-	8,521,127	10,842,234	2,295,984	1,258,375
Net change in fund balances (deficit)	(1,450,666)	(7,125)	-	(215,851)	(391,751)	-	-	500	-	105	400,412	583,148	-	66,385
Fund balances (deficit) at beginning of year	2,444,962	-	-	-	16	799,786	294,955	94,900	518,983	280,936	899,841	18,270	(13,213)	268,950
Fund balances (deficit) at end of year	\$ 994,296	\$ (7,125)	\$ -	\$ (215,851)	\$ (391,735)	\$ 799,786	\$ 294,955	\$ 95,400	\$ 518,983	\$ 281,041	\$ 1,300,253	\$ 601,418	\$ (13,213)	\$ 335,335

(continued)

GOVERNMENT OF GUAM
 Combining Schedule of Revenues, Expenditures by Object, and Changes in Fund Balance (Deficit) Accounts
 General Fund
 Year Ended September 30, 2019

AS/400 Fund Number	314		103	607		645		355		363		364				
	Public Defender Service Corporation (APD)	Public Defender Service Corporation (Operations)	State Agency for Surplus Property	StripperWell Overcharge	Supplemental Annuity Benefits	Supplemental Appropriations Revenue	Unified Courts of Guam	Water System Revenue Bond Debt Service	Limited Obligation Series A 2016 Debt Service	General Obligation Series A 2019 Debt Service	Combined Total	Eliminating Entries	Total			
Revenues:																
Taxes:																
Income	\$ -	\$ -	\$ -	\$ -	\$ -	\$ -	\$ -	\$ -	\$ -	\$ -	\$ 280,787,279	\$ -	\$ 280,787,279			
Gross receipts	-	-	-	-	-	-	-	-	-	-	314,946,414	-	314,946,414			
Excise	-	-	-	-	-	-	-	-	-	-	3,535,038	-	3,535,038			
Section 30 Federal income tax collections	-	-	-	-	-	-	-	-	-	-	77,046,768	-	77,046,768			
Intergovernmental	-	44,752	-	-	-	-	2,690,895	-	-	-	6,784,801	-	6,784,801			
Licenses and permits	-	-	-	-	-	-	-	-	-	-	587,317	-	587,317			
Charges for services	-	-	-	-	-	-	-	-	-	-	2,714,732	-	2,714,732			
Fines and forfeits	-	-	-	-	-	-	849,615	-	-	-	849,615	-	849,615			
Interest and investment earnings	-	-	137	287	-	1	-	41,614	113,583	48	1,188,715	-	1,188,715			
Indirect cost reimbursement	-	-	-	-	-	-	-	-	-	-	288,803	-	288,803			
Contributions from component units	-	-	-	-	1,356,160	-	-	-	-	-	4,184,748	-	4,184,748			
Other	-	-	17,384	-	-	-	-	-	-	-	7,326,445	-	7,326,445			
Total revenues	-	44,752	17,521	287	1,356,160	1	3,540,510	41,614	113,583	48	700,240,675	-	700,240,675			
Expenditures by Object:																
Salaries and wages - regular	706,719	2,781,418	6,003	-	-	-	20,432,967	-	-	-	244,706,835	-	244,706,835			
Salaries and wages - overtime	-	-	16,056	-	-	-	142,670	-	-	-	7,823,064	-	7,823,064			
Salaries and wages - fringe benefits	229,389	934,422	1,318	-	-	-	7,042,148	-	-	-	81,346,794	-	81,346,794			
Travel	-	6,507	-	-	-	-	245,032	-	-	-	1,092,647	-	1,092,647			
Contractual services	32,591	112,486	35,361	-	-	-	1,987,689	-	-	-	41,474,247	-	41,474,247			
Building rent	66,096	273,600	-	-	-	-	-	-	-	-	5,601,343	-	5,601,343			
Supplies	5,243	21,646	7,326	-	-	-	239,107	-	-	-	3,414,565	-	3,414,565			
Equipment	5,051	8,953	7,081	-	-	-	228,533	-	-	-	1,746,666	-	1,746,666			
Utilities - power and water	-	-	-	-	-	-	942,411	-	-	-	18,219,609	-	18,219,609			
Communications	-	-	-	-	-	-	100,861	-	-	-	1,326,358	-	1,326,358			
Capital outlays	-	-	-	-	-	-	263,387	-	-	-	666,096	-	666,096			
Grants and subsidies	-	-	-	-	-	-	-	-	-	-	82,769,235	-	82,769,235			
COLA/Supplemental annuity benefits	-	-	-	-	8,699,703	-	-	-	-	-	22,689,703	-	22,689,703			
Retiree healthcare benefits	-	-	-	-	-	-	-	-	-	-	37,256,816	-	37,256,816			
Principal retirement	-	-	-	-	-	-	-	-	-	-	24,360,000	-	24,360,000			
Bond issuance costs	-	-	-	-	-	-	-	-	-	519,654	519,654	-	519,654			
Interest and fiscal charges	-	-	-	-	-	-	-	-	-	-	73,955,460	-	73,955,460			
Miscellaneous	1,054	43,979	-	750	-	-	261,192	-	-	-	23,075,413	-	23,075,413			
Total expenditures	1,046,143	4,183,011	73,145	750	8,699,703	-	31,885,997	-	-	519,654	672,044,505	-	672,044,505			
Excess (deficiency) of revenues over (under) expenditures	(1,046,143)	(4,138,259)	(55,624)	(463)	(7,343,543)	1	(28,345,487)	41,614	113,583	(519,606)	28,196,170	-	28,196,170			
Other financing sources (uses):																
Transfers in from other funds	1,193,248	4,344,170	-	-	7,343,543	-	31,015,917	-	4,098,043	1,246,775	527,788,940	(489,959,651)	37,829,289			
Transfers out to other funds	-	-	-	-	-	-	(1,582,601)	-	-	-	(520,337,190)	489,959,651	(30,377,539)			
Total other financing sources (uses), net	1,193,248	4,344,170	-	-	7,343,543	-	29,433,316	-	4,098,043	1,246,775	7,451,750	-	7,451,750			
Net change in fund balances (deficit)	147,105	205,911	(55,624)	(463)	-	1	1,087,829	41,614	4,211,626	727,169	35,647,920	-	35,647,920			
Fund balances (deficit) at beginning of year	337,485	983,723	231,384	15,006	-	(13,768)	5,899,243	(2,832,475)	16,969,903	-	(83,448,863)	-	(83,448,863)			
Fund balances (deficit) at end of year	\$ 484,590	\$ 1,189,634	\$ 175,760	\$ 14,543	\$ -	\$ (13,767)	\$ 6,987,072	\$ (2,790,861)	\$ 21,181,529	\$ 727,169	\$ (47,800,943)	\$ -	\$ (47,800,943)			

GOVERNMENT OF GUAM

Statement of Revenues, Expenditures by Department, and Changes in Deficit - General Fund Year Ended September 30, 2019 (With comparatives for the year ended September 30, 2018)

	2019	2018
Revenues:		
Taxes:		
Income	\$ 280,787,279	\$ 316,425,002
Gross receipts	314,946,414	269,684,874
Excise	3,535,038	2,728,034
Section 30 Federal income tax collections	77,046,768	77,795,541
Intergovernmental	6,784,801	3,526,327
Licenses and permits	587,317	464,599
Charges for services	2,714,732	4,463,121
Fines and forfeits	849,615	889,391
Interest and investment earnings	1,188,715	66,555
Indirect cost reimbursement	288,803	4,043
Contributions from component units	4,184,748	3,391,947
Other	7,326,445	6,888,658
Total revenues	700,240,675	686,328,092
Expenditures by Department:		
General Government:		
Office of I Maga'lahaen Guahan:		
Office of the Governor	5,417,348	4,548,324
Office of the Governor - Guam Liaison Office	169,252	175,653
Government House	397,193	791,499
Medical Referral Offices	216,909	897,114
Office of Civil Defense	477,459	388,121
Office of Veteran's Affairs	462,314	446,278
	7,140,475	7,246,989
Office of I Segundu Na Maga'lahaen Guahan:		
Office of the Lieutenant Governor	692,444	1,018,484
Bureau of Budget and Management Research:		
Office of the Director	330,909	296,804
Internal Audit Division	777,087	720,792
	1,107,996	1,017,596
Civil Service Commission:		
Office of the Director	460,412	450,248
Board of Commissioners	7,250	31,717
Legal Office	145,474	166,721
Personnel Management	299,769	302,982
	912,905	951,668
Department of Administration:		
Office of the Director	4,375,074	3,909,872
Office of the Director - Child Support	69,000	522,693
Office of Technology	2,660,478	-
Personnel Management	1,834,236	1,942,975
Financial Management	83,795	75,429
Data Processing	216,768	3,058,613
General Services Agency	2,682,446	996,322
Division of Accounts	2,410,411	2,761,762
	14,332,208	13,267,666

See Accompanying Independent Auditors' Report.

GOVERNMENT OF GUAM

Statement of Revenues, Expenditures by Department, and
Changes in Deficit - General Fund, Continued
Year Ended September 30, 2019
(With comparatives for the year ended September 30, 2018)

	<u>2019</u>	<u>2018</u>
Expenditures by Department, continued:		
General Government, continued:		
Department of Public Works:		
Office of the Director	-	30,368
Capital Improvement Projects	-	54,138
Building Construction and Facilities Maintenance	-	5,388
	<u>-</u>	<u>89,894</u>
Department of Revenue and Taxation:		
Office of the Director	3,910,688	4,656,047
Office of the Director - Vacancies and Overtime	2,161,232	2,201,355
Tax Enforcement Division	2,257,548	2,537,244
Real Property Tax Division	695,204	754,260
Taxpayer Services Division	1,473,008	1,476,459
Regulatory Division	1,105,061	1,075,772
Motor Vehicle Division	583,761	644,679
	<u>12,186,502</u>	<u>13,345,816</u>
Department of Land Management:		
Office of the Director	7,125	298,236
Ancestral Land Trust Commission	221,838	82,228
	<u>228,963</u>	<u>380,464</u>
Legislative Branch:		
Guam Legislature	8,126,224	7,842,162
Public Auditor:		
Office of Public Accountability	1,195,108	1,661,735
Total General Government	<u>45,922,825</u>	<u>46,822,474</u>
Protection of Life and Property:		
Department of Corrections:		
Office of the Director	4,859,714	5,361,754
Office of the Director - Bureau of Prisons	454,858	503,500
Office of the Director - Food Contract	1,903,647	1,468,100
Office of the Director - Electronic Locking System	27,500	1,590,000
Office of the Director - GMHA	2,552,332	650,000
Office of the Director - CJIS	74,184	89,730
Adult Correctional Facility	11,306,080	13,862,835
Rosario Detention Center	2,218,399	2,913,023
Casework and Counseling Service Division	381,618	369,758
Forensic Division	234,648	189,927
Parole Service Division	561,845	610,081
	<u>24,574,825</u>	<u>27,608,708</u>
Department of Youth Affairs:		
Office of the Director	304,529	219,130
Division of Youth Development	941,414	1,176,369
Division of Youth Corrections	3,312,876	3,305,344
Division of Vocational Rehabilitation and Support Services	933,914	1,071,810
	<u>5,492,733</u>	<u>5,772,653</u>

See Accompanying Independent Auditors' Report.

GOVERNMENT OF GUAM

Statement of Revenues, Expenditures by Department, and
Changes in Deficit - General Fund, Continued
Year Ended September 30, 2019
(With comparatives for the year ended September 30, 2018)

	<u>2019</u>	<u>2018</u>
Expenditures by Department, continued:		
Protection of Life and Property, continued:		
Guam Fire Department:		
Office of the Fire Chief	337,319	290,474
Administrative and Logistical Support	716,649	444,378
Emergency Medical Service/Rescue Operations Bureau	8,086,717	9,696,336
Fire Suppression Bureau	19,722,900	19,946,502
	<u>28,863,585</u>	<u>30,377,690</u>
Guam Police Department:		
Office of the Chief	2,065,536	4,817,604
Office of the Chief - Police Commander	3,479,329	3,407,678
Office of the Chief - Administration Division	1,262,954	1,278,995
Office of the Chief - Volunteer Police Reserve	29,750	-
Office of the Chief - CJIS	89,730	-
Office of the Chief - Overtime	1,069,846	1,002,017
Office of the Chief - Workers' Compensation Disability	-	11,279
Office of the Chief - Vacancy Pool	-	76,095
Office of the Chief - Fuel	-	377,078
Criminal Investigation Division	3,005,010	3,039,793
Neighborhood Patrol Division	9,223,217	10,240,954
Support Division	1,567,339	1,566,396
Forensic Science Division	1,925,914	2,142,600
	<u>23,718,625</u>	<u>27,960,489</u>
Office of the Attorney-General:		
Attorney-General's Office	11,978,495	12,595,567
Chief Medical Examiner:		
Medical Examiner's Office	405,574	434,634
Total Protection of Life and Property	<u>95,033,837</u>	<u>104,749,741</u>
Public Health:		
Guam Behavioral Health and Wellness Center:		
Office of the Director	437,722	1,406,100
Office of the Director - Permanent Injunction	366,178	-
Clinical Services Division	79,571	251,943
Child and Adolescent Services Division	-	141,755
Nursing Services Division	-	43,287
	<u>883,471</u>	<u>1,843,085</u>
Department of Public Health and Social Services:		
Office of the Director	576,148	814,971
Chief Public Health Office	59,852	392,729
Nutrition Services	37,800	213,244
Communicable Disease Control	426,371	859,246
Community Health Services	1,043	-
Primary Care Services	257,776	522,164
Family Health and Nursing	1,980	324,744

See Accompanying Independent Auditors' Report.

GOVERNMENT OF GUAM

Statement of Revenues, Expenditures by Department, and
Changes in Deficit - General Fund, Continued
Year Ended September 30, 2019
(With comparatives for the year ended September 30, 2018)

	<u>2019</u>	<u>2018</u>
Expenditures by Department, continued:		
Public Health, continued:		
Department of Public Health and Social Services, continued:		
Physical Activity Action Team	5,125	-
Division of Environmental Health	95,022	743,311
Financial Management Services	1,687	221,599
Supply Section	3,503	100,108
Management Support Services	31,886	206,231
Facilities and Maintenance	1,146,043	1,326,168
Systems Group	198,171	191,376
	<u>2,842,407</u>	<u>5,915,891</u>
Total Public Health	<u>3,725,878</u>	<u>7,758,976</u>
Community Services:		
Department of Public Health and Social Services:		
Medically Indigent Program	11,569,846	9,181,105
Medicaid local match	-	4,500,622
Public Assistance Program	1,764,996	1,689,856
Foster Care	3,708,643	3,426,289
Division of Senior Citizens	6,744,667	6,568,807
Adult Protective Services	680,518	654,394
	<u>24,468,670</u>	<u>26,021,073</u>
Department of Integrated Services for Individuals with Disabilities:		
Office of the Director	351,552	414,215
Fiscal Support	-	1,525
	<u>351,552</u>	<u>415,740</u>
Total Community Services	<u>24,820,222</u>	<u>26,436,813</u>
Recreation:		
Department of Parks and Recreation:		
Office of the Director	-	606,858
Historic Resources Division	121	286,021
Total Recreation	<u>121</u>	<u>892,879</u>
Individual and Collective Rights:		
Office of I Maga'lahaen Guahan:		
Commission on Decolonization	234,269	224,716
Department of Chamorro Affairs:		
Office of the Director	-	1,659
Guam Public Library	-	17,762
Guam Council on the Arts and Humanities	-	24,185
Guam Educational Telecommunications Corporation	-	3,993
	<u>-</u>	<u>47,599</u>
Department of Labor:		
Office of the Director	551,894	565,627
Alien Labor Processing and Certification Division	171,242	273,662
Occupational Safety and Health Division	58,233	-
Wage and Hour Division	103,121	108,406

See Accompanying Independent Auditors' Report.

GOVERNMENT OF GUAM

Statement of Revenues, Expenditures by Department, and
Changes in Deficit - General Fund, Continued
Year Ended September 30, 2019
(With comparatives for the year ended September 30, 2018)

	2019	2018
Expenditures by Department, continued:		
Individual and Collective Rights, continued:		
Department of Labor, continued:		
Bureau of Labor Statistics	298,313	259,631
Fair Employment Practice Office	82,752	77,044
Worker's Compensation Commission	173,697	274,553
Fiscal and Support Office	106,904	143,494
	1,546,156	1,702,417
Department of Military Affairs:		
Office of the Adjutant General	164,049	151,752
Other:		
Unified Courts of Guam	31,885,997	33,796,286
Public Defender Services Corporation	5,229,154	5,432,753
Guam Election Commission	1,557,599	1,742,964
Mayor's Council of Guam	2,711,729	2,550,142
	41,384,479	43,522,145
Total Individual and Collective Rights	43,328,953	45,648,629
Public Education:		
Department of Education:		
Guam Public School System	221,117,591	222,916,071
Environmental Protection:		
Guam Energy Office	36,965	62,091
Economic Development:		
Bureau of Statistics and Plans:		
Administration	284,492	291,649
Planning Information	1,321,536	244,146
Socio-Economic Planning	146,585	137,699
Business and Economic Statistics Division	486,285	515,257
	2,238,898	1,188,751
Department of Agriculture:		
Office of the Director	848,587	722,837
Forestry and Soil Resources	825,028	842,750
Aquatic and Wildlife Resources Division	136,946	134,640
Animal and Plant Industry Division	445,338	411,968
Plant Inspection Station	166,289	234,966
Animal Health Section	372,271	410,296
	2,794,459	2,757,457
Total Economic Development	5,033,357	3,946,208
Payments to Component Units:		
Government of Guam Retirement Fund:		
Medicare Reimbursement	3,400,000	3,300,000
Governor and Lieutenant Governor Pension Contributions	298,000	252,000
Judge and Justice Retirement Annuities	336,000	365,000
	4,034,000	3,917,000
Guam Community College	17,099,995	19,359,937
Guam Memorial Hospital Authority	21,224,314	17,575,215
University of Guam	31,418,202	30,748,776
Total Payments to Component Units	73,776,511	71,600,928

See Accompanying Independent Auditors' Report.

GOVERNMENT OF GUAM

Statement of Revenues, Expenditures by Department, and
Changes in Deficit - General Fund, Continued
Year Ended September 30, 2019
(With comparatives for the year ended September 30, 2018)

	2019	2018
Miscellaneous Appropriations:		
Retiree Healthcare Premiums	37,256,816	37,631,316
Retiree COLA payments	13,990,000	13,766,000
Retiree supplemental annuity benefit payments	8,699,703	9,010,000
Landfill Tax Credits - Principal	717,903	564,479
Landfill Tax Credits - Interest	218,346	193,583
Total Miscellaneous Appropriations	60,882,768	61,165,378
Interest and Other Charges:		
Other	190,551	(54,289)
Debt Service:		
Principal retirement	28,605,215	24,839,147
Bond issuance costs	519,654	-
Interest and fiscal charges	69,050,057	65,320,600
Total Debt Service	98,174,926	90,159,747
Total expenditures	672,044,505	682,105,646
Excess of revenues over expenditures	28,196,170	4,222,446
Other financing sources (uses):		
Transfers in from other funds:		
Guam Charter Schools Fund	9,039,946	7,426,907
Guam Environmental Trust Fund	46,976	44,870
Guam Highway Fund	1,074,070	975,023
Health and Human Services fund	1,515	-
Healthy Futures Fund	891,754	891,754
Layon Landfill Capital Projects Fund	160,142	-
Limited Gaming Fund	524,913	456,389
Public Library System Fund	978,236	996,946
Safe Streets, Safe Homes Fund	-	162,875
Solid Waste Operations Fund	1,086,633	-
Territorial Education Facilities Fund	24,025,104	15,785,302
Unified Courts of Guam Trust Fund	-	872,527
Total Transfers in from other funds	37,829,289	27,612,593
Transfers out to other funds:		
Capitol District Fund	113,553	-
Enhanced 911 Emergency Reporting System Fund	3,880,716	-
Federal Grants Assistance Fund	16,038,720	33,949,553
Guam Charter Schools Fund	9,039,946	7,426,907
Unified Courts of Guam Trust Fund	389,353	162,875
Worker's Compensation Fund	915,251	741,935
Total Transfers out to other funds	30,377,539	42,281,270
Total other financing sources (uses), net	7,451,750	(14,668,677)
Net change in deficit	35,647,920	(10,446,231)
Deficit at the beginning of the year	(83,448,863)	(73,002,632)
Deficit at the end of the year	\$ (47,800,943)	\$ (83,448,863)

See Accompanying Independent Auditors' Report.

GOVERNMENT OF GUAM

Schedule of Revenues, Expenditures by Department, and
Changes in Deficit - Budget and Actual - General Fund (Fund 100 Only)
Year Ended September 30, 2019

	Budgeted Amounts		Actual Amounts	Variance
	Original	Final		
Revenues:				
Taxes:				
Income tax:				
Corporate	\$ 83,723,858	\$ 83,723,858	\$ 80,771,446	\$ (2,952,412)
Individual	66,411,501	66,411,501	77,858,144	11,446,643
Withholding taxes, interest and penalties	223,751,011	223,751,011	239,597,130	15,846,119
	<u>373,886,370</u>	<u>373,886,370</u>	<u>398,226,720</u>	<u>24,340,350</u>
Interest on tax refund payments	-	-	(2,439,441)	(2,439,441)
Provision for tax refund payments	(125,000,000)	(125,000,000)	(115,000,000)	10,000,000
Total income taxes	<u>248,886,370</u>	<u>248,886,370</u>	<u>280,787,279</u>	<u>31,900,909</u>
Gross receipts	291,994,899	311,528,514	314,946,414	3,417,900
Excise	3,102,098	3,102,098	3,535,038	432,940
Section 30 Federal income tax collections	78,000,000	78,000,000	77,046,768	(953,232)
Immigration fees	2,006,165	2,006,165	1,794,885	(211,280)
Indirect cost reimbursement	-	-	288,803	288,803
Contributions from component units	-	2,027,787	2,027,787	-
Other	6,531,502	7,105,818	7,066,319	(39,499)
	<u>630,521,034</u>	<u>652,656,752</u>	<u>687,493,293</u>	<u>34,836,541</u>
Expenditures by Department:				
Executive Branch:				
Office of I Maga'lahaen Guahan:				
Office of the Governor	7,102,818	5,541,393	5,482,130	59,263
Office of the Governor - Guam Liaison Office	-	196,511	196,261	250
Commission on Decolonization	415,314	664,986	282,064	382,922
Government House	47,682	527,983	409,972	118,011
Medical Referral Offices	537	236,933	217,314	19,619
Office of Civil Defense	76,235	1,030,016	575,123	454,893
Office of Veteran's Affairs	432,238	470,031	473,083	(3,052)
	<u>8,074,824</u>	<u>8,667,853</u>	<u>7,635,947</u>	<u>1,031,906</u>
Office of I Segundu Na Maga'lahaen Guahan:				
Office of the Lieutenant Governor	13,942	737,787	709,130	28,657
Bureau of Budget and Management Research:				
Office of the Director	1,153,854	333,646	330,909	2,737
Internal Audit Division	-	820,208	777,087	43,121
	<u>1,153,854</u>	<u>1,153,854</u>	<u>1,107,996</u>	<u>45,858</u>
Civil Service Commission:				
Office of the Director	934,489	480,276	464,621	15,655
Board of Commissioners	-	8,451	7,250	1,201
Legal Office	3,529	149,254	149,003	251
Personnel Management	-	300,037	299,769	268
	<u>938,018</u>	<u>938,018</u>	<u>920,643</u>	<u>17,375</u>
Department of Administration:				
Office of the Director	7,135,809	2,059,275	2,003,341	55,934
Office of the Director - Child Support	946,969	804,923	69,000	735,923
Office of Technology	3,139,434	2,735,493	2,706,374	29,119
Personnel Management	-	1,814,078	1,810,911	3,167
Financial Management	199,511	242,356	216,768	25,588
Data Processing	-	934,183	913,663	20,520
General Services Agency	-	2,390,875	2,408,911	(18,036)
	<u>11,421,723</u>	<u>10,981,183</u>	<u>10,128,968</u>	<u>852,215</u>
Guam Election Commission	1,441,542	1,687,218	1,624,282	62,936

See Accompanying Independent Auditors' Report.

GOVERNMENT OF GUAM

Schedule of Revenues, Expenditures by Department, and
Changes in Deficit - Budget and Actual - General Fund (Fund 100 Only), Continued
Year Ended September 30, 2019

	Budgeted Amounts		Actual Amounts	Variance
	Original	Final		
Expenditures by Department, continued:				
Department of Revenue and Taxation:				
Office of the Director	8,523,696	2,431,259	2,398,219	33,040
Office of the Director - Vacancies and Overtime	2,164	3,241,466	2,161,232	1,080,234
Office of the Director - Vacancies and Tax Attorney	2,183	2,183	-	2,183
Office of the Director - Stimulus Tax Rebates	-	1	-	1
Office of the Director - Real Property Assessment Bond	3,104	3,104	-	3,104
Tax Enforcement Division	-	2,254,226	2,257,548	(3,322)
Real Property Tax Division	-	689,218	695,204	(5,986)
Taxpayer Services Division	-	1,473,008	1,473,008	-
Regulatory Division	-	1,099,296	1,105,061	(5,765)
Motor Vehicle Division	-	576,689	584,065	(7,376)
	<u>8,531,147</u>	<u>11,770,450</u>	<u>10,674,337</u>	<u>1,096,113</u>
Bureau of Statistics and Plans:				
Administration	707,101	322,909	284,664	38,245
Chief Economist's Office	85	259	-	259
Planning Information	-	175,092	166,375	8,717
Socio-Economic Planning	-	149,145	146,585	2,560
Business and Economic Statistics Division	433,292	490,283	486,285	3,998
	<u>1,140,478</u>	<u>1,137,688</u>	<u>1,083,909</u>	<u>53,779</u>
Department of Public Works:				
Bus Maintenance	28,829	28,829	-	28,829
Office of the Attorney-General:				
Attorney-General's Office	15,296,986	14,866,330	12,391,333	2,474,997
Guam Police Department:				
Office of the Chief	26,107,387	2,674,054	2,309,117	364,937
Office of the Chief - Civilian Volunteer Police Reserve	-	100,000	29,750	70,250
Office of the Chief - Security Cameras	-	200,000	-	200,000
Office of the Chief - CJIS	89,730	89,730	89,730	-
Office of the Chief - Overtime	-	1,073,297	1,069,846	3,451
Office of the Chief - Administration Division	-	1,278,923	1,262,954	15,969
Office of the Chief - Police Commander	-	3,479,330	3,479,329	1
Criminal Investigation Division	-	3,231,312	3,005,010	226,302
Neighborhood Patrol Division	-	10,001,942	9,223,217	778,725
Support Division	-	1,634,016	1,567,339	66,677
Recreational Boating Safety	-	-	-	-
Forensic Science Division	-	1,928,850	1,925,914	2,936
COPS Hiring Program	-	-	-	-
	<u>26,197,117</u>	<u>25,691,454</u>	<u>23,962,206</u>	<u>1,729,248</u>
Department of Corrections:				
Office of the Director	24,824,313	3,637,465	3,464,880	172,585
Office of the Director - Bureau of Prisons	501,000	501,000	454,858	46,142
Office of the Director - Food Service Contract	-	2,469,941	1,903,647	566,294
Office of the Director - Electronic Locking System	27,500	27,500	27,500	-
Office of the Director - GMHA	-	2,681,594	2,681,594	-
Office of the Director - CJIS	89,730	74,184	74,184	-
Adult Correctional Facility	-	12,740,191	11,306,080	1,434,111
Rosario Detention Center	-	2,514,196	2,218,399	295,797
Casework and Counseling Service Division	-	404,253	381,618	22,635
Forensic Division	-	247,875	234,648	13,227
Parole Service Division	-	582,543	561,845	20,698
	<u>25,442,543</u>	<u>25,880,742</u>	<u>23,309,253</u>	<u>2,571,489</u>

See Accompanying Independent Auditors' Report.

GOVERNMENT OF GUAM

Schedule of Revenues, Expenditures by Department, and Changes in Deficit - Budget and Actual - General Fund (Fund 100 Only), Continued Year Ended September 30, 2019

	Budgeted Amounts		Actual Amounts	Variance
	Original	Final		
Expenditures by Department, continued:				
Department of Agriculture:				
Office of the Director	3,137,410	975,781	878,456	97,325
Forestry and Soil Resources	-	835,022	825,028	9,994
Aquatic and Wildlife Resources Division	-	137,269	136,946	323
Animal and Plant Industry Division	-	445,716	445,338	378
Plant Inspection Station	-	166,003	166,289	(286)
Animal Health Section	-	387,275	387,271	4
	<u>3,137,410</u>	<u>2,947,066</u>	<u>2,839,328</u>	<u>107,738</u>
Department of Public Health and Social Services:				
Office of the Director	16,801,619	1,065,854	799,060	266,794
Chief Public Health Office	17,986	162,407	113,778	48,629
Nutrition Services	561	517,153	37,843	479,310
Communicable Disease Control	132,227	754,338	622,633	131,705
Community Health Services	-	4,250	1,043	3,207
Primary Care Services	118,406	505,064	351,692	153,372
Family Health and Nursing	-	18,533	2,871	15,662
Physical Activity Action Team	8,031	66,788	8,031	58,757
Division of Environmental Health	11,852	11,903	3,449	8,454
Financial Management Services	546	8,380	2,470	5,910
Supply Section	-	11,118	3,503	7,615
Management Support Services	6,469	60,614	36,551	24,063
Facilities and Maintenance	127,600	1,621,527	1,378,015	243,512
Systems Group	118,071	330,138	207,911	122,227
Medically Indigent Program	335	778,815	47,614	731,201
Medicaid Assistance Program	15,990,704	-	-	-
Employment and Training Program	-	-	-	-
Foster Care	-	3,904,265	3,748,081	156,184
Public Assistance Program	3,832,236	1,829,965	1,764,996	64,969
Food Stamps	-	-	-	-
Division of Senior Citizens	1,353,180	8,200,709	7,662,616	538,093
Adult Protective Services	105,519	866,159	753,010	113,149
	<u>38,625,342</u>	<u>20,717,980</u>	<u>17,545,167</u>	<u>3,172,813</u>
Department of Education:				
Charter school operations	10,410,480	9,022,676	9,039,946	(17,270)
GDOE COPS 2010	5,131,900	5,131,900	5,131,900	-
GDOE COPS 2013	2,938,960	2,938,960	2,288,960	650,000
Simon Sanchez High School	1,000,000	2,500,000	1,000,000	1,500,000
Operations	189,860,743	188,360,743	188,360,743	-
Chamorro Studies	401,207	401,207	401,207	-
Secure Our School Act	-	40,798	19,720	21,078
Textbooks	1,500,000	1,500,000	1,027,545	472,455
GPSS A/C maintenance	-	619,389	-	619,389
GPSS facility repairs	11,359	11,359	11,359	-
	<u>211,254,649</u>	<u>210,527,032</u>	<u>207,281,380</u>	<u>3,245,652</u>
Department of Youth Affairs:				
Office of the Director	5,682,811	304,593	304,529	64
Division of Youth Development	-	965,431	941,414	24,017
Division of Youth Corrections	-	3,318,986	3,312,876	6,110
Division of Vocational Rehabilitation and Support Services	33,022	1,126,821	1,065,917	60,904
	<u>5,715,833</u>	<u>5,715,831</u>	<u>5,624,736</u>	<u>91,095</u>

See Accompanying Independent Auditors' Report.

GOVERNMENT OF GUAM

Schedule of Revenues, Expenditures by Department, and
Changes in Deficit - Budget and Actual - General Fund (Fund 100 Only), Continued
Year Ended September 30, 2019

	Budgeted Amounts		Actual Amounts	Variance
	Original	Final		
Expenditures by Department, continued:				
Guam Behavioral Health and Wellness Center:				
Office of the Director	785,374	699,374	437,722	261,652
Office of the Director - Permanent Injunction	3,850	3,850	3,850	-
Clinical Services Division	50,976	136,976	92,083	44,893
Child and Adolescent Services Division	718	718	-	718
Nursing Services Division	-	39,965	-	39,965
	<u>840,918</u>	<u>880,883</u>	<u>533,655</u>	<u>347,228</u>
Department of Labor:				
Office of the Director	1,712,780	495,066	554,938	(59,872)
Alien Labor Processing and Certification Division	-	261,432	171,242	90,190
Occupational Safety and Health Division	-	58,233	58,233	-
Wage and Hour Division	-	122,529	103,121	19,408
Bureau of Labor Statistics	-	301,883	298,313	3,570
Fair Employment Practice Office	-	127,740	82,752	44,988
Worker's Compensation Commission	-	173,688	173,697	(9)
Fiscal and Support Office	-	125,208	106,904	18,304
	<u>1,712,780</u>	<u>1,665,779</u>	<u>1,549,200</u>	<u>116,579</u>
Department of Parks and Recreation:				
Historic Resources Division	1,963	1,963	121	1,842
Department of Integrated Services for Individuals with Disabilities:				
Office of the Director	365,718	359,779	351,552	8,227
Fiscal Support	-	5,939	-	5,939
	<u>365,718</u>	<u>365,718</u>	<u>351,552</u>	<u>14,166</u>
Mayor's Council of Guam:				
Mayors' Council Consolidated Accounts	2,798,775	2,996,190	2,765,053	231,137
Department of Land Management:				
Office of the Director	-	171,300	-	171,300
Ancestral Land Trust Commission	89,462	334,889	294,329	40,560
	<u>89,462</u>	<u>506,189</u>	<u>294,329</u>	<u>211,860</u>
Chief Medical Examiner:				
Medical Examiner's Office	431,160	430,721	408,690	22,031
Department of Chamorro Affairs:				
Guam Council on the Arts and Humanities Agency	158,510	-	-	-
Department of Military Affairs:				
Office of the Adjutant General	765,151	211,024	168,390	42,634
Guam Fire Department:				
Office of the Fire Chief	28,424,731	337,319	337,319	-
Administrative and Logistical Support	1,810	770,587	757,532	13,055
Emergency Medical Service/Rescue Operations				
Bureau	-	8,077,201	8,086,717	(9,516)
Fire Suppression Bureau	-	19,241,433	19,722,900	(481,467)
	<u>28,426,541</u>	<u>28,426,540</u>	<u>28,904,468</u>	<u>(477,928)</u>
Payments to Component Units:				
Guam Community College	17,099,995	17,099,995	17,099,995	-
Guam Memorial Hospital Authority	1,651,256	1,723,618	1,720,051	3,567
University of Guam	31,418,202	31,418,202	31,418,202	-
	<u>50,169,453</u>	<u>50,241,815</u>	<u>50,238,248</u>	<u>3,567</u>

See Accompanying Independent Auditors' Report.

GOVERNMENT OF GUAM

Schedule of Revenues, Expenditures by Department, and
Changes in Deficit - Budget and Actual - General Fund (Fund 100 Only), Continued
Year Ended September 30, 2019

	Budgeted Amounts		Actual Amounts	Variance
	Original	Final		
Expenditures by Department, continued:				
Government of Guam Retirement Fund Appropriations:				
Medicare Reimbursement	3,400,000	3,400,000	3,400,000	-
Governor and Lieutenant Governor Pension Contributions	298,000	298,000	298,000	-
Judge and Justice Retirement Annuities	336,000	336,000	336,000	-
	<u>4,034,000</u>	<u>4,034,000</u>	<u>4,034,000</u>	<u>-</u>
Total Executive Branch	<u>448,208,668</u>	<u>433,210,137</u>	<u>416,086,321</u>	<u>17,123,816</u>
Retiree Healthcare Premiums	32,044,741	45,562,465	37,256,816	8,305,649
Guam Retirement Security Plan	500,000	-	-	-
Retiree Cost of Living Adjustments	14,104,000	13,990,000	13,990,000	-
Landfill Tax Credits - Principal	-	-	717,903	(717,903)
Landfill Tax Credits - Interest	-	-	218,346	(218,346)
Guam Energy Office	-	51,704	-	51,704
Harmon Industrial Park roadway	-	250,000	-	250,000
Total Miscellaneous Appropriations	<u>46,648,741</u>	<u>59,854,169</u>	<u>52,183,065</u>	<u>7,671,104</u>
Other Charges:				
Nonappropriated expenditures	-	-	196,014	(196,014)
Other	-	-	(5,463)	5,463
Total other charges	<u>-</u>	<u>-</u>	<u>190,551</u>	<u>(190,551)</u>
Debt Service:				
Principal retirement	22,332,213	24,360,000	24,360,000	-
Interest and fiscal charges	48,646,233	48,646,233	48,646,232	1
	<u>70,978,446</u>	<u>73,006,233</u>	<u>73,006,232</u>	<u>1</u>
Total expenditures	<u>565,835,855</u>	<u>566,070,539</u>	<u>541,466,169</u>	<u>24,604,370</u>
Excess of revenues over expenditures	<u>64,685,179</u>	<u>86,586,213</u>	<u>146,027,124</u>	<u>59,440,911</u>
Other financing uses:				
Transfers out to other funds:				
Better Public Service Fund	-	574,316	538,948	35,368
Enhanced 911 Emergency Reporting System Fund	-	-	3,880,716	(3,880,716)
Federal Grants Assistance Fund	-	26,279,730	15,822,869	10,456,861
Government Claims Fund	250,000	212,500	104,514	107,986
GMHA Medicaid Fund	-	90,036	-	90,036
GMHA Pharmaceuticals Fund	-	19,283,615	19,112,512	171,103
Guam Legislature Fund	8,066,908	8,634,680	8,634,680	-
LOB (Section 30) Series 2016 Debt Service Fund	-	-	4,098,043	(4,098,043)
MIP Payment Revolving Fund	14,739,129	11,672,722	10,842,234	830,488
Office of Public Accountability	1,258,365	1,258,365	1,258,375	(10)
Off-island Treatment Fund	2,300,000	2,300,000	2,295,984	4,016
Public Defender Service Corporation Fund	4,344,170	4,344,170	4,344,170	-
Supplemental Annuity Benefits Fund	7,719,000	6,561,150	7,343,543	(782,393)
Unified Courts of Guam Fund	30,515,917	35,833,480	31,015,917	4,817,563
Worker's Compensation Fund	698,593	678,593	915,251	(236,658)
	<u>69,892,082</u>	<u>117,723,357</u>	<u>110,207,756</u>	<u>7,515,601</u>
Total other financing uses	<u>69,892,082</u>	<u>117,723,357</u>	<u>110,207,756</u>	<u>7,515,601</u>
Encumbrances for supplies and equipment ordered but not received are reported in the year the order is placed for budgetary purposes, but in the year the supplies are received for financial reporting purposes	<u>3,706,903</u>	<u>3,706,903</u>	<u>3,650,657</u>	<u>(56,246)</u>
Net change in deficit	<u>\$ (1,500,000)</u>	<u>\$ (27,430,241)</u>	<u>\$ 39,470,025</u>	<u>\$ 66,900,266</u>

See Accompanying Independent Auditors' Report.

GOVERNMENT OF GUAM

Nonmajor Governmental Funds
September 30, 2019

The Nonmajor Governmental Funds statements include the combining balance sheet and combining statement of revenues, expenditures and changes in fund balance for nonmajor special revenue funds, nonmajor capital projects funds, and nonmajor debt service funds that comprise the other governmental funds column in the basic financial statements. The combining nonmajor special revenue funds statements, the combining nonmajor capital projects funds statements, and the combining nonmajor debt service funds are detailed behind the special revenue funds, capital project funds and debt service funds dividers.

See Accompanying Independent Auditors' Report.

GOVERNMENT OF GUAM

Nonmajor Governmental Funds
Combining Balance Sheet
September 30, 2019

AS/400 Fund Number			354		
<u>ASSETS</u>	Other	Other	Other		
	Special Revenue	Capital Project	Debt Service	Total	
Cash and cash equivalents	\$ 50,260,777	\$ 1,487,194	\$ 3,047	\$	51,751,018
Investments	9,582,710	-	-		9,582,710
Receivables, net:					
Taxes	7,910,993	-	-		7,910,993
Other	10,219,078	-	-		10,219,078
Due from component units	1,763,152	-	-		1,763,152
Due from other funds	29,070,339	175,899	-		29,246,238
Prepayments	85,350	-	-		85,350
Deposits and other assets	-	1,118	-		1,118
Restricted assets:					
Cash and cash equivalents	6,653,793	39,528,420	12,076,953		58,259,166
Investments	300,000	902,104	-		1,202,104
Total assets	<u>\$ 115,846,192</u>	<u>\$ 42,094,735</u>	<u>\$ 12,080,000</u>	<u>\$</u>	<u>170,020,927</u>
 <u>LIABILITIES, DEFERRED INFLOWS OF RESOURCES AND FUND BALANCES</u>					
Liabilities:					
Accounts payable	\$ 3,969,773	\$ 581,406	\$ -	\$	4,551,179
Accrued payroll and other	2,553,245	-	-		2,553,245
Due to other funds	15,584,811	2,422,165	-		18,006,976
Deposits and other liabilities	1,681,439	-	-		1,681,439
Total liabilities	<u>23,789,268</u>	<u>3,003,571</u>	<u>-</u>		<u>26,792,839</u>
Deferred inflows of resources:					
Deferred revenues	1,882,990	-	-		1,882,990
Total liabilities and deferred inflows of resources	<u>25,672,258</u>	<u>3,003,571</u>	<u>-</u>		<u>28,675,829</u>
Fund balances:					
Restricted	6,159,662	38,915,265	12,076,953		57,151,880
Committed	85,957,316	-	-		85,957,316
Unassigned	(1,943,044)	175,899	3,047		(1,764,098)
Total fund balances	<u>90,173,934</u>	<u>39,091,164</u>	<u>12,080,000</u>		<u>141,345,098</u>
Total liabilities, deferred inflows of resources and fund balances	<u>\$ 115,846,192</u>	<u>\$ 42,094,735</u>	<u>\$ 12,080,000</u>	<u>\$</u>	<u>170,020,927</u>

See Accompanying Independent Auditors' Report.

GOVERNMENT OF GUAM

Nonmajor Governmental Funds Combining Statement of Revenues, Expenditures by Function, and Changes in Fund Balances Year Ended September 30, 2019

AS/400 Fund Number	Other Special Revenue	Other Capital Project	354 Other Debt Service	Total
Revenues:				
Taxes:				
Property	\$ 33,333,472	\$ -	\$ -	\$ 33,333,472
Hotel	44,701,481	-	-	44,701,481
Liquid fuel	14,428,017	-	-	14,428,017
Tobacco	35,448,719	-	-	35,448,719
Alcoholic beverages	3,785,570	-	-	3,785,570
Limited gaming	4,159,506	-	-	4,159,506
Intergovernmental	2,405,719	-	-	2,405,719
Licenses and permits	64,341,894	744,154	-	65,086,048
Charges for services	20,572,559	-	-	20,572,559
Fines and forfeits	-	618,287	-	618,287
Interest and investment earnings	208,516	229,390	212,518	650,424
Contributions from component units	546,802	-	-	546,802
Other	299,682	-	-	299,682
Total revenues	224,231,937	1,591,831	212,518	226,036,286
Expenditures by Function:				
Current:				
General government	21,085,670	-	-	21,085,670
Protection of life and property	24,383,387	-	-	24,383,387
Public health	30,906,276	-	-	30,906,276
Community services	183,402	-	-	183,402
Recreation	3,464,536	-	-	3,464,536
Individual and collective rights	12,234,736	584,891	-	12,819,627
Transportation	6,930,739	-	-	6,930,739
Public education	8,990,189	-	-	8,990,189
Environmental protection	20,881,988	-	-	20,881,988
Economic development	742,663	-	-	742,663
Payments to:				
Guam Community College	1,312,373	-	-	1,312,373
Guam Memorial Hospital Authority	13,390,106	-	-	13,390,106
Guam Preservation Trust	761,000	-	-	761,000
Guam Visitors Bureau	22,335,216	-	-	22,335,216
University of Guam	1,576,353	-	-	1,576,353
Miscellaneous appropriations	156,739	-	-	156,739
Capital projects	-	861,113	-	861,113
Debt service:				
Principal retirement	65,180	648,456	2,220,000	2,933,636
Bond issuance costs	-	481,613	-	481,613
Interest and fiscal charges	254,020	277,025	4,774,750	5,305,795
Total expenditures	169,654,573	2,853,098	6,994,750	179,502,421
Excess (deficiency) of revenues over (under) expenditures	54,577,364	(1,261,267)	(6,782,232)	46,533,865
Other financing sources (uses):				
Proceeds from bonds issued	-	27,610,000	-	27,610,000
Premium on bonds issued	-	4,027,747	-	4,027,747
Transfers in from other funds	16,316,480	-	6,335,568	22,652,048
Transfers out to other funds	(48,181,179)	(160,142)	-	(48,341,321)
Total other financing sources (uses), net	(31,864,699)	31,477,605	6,335,568	5,948,474
Net change in fund balances	22,712,665	30,216,338	(446,664)	52,482,339
Fund balances at beginning of year	67,461,269	8,874,826	12,526,664	88,862,759
Fund balances at end of year	\$ 90,173,934	\$ 39,091,164	\$ 12,080,000	\$ 141,345,098

See Accompanying Independent Auditors' Report.

GOVERNMENT OF GUAM

Nonmajor Governmental Funds Combining Statement of Revenues, Expenditures by Object, and Changes in Fund Balances Year Ended September 30, 2019

AS/400 Fund Number	Other Special Revenue	Other Capital Project	354 Other Debt Service	Total
Revenues:				
Taxes:				
Property	\$ 33,333,472	\$ -	\$ -	\$ 33,333,472
Hotel	44,701,481	-	-	44,701,481
Liquid fuel	14,428,017	-	-	14,428,017
Tobacco	35,448,719	-	-	35,448,719
Alcoholic beverages	3,785,570	-	-	3,785,570
Limited gaming	4,159,506	-	-	4,159,506
Intergovernmental	2,405,719	-	-	2,405,719
Licenses and permits	64,341,894	744,154	-	65,086,048
Charges for services	20,572,559	-	-	20,572,559
Fines and forfeits	-	618,287	-	618,287
Interest and investment earnings	208,516	229,390	212,518	650,424
Contributions from component units	546,802	-	-	546,802
Other	299,682	-	-	299,682
Total revenues	224,231,937	1,591,831	212,518	226,036,286
Expenditures by Object:				
Salaries and wages - regular	49,892,675	-	-	49,892,675
Salaries and wages - overtime	1,545,442	-	-	1,545,442
Salaries and wages - fringe benefits	16,804,513	-	-	16,804,513
Travel	463,848	-	-	463,848
Contractual services	34,260,881	412,566	-	34,673,447
Building rent	5,837,347	489,132	-	6,326,479
Supplies	5,266,989	-	-	5,266,989
Equipment	442,656	1,145	-	443,801
Utilities - power and water	9,902,080	-	-	9,902,080
Communications	943,935	-	-	943,935
Capital outlays	464,539	493,161	-	957,700
Grants and subsidies	39,775,048	-	-	39,775,048
Principal retirement	65,180	648,456	2,220,000	2,933,636
Bond issuance costs	-	481,613	-	481,613
Interest and fiscal charges	333,293	277,025	4,774,750	5,385,068
Other	3,656,147	50,000	-	3,706,147
Total expenditures	169,654,573	2,853,098	6,994,750	179,502,421
Excess (deficiency) of revenues over (under) expenditures	54,577,364	(1,261,267)	(6,782,232)	46,533,865
Other financing sources (uses):				
Proceeds from bonds issued	-	27,610,000	-	27,610,000
Premium on bonds issued	-	4,027,747	-	4,027,747
Transfers in from other funds	16,316,480	-	6,335,568	22,652,048
Transfers out to other funds	(48,181,179)	(160,142)	-	(48,341,321)
Total other financing sources (uses), net	(31,864,699)	31,477,605	6,335,568	5,948,474
Net change in fund balances	22,712,665	30,216,338	(446,664)	52,482,339
Fund balances at beginning of year	67,461,269	8,874,826	12,526,664	88,862,759
Fund balances at end of year	\$ 90,173,934	\$ 39,091,164	\$ 12,080,000	\$ 141,345,098

See Accompanying Independent Auditors' Report.

GOVERNMENT OF GUAM

Nonmajor Governmental Funds - Special Revenue Funds September 30, 2019

Special revenue funds are used to account for specific revenues that are legally restricted to expenditure for particular purposes. A brief discussion of GovGuam's nonmajor governmental funds - special revenue funds as of September 30, 2019, follows.

Accessible Parking Fund - The fund was created by Public Law 18-28 to ensure that disabled persons are given equal access to government offices and services. Revenues are generated from fines collected from those parked illegally in handicapped parking spaces. Expenditures are authorized for maintenance of disabled parking areas.

Air Pollution Control Fund - This fund was created by Public Law 24-40 to provide a coordinated Territory-wide program of air pollution prevention, abatement, and control. Revenues are derived primarily from permit application fees and annual emission fees.

Arts in Public Buildings Fund - This fund was created by Public Law 31-118 to assist in the promotion of local art on display in government public buildings.

Banking and Insurance Enforcement Fund - This fund was created by Public Law 33-91 for the purpose of monitoring and enforcing regulations associated with the banking and insurance industries.

Board of Accountancy Fund - This fund was created for the purpose of regulating aspects of the practice of public accountancy. The Guam Code Annotated Title 22, Subsection 35104(d) states, "all fees and money collected by the Board under this Chapter shall be accounted for by the Board and deposited in a special fund known as the 'Guam Board of Accountancy Fund.'" Sources of revenues are from the issuance of certificates and permit fees collected from public accountants and firms practicing public accountancy. Monies shall be expended for administering the Guam Accountancy Act of 2003.

Capitol District Fund - This fund was created by Public Law 29-69 for the sole purpose of funding the repair, restoration, renovation, or refurbishment of the Guam Congress Building or other Capitol District properties. Income received pursuant to any lease of property within the Capitol District shall be deposited into this fund.

Carrier Off-Duty Services Revolving Fund - This fund was created by Public Law 25-138. Charges from this fund are from services performed by Customs and Quarantine Officers, in the performance of their duties on any day of the week upon special request by the Director of Customs and Quarantine outside of normal working hours.

Chamorro Land Trust Operations Fund - This fund was created by Public Law 28-68 to account for the proceeds from all land use permits, monetary contributions and fees for the benefit of the Chamorro Land Trust Commission (CLTC).

Chamorro Loan Guarantee Fund - This fund was created by Public Law 12-226 to account for loans made by governmental agencies or lending institutions to those holding leases or licenses issued by the Chamorro Land Trust Commission that may be guaranteed. This guarantee may be for home or commercial loan purposes. The loan guarantees shall be subject to certain restrictions.

Chamorro Land Trust Survey and Infrastructure Fund - This fund was created for the purpose of accounting for the receipt of all proceeds from the sale of bull cart trails and land remnants and proceeds from the sale of land under the Land for the Landless program that will be used solely for the surveying of unsurveyed CLTC land and for the operational needs in support thereof.

See Accompanying Independent Auditors' Report.

GOVERNMENT OF GUAM

Nonmajor Governmental Funds - Special Revenue Funds, Continued September 30, 2019

Child Care Revolving Fund - This fund was created by Public Law 31-73 to account for all funds received under the Child Welfare Services Act.

Community Health Centers Fund - This fund was created to provide for the Southern Community Health Center. Revenues are derived from fees charged to health service recipients utilizing the Center. Revenues are applied to expenditures applicable to the operation of the Center.

Consumer Protection Fund - This fund was created by Public Law 21-18 to account for fees collected by the Attorney General's Office under the Consumer Protection Act.

Contractors' License Board Fund - This fund was created to protect the public by licensing the contractors of Guam. Revenues are derived from both license fees and local appropriations.

Controlled Substance Diversion Fund - This fund was created by Public Law 24-149 for use by the Department of Public Health for programs to monitor controlled substances, to identify and detect its diversion, equipment, supplies and contracts necessary to monitor controlled substances, and training of employees tasked with administering the Act. Revenues for this fund are provided for by fees assessed in relation to the registration and control of the manufacture, distribution and dispensing of controlled substances in Guam.

Criminal Injuries Compensation Fund - The Criminal Injuries Compensation Fund was enacted under Public Law 20-155. The fund was created for the purpose of compensating victims injured through criminal mischief. Public Law 20-155 created the Criminal Injuries Commission which was created to determine, on a case by case basis, who is worthy of compensation. Sources of funding are prosecuted criminals (offenders) and Government appropriations. Per Public Law 20-155, compensation must be made within 18 months of date of injury. In addition, no claim will be awarded in excess of \$10,000.

Customs, Agriculture, and Quarantine Inspection Services Fund - This fund was created by Public Law 23-45 and amended by Public Law 23-96 Section 73145 of the Government Code of Guam. The law requires that each aircraft landing at the Guam International Airport Terminal (GIAT) shall be levied a customs, agriculture, and quarantine inspection service charge reasonably related to the cost incurred by the Customs and Quarantine Agency and the Department of Agriculture in providing, maintaining and operating the service charge facilities, and shall be allocated among air carriers in such a manner reasonably related to the relative demand for such services attributable to each carrier. All expenditures of the Fund shall be made exclusively by appropriation of the Guam Legislature. The Fund shall not be commingled with the General Fund and shall be kept in a separate bank account.

Dededo Buffer Strip Revolving Fund - This fund was created as a result of the re-enactment of Section 68901(1) of Title 21 of the Guam Code Annotated as amended by Public Law 24-59. This authorizes the Department of Land Management to enter into commercial leases, not exceeding ten (10) years, for the use of the Dededo and Yigo Municipal Planning Councils (two-thirds to Dededo and one-third to Yigo) for the upkeep and maintenance of sports and recreational facilities.

DLM Building Construction Fund - This fund was created by Public Law 29-46 to account for all monies received from FEMA for the construction of the Department of Land Management building.

See Accompanying Independent Auditors' Report.

GOVERNMENT OF GUAM

Nonmajor Governmental Funds - Special Revenue Funds, Continued September 30, 2019

DPW Building and Design Fund - This fund was created by Public Law 20-221 to be used for review and building inspection operational expenditures. Any fees collected from plan review and building inspection shall be deposited to the special fund.

Drivers' Education Fund - This fund was created by Public Law 22-20 to be expended on personnel, travel, purchase of vehicles, insurance, fuel and maintenance, textbooks and materials, driving simulators, a consultant and for teachers' stipends.

Enhanced 911 Emergency Reporting System Fund - This fund was created by Public Law 25-55. The fund is created to provide a source of funding for cost associated with the "911" Emergency Reporting System by charging a monthly surcharge known as the "911 Surcharge" paid by Local Exchange Telephone and Commercial Mobil Radio Service subscribers. All money and interest earned by this fund will be used by the Guam Fire Department solely for enhanced "911" equipment and systems.

Environmental Health Fund - This fund was created by Public Law 25-120 to account for all fees and penalties collected pursuant to laws enforced by the Division of Environmental Health of the Department of Public Health and Social Services.

Equitable Sharing Program Fund - This fund accounts for proceeds received from the U.S. Department of Justice Asset Forfeiture Program, which encompasses the seizure and forfeiture of assets that represent the proceeds of, or were used to facilitate federal crimes.

Examiner Off-Duty Services Fund - This fund was created by Public Law 30-140 to account for hourly charges for services required by Department of Revenue and Taxation examiners outside of normal working hours.

Government Ethics Fund - This fund was created for the purpose of accounting for transactions associated with enforcement by the Guam Ethics Commission.

GFD Capital Revolving Fund - This fund was created by Public Law 22-52 to establish a capital outlay revolving fund within the Guam Fire Department to purchase essential emergency rescue and firefighting vehicles and emergency and life support equipment.

GMHA Healthcare Trust and Development Fund - This fund was created by Public Law 32-60 to account for license fees, business privilege tax, and income tax collected from companies involved in gaming to be used by designated public healthcare agencies of GovGuam.

Guam Ancestral Lands Commission (GALC) Operations Fund - This fund was established by Public Law 25-45 for the purpose of accounting for the payment of operational costs associated with the GALC.

Guam Ancestral Land Bank Fund - This fund was created for the purpose of accounting for all assets and revenues of the Land Bank, which consists of former Spanish Crown Lands and other non-ancestral lands conveyed by the United States federal government to GovGuam. The GALC acts as a developer of the lands with resulting lease rental income used to provide just compensation for those dispossessed landowners whose properties cannot be returned.

See Accompanying Independent Auditors' Report.

GOVERNMENT OF GUAM

Nonmajor Governmental Funds - Special Revenue Funds, Continued September 30, 2019

Guam Landowner's Recovery Fund - This fund was created for the purpose of accounting for the purpose of granting loans, loan guarantees or grant-in-aid to landowners, or to defer costs or fees for professional services required by those landowners or class of landowners who have ancestral land claims.

Guam Ancestral Lands Commission Survey Infrastructure and Development Fund - This fund was created for the purpose of accounting for the proceeds of lease revenues earned from all leases of Apra Harbor Reservation F-12 and Parcel N14-1 (the Polaris Point parcels) under the jurisdiction of the GALC. This fund shall be used for the surveying and mapping, purchase and installation of infrastructure, including paved access roads and commercial development, of the GALC properties, and for the administrative, operational, and financial support of these efforts.

Guam Cancer Trust Fund - This fund was created to provide financial assistance to organizations that provide patient directed services for the prevention of cancers, its treatment, diagnosis, and other services that *may* be required to access treatment, including, but *not limited to*, off-island transportation and temporary housing.

Guam Charter Schools Fund - This fund was created by Public Law 29-140 to account for all funds received under the Guam Academy Charter Schools Act of 2009.

GCC Capital Improvements Fund - This fund was created by Public Law 31-229 to account for lease rental payments payable pursuant to the lease-back agreement entered into to secure financing for the construction, expansion, renovation, and/or hardening of the Gregorio G. Perez Crime Lab Building, and GCC Building # 100 and # 200.

Guam Environmental Trust Fund - This fund was created through Public Law 21-10. The fund is administered by the Guam Environmental Protection Agency and was created to clean up hazardous materials and to restore and repair damage to the environment. Revenues are generated through collection of a 2% assessment fee on all commercial and industrial liability insurance premiums which will be collected by the Department of Revenue and Taxation.

Guam Plant Inspection and Permit Fund - This fund was created by Public Law 27-29 for the administration, operation, maintenance and improvement of the Plant Inspection Station of the Department of Agriculture.

Guam Invasive Species Inspection Fee Fund - This fund was created by Public Law 31-43 to account for fees collected by the Guam Department of Agriculture for the inspection, quarantine, and eradication of invasive species contained in any freight brought into Guam.

Guam Museum Fund - This fund was created by Public Law 25-69 to account for funds received separate and apart from other funds of the Guam Museum to fund the operations of the Guam Museum Board of Advisors.

Guam Preservation Trust Fund - This fund was created by Public Law 20-151 for the purpose of the preservation of the island's many historical and cultural locations. Revenues are derived from building permit fees assessed to contractors before the issuance of any type of building permit.

Guam Procurement Advisory Council Support Fund - This fund was created by Public Law 31-93 to account for the operations of the Guam Procurement Advisory Council.

See Accompanying Independent Auditors' Report.

GOVERNMENT OF GUAM

Nonmajor Governmental Funds - Special Revenue Funds, Continued September 30, 2019

Health and Human Services Fund - This fund was created by Public Law 24-174 to account for 10% of proceeds from the sale and securitization of the allocation under the Master Settlement Agreement for settlements received from the tobacco industry.

Healthy Futures Fund - This fund was created by Public Law 27-05 to account for 50% of proceeds received on alcoholic beverages excise taxes and all tobacco-related taxes to be expended for health and education programs relating to tobacco and alcohol prevention, cessation, treatment and control, and to improving overall health and well-being.

Health Professional Licensure Fund - This fund was created by Public Law 21-33 to defray the cost of obtaining standardized examination materials and services for the healing arts and cosmetology licensure and the cost of proctoring examination at the testing site.

Health and Security Trust Fund - This fund was created by Public Law 24-174 to account for 50% of proceeds from the sale and securitization of the allocation under the Master Settlement Agreement to be expended for the operations and capital expenditures of the Guam Memorial Hospital Authority.

Host Community Benefits Fund - This fund was created by Public Law 30-165 to recognize the impact on the villages of Inarajan and Ordot as host communities to the Leyon landfill and the Ordot Dump and funded by revenue from tipping fees.

Hotel Occupancy Tax Surplus Fund - This fund was created by Public Law 32-68 to account for hotel occupancy tax collections received by the Tourist Attraction Fund in excess of Bureau of Budget and Management Research revenue estimates.

Indirect Cost Fund - This fund was created by Public Law 29-113 to account for appropriations for the following purposes: (a) training such as Continuing Professional Education Credits, CPE; (b) negotiating and administering GovGuam's indirect cost rate; (c) purchasing of supplies and equipment associated with negotiating and administering GovGuam's indirect cost rate; and (d) automated budget development and maintenance.

Land Acquisition Fund - This fund was created by Public Law 9-170 to account for all costs of acquiring private land for public purposes.

Land Survey Revolving Fund - This fund was created in order to administer the surveying, mapping, and registration of all government-owned properties. Revenues are derived from certain documentary fees and proceeds from leases of government land. Funds are expended after allotments authorizing their expenditure are created by the Bureau of Budget and Management Research.

Limited Gaming Fund - This fund was created by Public Law 26-52 to account for activities under the Gaming Control Act.

Manpower Development Fund - This fund was created by Public Law 18-48 to enhance manpower training programs. The fund receives revenues from registration fees of non-immigrant workers.

Medical Use of Cannabis Fund - This fund was created by Public Law 32-134 to account for activities associated with the legal use of cannabis for medicinal purposes.

See Accompanying Independent Auditors' Report.

GOVERNMENT OF GUAM

Nonmajor Governmental Funds - Special Revenue Funds, Continued September 30, 2019

Mental Health and Substance Abuse Fund - This fund was created by Public Law 26-68 to account for all proceeds received by the Youth Tobacco Education and Prevention Fund to be expended for youth compliance monitoring and tobacco and drug prevention and education programs.

MHSA Services Fund - This fund was created by Public Law 31-233 to account for proceeds from the collection of any fees by the Department of Mental Health and Substance Abuse.

Notary Public Revolving Fund - This fund was created by Public Law 21-106 to account for revenues received under the Model Notary Law.

Office of the Attorney General Fund - This fund was created to account for collections received by the Office of the Attorney General.

Office of Vital Statistics Revolving Fund - This fund was created by Public Law 31-213 to account for revenues received by the Territorial Registrar, Office of Vital Statistics, within the Department of Public Health and Social Services.

Pesticide Management Fund - This fund was created by Public Law 29-46 to account for fees collected by the Guam Environmental Protection Agency to be used for the purchase of equipment, payment of personnel costs, public outreach, training, contracts, and disposal of confiscated pesticides and devices associated with the Pesticide Enforcement program.

Plant Nursery Revolving Fund - This fund was created by Public Law 26-140 to account for fees collected under the Department of Agriculture's Fee Schedule for plant nursery services and activities.

Police Patrol Vehicle and Equipment Revolving Fund - This fund was created by Public Law 32-205 to account for the collection of vehicle safety inspection fees to be used for the acquisition of vehicles and associated equipment by the Guam Police Department.

Police Services Fund - This fund was created by Public Law 24-23 for the purpose of funding the general operational needs of the Guam Police Department. Revenues are derived mainly from miscellaneous services and fees provided by the department.

Prison Industries Revolving Fund - This fund was created by Public Law 29-94 to account for all revenues collected under the Department of Correction's Prison Industries program that was established as a means for inmates to receive job training and skills development.

Professional Engineers', Architects' and Surveyors' Fund - This fund was created to receive fees from licenses and license renewals and to use those funds to administer and enforce the laws relating to professional engineers, architects and land surveyors.

Public Library System Fund - This fund accounts for the operations of all libraries in the Library System on Guam in accordance with the rules and regulations promulgated by the Library Board.

Public Market Revolving Fund - This fund was created by Public Law 28-68 to account for fees paid by producers or sellers for the use of space at public markets under the control of the Department of Chamorro Affairs.

Public Recreation Services Fund - This fund was created by Public Law 27-106 to account for the maintenance, upgrade and upkeep of all parks and recreational facilities within the jurisdiction of the Department of Parks and Recreation, and the creation and continuance of existing community related programs and activities for the benefit of the island.

See Accompanying Independent Auditors' Report.

GOVERNMENT OF GUAM

Nonmajor Governmental Funds - Special Revenue Funds, Continued September 30, 2019

Public Transit Fund – This fund was created by Public Law 26-76 under the authority of the Department of Administration to operate Guam's mass transit system.

Rabies Prevention Fund – This fund was created by Public Law 24-216 to maintain, enhance and secure the prevention of rabies on Guam. Revenues are derived from issuance of entry permits for any dog or cat imported into Guam.

Recycling Revolving Fund – This fund was created by Public Law 28-171 to account for recycling fees levied upon the registered owner of a motor vehicle to assist in the recycling and disposal of motor vehicles and other recyclable materials.

Safe Drinking Water Fund – This fund was created to account for fees, monetary charges and other funds collected or received by the Guam Environmental Protection Agency pursuant to the Safe Drinking Water Act to be used for the administration and implementation of the Safe Drinking Water Program; for public education and similar outreach programs; and promotions aimed at increasing awareness of the dangers of using pipes, plumbing fittings or fixtures containing lead over the acceptable limit set by this Act or regulations.

Safe Homes, Safe Streets Fund - This fund was created by Public Law 27-104 to account for public safety and social programs that enforce alcohol regulations, reduce underage drinking, support traffic safety, reduce drug-related violence and abuse, an/or support community-based drug and substance abuse prevention programs at the Guam Police Department, the Guam Public School System, the Department of Public Health and Social Services, the Department of Youth Affairs, the Department of Mental Health & Substance Abuse

Safe Streets Fund - This fund was created by Public Law 22-41 to account for fines collected for certain offenses involving alcohol and controlled substances, convictions involving children, vehicular negligence and homicide, and drinking while driving a motor vehicle. So much of the Fund as is required is appropriated to the Department of Corrections to be used to compensate staff and provide supplies or facilities to house incarcerated persons convicted of misdemeanors and persons convicted of abovementioned offenses.

Section 2718 Fund - This fund was created by Public Law 31-77 to account for all proceeds from rebates paid to and entitled to GovGuam pursuant to Section 2718(b)(1)(A) of the Public Health Services Act, as amended by the Patient Protection and Affordable Care Act (PPACA), Public Law 111-148.

Solid Waste Management Plan - This fund was created by Public Law 25-175 to be administered by the Guam Environmental Protection Agency to deal with solid waste management.

Solid Waste Operations Fund - This fund was created by Public Law 24-272 to provide a financing source for GovGuam's costs and expenses directly related to the closure and post-closure of the solid waste landfill.

Special Assets Forfeiture Fund - This fund was created by Public Law 26-120 to account for property that is forfeited under any local law enforced or administered by the Guam Police Department.

Stray Dog Revolving Fund - This fund was created by Public Law 28-108 to account for the imposition of mandatory fines on owners of impounded dogs.

See Accompanying Independent Auditors' Report.

GOVERNMENT OF GUAM

Nonmajor Governmental Funds - Special Revenue Funds, Continued September 30, 2019

Street Light Fund - This fund was created by Public Law 27-38 to pay for the installation and operation of public street lights.

Tax Collection Fund - This fund was created by Public Law 27-05. Fifty percent (50%) of the fund is earmarked for the purposes of employing tax technicians, revenue agents, revenue officers, and for other related expenses in order to increase collection of taxes and for the salaries of employees serving as Passport Acceptance Agents. The remaining fifty percent (50%) is to be deposited in the Public School Library Resources Fund.

Territorial Educational Facilities Fund (TEF) - TEF was created by Public Law 22-19 (as amended by Public Law 23-14) to account for all real property tax revenues received by or on behalf of GovGuam. These revenues are used for the debt service payments of the General Obligation Bonds, 1993 Series A and 1995 Series A.

Territorial Highway Fund - This fund was created for the purpose of obtaining proper maintenance and construction of highways and for the implementation of Highway Safety plans, programs and projects. Revenues are derived from Federal grants, certain liquid fuels taxes, vehicle registration fees and local appropriations.

Tourist Attraction Fund - This fund was created to finance the improvement of the physical facilities of Guam's parks and recreation areas. Financing is provided by the imposition of an 11 percent tax on lodging provided to transients.

Truck Enforcement Screening Station Facility Fund - This fund was created by Public Law 33-106 to account for fees collected from the monitoring of size, weight and load limitations and restriction of certain vehicles operating on Guam roads.

Underground Storage Tank Management Fund - This fund was created by Public Law 20-106 to account for collections received under the Underground Storage of Regulated Substances Act.

UOG Capital Improvements Fund - This fund was created by Public Law 26-48 to account for the design, construction and collateral equipment of the College of Business and Public Administration, and for the replacement of the roof of the Fine Arts Building.

Victim/Witness Travelling-Housing Fund - This fund was created by Public Law 30-60 to account for fees received by the Office of the Attorney General for requested statements issued about the disposition of a person's criminal arrest or criminal case.

Water Protection Fund - This fund was created by Public Law 22-47 to provide funding for the administration and implementation and enforcement of the Water Pollution Control Act and regulations promulgated from said Act, for educational programs and grants for research and development, advertisement promotions, and inspections of facilities to prevent or minimize erosion that contributes to pollution of the waters.

Water Research and Development Fund - This fund was created by Public Law 22-47 to conduct water resource research which will contribute to the effective planning and management of Guam's underground and surface water, and to the development of programs which promote the best use of these resources.

See Accompanying Independent Auditors' Report.

GOVERNMENT OF GUAM

Nonmajor Governmental Funds - Special Revenue Funds, Continued September 30, 2019

Wildlife Conservation Fund - This fund was created to preserve, manage, enhance and protect the Government's wildlife resources and their environment. Revenues are derived principally from the sale of hunting, fishing and harvesting licenses, fees and permits.

Workmen's Compensation Fund - This fund was authorized to be created by Public Law 1-88. Section 37042 of the Government Code of Guam requires a fund sufficient to secure compensation payments under Title XXXIII of the Government Code in respect to employees of GovGuam, its agencies and instrumentalities, including any public corporation. Funds are disbursed upon the order of the Workers Compensation Commission, of which the Director of Labor is the Commissioner.

Youth Tobacco Education and Prevention Fund – This fund was created by Public Law 25-187 to account for 10% of proceeds from the sale and securitization of the allocation under the Master Settlement Agreement to be utilized by the Department of Mental Health and Substance Abuse, for youth compliance monitoring and tobacco and drug prevention and education programs.

See Accompanying Independent Auditors' Report.

GOVERNMENT OF GUAM
Nonmajor Governmental Funds - Special Revenue Funds
Combining Balance Sheet
September 30, 2019

AS/400 Fund Number	674	236	265	667	661	611	266		282	624	669	415	646	105	250
	Aboveground Storage Tank Management	Accessible Parking	Air Pollution Control	Alcoholic Beverage Compliance Fees and Fines	Arts in Public Buildings	Banking and Insurance Enforcement	Board of Accountancy	Capitol District	Carrier Off-duty Services Revolving	Chamorro Land Trust Operations	Chamorro Land Trust Survey and Infrastructure	Chamorro Loan Guarantee	Child Care Revolving	Community Health Centers	Consumer Protection
ASSETS															
Cash and cash equivalents	\$ -	\$ -	\$ -	\$ -	\$ -	\$ 1,133,937	\$ 1,260,802	\$ -	\$ -	\$ 2,232,882	\$ 1,416	\$ -	\$ -	\$ 8,458,696	\$ -
Investments	-	-	-	-	-	-	752,261	-	-	-	-	-	-	-	-
Receivables, net:															
Taxes	-	-	-	-	-	-	-	-	-	-	-	-	-	-	-
Other	-	-	-	-	-	-	80,830	-	-	616,487	674	6,862	-	-	-
Due from component units	-	-	-	-	-	-	-	-	-	-	-	-	-	-	-
Due from other funds	28,800	8,270	281,285	7,770	192	-	-	-	50,040	-	279,590	150,577	45,777	-	3,523
Prepayments	-	-	-	-	-	-	-	-	-	-	-	-	-	-	-
Restricted assets:															
Cash and cash equivalents	-	-	-	-	-	-	-	472,435	-	-	-	341,348	-	-	-
Investments	-	-	-	-	-	-	-	-	-	-	-	300,000	-	-	-
Total assets	\$ 28,800	\$ 8,270	\$ 281,285	\$ 7,770	\$ 192	\$ 1,133,937	\$ 2,093,893	\$ 472,435	\$ 50,040	\$ 2,849,369	\$ 281,680	\$ 798,787	\$ 45,777	\$ 8,458,696	\$ 3,523
LIABILITIES, DEFERRED INFLOWS OF RESOURCES AND FUND BALANCES (DEFICIT)															
Liabilities:															
Accounts payable	\$ -	\$ -	\$ -	\$ -	\$ -	\$ -	\$ 36,708	\$ -	\$ -	\$ 286	\$ -	\$ -	\$ -	\$ 106,250	\$ -
Accrued payroll and other	-	-	9,107	-	-	-	-	-	38,099	32,581	-	-	-	101,356	-
Due to other funds	-	-	-	-	-	353,382	-	-	-	127,828	-	-	-	739,914	-
Deposits and other liabilities	-	-	-	-	-	-	-	-	-	-	-	-	-	-	-
Total liabilities	-	-	9,107	-	-	353,382	36,708	-	38,099	160,695	-	-	-	947,520	-
Deferred inflows of resources:															
Deferred revenues	-	-	-	-	-	-	-	-	-	701,300	458	3,262	-	-	-
Total liabilities and deferred inflows of resources	-	-	9,107	-	-	353,382	36,708	-	38,099	861,995	458	3,262	-	947,520	-
Fund balances (deficit):															
Restricted	-	-	-	-	-	-	-	472,435	-	-	-	641,348	-	-	-
Committed	28,800	8,270	272,178	7,770	192	780,555	2,057,185	-	11,941	1,987,374	281,222	154,177	45,777	7,511,176	3,523
Unassigned	-	-	-	-	-	-	-	-	-	-	-	-	-	-	-
Total fund balances (deficit)	28,800	8,270	272,178	7,770	192	780,555	2,057,185	472,435	11,941	1,987,374	281,222	795,525	45,777	7,511,176	3,523
Total liabilities, deferred inflows of resources and fund balances (deficit)	\$ 28,800	\$ 8,270	\$ 281,285	\$ 7,770	\$ 192	\$ 1,133,937	\$ 2,093,893	\$ 472,435	\$ 50,040	\$ 2,849,369	\$ 281,680	\$ 798,787	\$ 45,777	\$ 8,458,696	\$ 3,523

(continued)

GOVERNMENT OF GUAM
Nonmajor Governmental Funds - Special Revenue Funds
Combining Balance Sheet
September 30, 2019

AS/400 Fund Number	213	272	325	209 Customs, Agriculture and Quarantine Inspection Services	267	630	235	246	281	600	642	640	614
	Contractors' License Board	Controlled Substance Diversion	Criminal Injuries Compensation		Dededo Buffer Strip Revolving	DLM Building Construction	DPW Building and Design	Drivers' Education	Enhanced 911 Emergency Reporting System	Environmental Health	Equitable Sharing Program	Examiner Off-Duty Services	Government Ethics
ASSETS													
Cash and cash equivalents	\$ 1,405,358	\$ -	\$ 1,382,990	\$ 2,766,506	\$ -	\$ 2,942	\$ -	\$ -	\$ 5,670,934	\$ 596,477	\$ -	\$ -	\$ 1,009
Investments	-	-	-	-	-	-	-	-	-	-	-	-	-
Receivables, net:													
Taxes	-	-	-	-	-	-	-	-	-	-	-	-	-
Other	-	-	-	-	-	-	-	-	-	-	-	-	-
Due from component units	-	-	-	1,763,152	-	-	-	-	-	-	-	-	-
Due from other funds	-	403,509	9,350	-	305,520	-	2,653,819	29,720	-	682,466	31,624	-	-
Prepayments	-	-	-	85,350	-	-	-	-	-	-	-	-	-
Restricted assets:													
Cash and cash equivalents	-	-	-	-	-	-	-	-	-	-	-	-	-
Investments	-	-	-	-	-	-	-	-	-	-	-	-	-
Total assets	\$ 1,405,358	\$ 403,509	\$ 1,392,340	\$ 4,615,008	\$ 305,520	\$ 2,942	\$ 2,653,819	\$ 29,720	\$ 5,670,934	\$ 1,278,943	\$ 31,624	\$ -	\$ 1,009
LIABILITIES, DEFERRED INFLOWS OF RESOURCES AND FUND BALANCES (DEFICIT)													
Liabilities:													
Accounts payable	\$ -	\$ -	\$ 169	\$ -	\$ -	\$ -	\$ -	\$ -	\$ -	\$ -	\$ -	\$ -	\$ -
Accrued payroll and other	18,546	-	-	397,375	-	-	26,133	-	49,971	35,082	-	-	-
Due to other funds	467,160	-	-	1,010,122	-	-	-	-	116,842	-	-	10,939	-
Deposits and other liabilities	-	-	210,162	-	-	-	-	-	-	-	-	-	-
Total liabilities	485,706	-	210,331	1,407,497	-	-	26,133	-	166,813	35,082	-	10,939	-
Deferred inflows of resources:													
Deferred revenues	-	-	-	-	-	-	-	-	-	-	-	-	-
Total liabilities and deferred inflows of resources	485,706	-	210,331	1,407,497	-	-	26,133	-	166,813	35,082	-	10,939	-
Fund balances (deficit):													
Restricted	-	-	-	-	-	-	-	-	-	-	-	-	-
Committed	919,652	403,509	1,182,009	3,207,511	305,520	2,942	2,627,686	29,720	5,504,121	1,243,861	31,624	-	1,009
Unassigned	-	-	-	-	-	-	-	-	-	-	-	(10,939)	-
Total fund balances (deficit)	919,652	403,509	1,182,009	3,207,511	305,520	2,942	2,627,686	29,720	5,504,121	1,243,861	31,624	(10,939)	1,009
Total liabilities, deferred inflows of resources and fund balances (deficit)	\$ 1,405,358	\$ 403,509	\$ 1,392,340	\$ 4,615,008	\$ 305,520	\$ 2,942	\$ 2,653,819	\$ 29,720	\$ 5,670,934	\$ 1,278,943	\$ 31,624	\$ -	\$ 1,009

(continued)

GOVERNMENT OF GUAM
Nonmajor Governmental Funds - Special Revenue Funds
Combining Balance Sheet
September 30, 2019

AS/400 Fund Number	231	656				641	639	657	245	608	662	244	
	GFD Capital Revolving	GMHA Healthcare Trust and Development	Guam Ancestral Lands Operations	Guam Ancestral Land Bank	Guam Ancestral Landowners Recovery	Survey Infrastructure and Development	Guam Cancer Trust	Guam Charter Schools	Guam Community College Capital Improvements	Guam Environmental Trust	Guam Plant Inspection and Permit	Guam Invasive Species Inspection Fee	Guam Museum
ASSETS													
Cash and cash equivalents	\$ -	\$ 292,736	\$ 1,496	\$ 64,299	\$ 5,003	\$ 307,754	\$ 30	\$ 1,804	\$ -	\$ 837,151	\$ 240,627	\$ 311,560	\$ -
Investments	-	-	-	8,830,449	-	-	-	-	-	-	-	-	-
Receivables, net:													
Taxes	-	63,948	-	-	-	-	-	-	-	-	-	-	-
Other	-	-	-	1,355,385	-	4,923,029	-	-	-	-	-	-	-
Due from component units	-	-	-	-	-	-	-	-	-	-	-	-	-
Due from other funds	360,254	167,978	-	-	-	15,040	-	-	-	-	-	588,651	-
Prepayments	-	-	-	-	-	-	-	-	-	-	-	-	-
Restricted assets:													
Cash and cash equivalents	-	-	-	-	-	-	-	-	-	-	-	-	-
Investments	-	-	-	-	-	-	-	-	-	-	-	-	-
Total assets	\$ 360,254	\$ 524,662	\$ 1,496	\$ 10,250,133	\$ 5,003	\$ 5,245,823	\$ 30	\$ 1,804	\$ -	\$ 837,151	\$ 240,627	\$ 900,211	\$ -
LIABILITIES, DEFERRED INFLOWS OF RESOURCES AND FUND BALANCES (DEFICIT)													
Liabilities:													
Accounts payable	\$ -	\$ -	\$ -	\$ 60,604	\$ -	\$ 703,779	\$ -	\$ -	\$ -	\$ -	\$ -	\$ -	\$ -
Accrued payroll and other	-	-	-	-	-	-	-	-	3,502	-	15,442	-	-
Due to other funds	-	-	-	15,040	-	-	45	12,145	23,244	214,709	48,550	-	374,865
Deposits and other liabilities	-	-	-	75,310	-	-	-	-	-	-	-	-	-
Total liabilities	-	-	-	150,954	-	703,779	45	12,145	23,244	218,211	48,550	15,442	374,865
Deferred inflows of resources:													
Deferred revenues	-	-	-	1,176,970	-	1,000	-	-	-	-	-	-	-
Total liabilities and deferred inflows of resources	-	-	-	1,327,924	-	704,779	45	12,145	23,244	218,211	48,550	15,442	374,865
Fund balances (deficit):													
Restricted	-	-	-	-	-	-	-	-	-	-	-	-	-
Committed	360,254	524,662	1,496	8,922,209	5,003	4,541,044	-	-	-	618,940	192,077	884,769	-
Unassigned	-	-	-	-	-	-	(15)	(10,341)	(23,244)	-	-	-	(374,865)
Total fund balances (deficit)	360,254	524,662	1,496	8,922,209	5,003	4,541,044	(15)	(10,341)	(23,244)	618,940	192,077	884,769	(374,865)
Total liabilities, deferred inflows of resources and fund balances (deficit)	\$ 360,254	\$ 524,662	\$ 1,496	\$ 10,250,133	\$ 5,003	\$ 5,245,823	\$ 30	\$ 1,804	\$ -	\$ 837,151	\$ 240,627	\$ 900,211	\$ -

(continued)

GOVERNMENT OF GUAM
 Nonmajor Governmental Funds - Special Revenue Funds
 Combining Balance Sheet
 September 30, 2019

AS/400 Fund Number	326	651	270	602	241	311	634	652	658	632	351	222	655	232
	Guam Preservation Trust	Guam Procurement Advisory Council Support	Health and Human Services	Healthy Futures	Health Professional Licensure	Health and Security Trust	Historic Preservation Archaeological Mitigation	Host Community	Hotel Occupancy Tax Surplus	Indirect Cost	Land Acquisition	Land Survey Revolving	Limited Gaming	Manpower Development
ASSETS														
Cash and cash equivalents	\$ 395,179	\$ -	\$ 347,436	\$ 197,174	\$ 181,441	\$ 21,743	\$ -	\$ -	\$ 8,904	\$ 43	\$ 181	\$ -	\$ 1,541	\$ 1,873,908
Investments	-	-	-	-	-	-	-	-	-	-	-	-	-	-
Receivables, net:														
Taxes	-	-	-	2,693,369	-	-	-	-	-	-	-	-	130,289	-
Other	-	-	-	-	-	-	-	-	-	-	-	-	-	-
Due from component units	-	-	-	-	-	-	-	-	-	-	-	-	-	-
Due from other funds	-	1,931	17,771	9,546,287	218,194	-	100,000	53	1,041,858	-	70	207,800	3,186,588	-
Prepayments	-	-	-	-	-	-	-	-	-	-	-	-	-	-
Restricted assets:														
Cash and cash equivalents	-	-	-	-	-	-	-	-	-	-	-	-	-	-
Investments	-	-	-	-	-	-	-	-	-	-	-	-	-	-
Total assets	\$ 395,179	\$ 1,931	\$ 365,207	\$ 12,436,830	\$ 399,635	\$ 21,743	\$ 100,000	\$ 53	\$ 1,050,762	\$ 43	\$ 251	\$ 207,800	\$ 3,318,418	\$ 1,873,908
LIABILITIES, DEFERRED INFLOWS OF RESOURCES AND FUND BALANCES (DEFICIT)														
Liabilities:														
Accounts payable	\$ -	\$ -	\$ -	\$ 181,957	\$ -	\$ -	\$ -	\$ -	\$ -	\$ 9	\$ -	\$ -	\$ -	\$ -
Accrued payroll and other	-	-	-	736,783	1,841	-	-	-	-	55,299	-	104,743	-	5,376
Due to other funds	80,757	-	-	-	-	10,907	-	-	-	751,427	-	-	-	1,265,850
Deposits and other liabilities	-	-	-	-	-	-	-	-	-	-	-	-	-	566,181
Total liabilities	80,757	-	-	918,740	1,841	10,907	-	-	-	806,735	-	104,743	-	1,837,407
Deferred inflows of resources:														
Deferred revenues	-	-	-	-	-	-	-	-	-	-	-	-	-	-
Total liabilities and deferred inflows of resources	80,757	-	-	918,740	1,841	10,907	-	-	-	806,735	-	104,743	-	1,837,407
Fund balances (deficit):														
Restricted	-	-	-	-	-	-	-	-	-	-	-	-	-	-
Committed	314,422	1,931	365,207	11,518,090	397,794	10,836	100,000	53	1,050,762	-	251	103,057	3,318,418	36,501
Unassigned	-	-	-	-	-	-	-	-	-	(806,692)	-	-	-	-
Total fund balances (deficit)	314,422	1,931	365,207	11,518,090	397,794	10,836	100,000	53	1,050,762	(806,692)	251	103,057	3,318,418	36,501
Total liabilities, deferred inflows of resources and fund balances (deficit)	\$ 395,179	\$ 1,931	\$ 365,207	\$ 12,436,830	\$ 399,635	\$ 21,743	\$ 100,000	\$ 53	\$ 1,050,762	\$ 43	\$ 251	\$ 207,800	\$ 3,318,418	\$ 1,873,908

(continued)

GOVERNMENT OF GUAM
 Nonmajor Governmental Funds - Special Revenue Funds
 Combining Balance Sheet
 September 30, 2019

AS/400 Fund Number	671	294	653	261	648	650	629	211	663	263	644	215	604
	Medical Use of Cannabis	Mental Health and Substance Abuse	MHSA Services	Notary Public Revolving	Office of Attorney General	Office of Vital Statistics Revolving	Pesticide Management	Plant Nursery Revolving	Police Patrol Vehicle and Equipment Revolving	Police Services	Prison Industries Revolving	Professional Engineers', Architects' and Surveyors'	Public Library System
ASSETS													
Cash and cash equivalents	\$ -	\$ -	\$ -	\$ -	\$ -	\$ 128,667	\$ -	\$ -	\$ 93,354	\$ -	\$ -	\$ 162,320	\$ 36,755
Investments	-	-	-	-	-	-	-	-	-	-	-	-	-
Receivables, net:													
Taxes	-	-	-	-	-	-	-	-	-	-	-	-	-
Other	-	-	-	-	-	-	-	-	-	-	-	-	-
Due from component units	-	-	-	-	-	-	-	-	-	-	-	-	-
Due from other funds	8	-	128,275	192,883	4,779	152,878	-	20,448	334,927	14,566	1,569	23,524	-
Prepayments	-	-	-	-	-	-	-	-	-	-	-	-	-
Restricted assets:													
Cash and cash equivalents	-	-	-	-	-	-	-	-	-	-	-	-	-
Investments	-	-	-	-	-	-	-	-	-	-	-	-	-
Total assets	\$ 8	\$ -	\$ 128,275	\$ 192,883	\$ 4,779	\$ 281,545	\$ -	\$ 20,448	\$ 428,281	\$ 14,566	\$ 1,569	\$ 185,844	\$ 36,755
LIABILITIES, DEFERRED INFLOWS OF RESOURCES AND FUND BALANCES (DEFICIT)													
Liabilities:													
Accounts payable	\$ -	\$ -	\$ -	\$ -	\$ -	\$ -	\$ -	\$ -	\$ -	\$ -	\$ -	\$ -	\$ -
Accrued payroll and other	-	-	-	96	-	4,306	5,938	-	-	1,180	-	7,921	-
Due to other funds	-	989	-	-	-	-	34,759	-	-	-	-	-	79,415
Deposits and other liabilities	-	-	-	-	-	-	-	-	-	-	-	-	-
Total liabilities	-	989	-	96	-	4,306	40,697	-	-	1,180	-	7,921	79,415
Deferred inflows of resources:													
Deferred revenues	-	-	-	-	-	-	-	-	-	-	-	-	-
Total liabilities and deferred inflows of resources	-	989	-	96	-	4,306	40,697	-	-	1,180	-	7,921	79,415
Fund balances (deficit):													
Restricted	-	-	-	-	-	-	-	-	-	-	-	-	-
Committed	8	-	128,275	192,787	4,779	277,239	-	20,448	428,281	13,386	1,569	177,923	-
Unassigned	-	(989)	-	-	-	-	(40,697)	-	-	-	-	-	(42,660)
Total fund balances (deficit)	8	(989)	128,275	192,787	4,779	277,239	(40,697)	20,448	428,281	13,386	1,569	177,923	(42,660)
Total liabilities, deferred inflows of resources and fund balances (deficit)	\$ 8	\$ -	\$ 128,275	\$ 192,883	\$ 4,779	\$ 281,545	\$ -	\$ 20,448	\$ 428,281	\$ 14,566	\$ 1,569	\$ 185,844	\$ 36,755

(continued)

GOVERNMENT OF GUAM
Nonmajor Governmental Funds - Special Revenue Funds
Combining Balance Sheet
September 30, 2019

AS/400 Fund Number	666	620	317	285	619	289	601	217	647	284	416	605	625	202
	Public Market Revolving	Public Recreation Services	Public Transit	Rabies Prevention	Recycling Revolving	Safe Drinking Water	Safe Homes Safe Streets	Safe Streets	Section 2718	Solid Waste Management Plan	Solid Waste Operations	Special Assets Forfeiture	Stray Dog Revolving	Street Light
ASSETS														
Cash and cash equivalents	\$ -	\$ 142,393	\$ -	\$ -	\$ 931,873	\$ -	\$ -	\$ 81,082	\$ -	\$ -	\$ 8,110,564	\$ 737,265	\$ -	\$ -
Investments	-	-	-	-	-	-	-	-	-	-	-	-	-	-
Receivables, net:														
Taxes	-	-	-	-	-	-	-	-	-	-	-	-	-	-
Other	-	-	-	-	-	-	-	-	-	-	3,235,811	-	-	-
Due from component units	-	-	-	-	-	-	-	-	-	-	-	-	-	-
Due from other funds	-	-	-	55,082	1,659,699	13,444	8,750	-	21,480	76,829	-	210,806	1,258	4,208
Prepayments	-	-	-	-	-	-	-	-	-	-	-	-	-	-
Restricted assets:														
Cash and cash equivalents	-	-	-	-	-	-	-	-	-	-	5,840,010	-	-	-
Investments	-	-	-	-	-	-	-	-	-	-	-	-	-	-
Total assets	\$ -	\$ 142,393	\$ -	\$ 55,082	\$ 2,591,572	\$ 13,444	\$ 8,750	\$ 81,082	\$ 21,480	\$ 76,829	\$ 17,186,385	\$ 948,071	\$ 1,258	\$ 4,208
LIABILITIES, DEFERRED INFLOWS OF RESOURCES AND FUND BALANCES (DEFICIT)														
Liabilities:														
Accounts payable	\$ -	\$ -	\$ -	\$ -	\$ -	\$ -	\$ -	\$ -	\$ -	\$ -	\$ 1,511,891	\$ -	\$ -	\$ -
Accrued payroll and other	-	-	-	-	2,506	-	-	-	-	-	97,777	-	-	-
Due to other funds	4,576	286,360	341,582	-	-	-	-	223,559	-	-	2,538,228	-	-	-
Deposits and other liabilities	-	-	-	-	-	-	-	-	-	-	-	-	-	-
Total liabilities	4,576	286,360	341,582	-	2,506	-	-	223,559	-	-	4,147,896	-	-	-
Deferred inflows of resources:														
Deferred revenues	-	-	-	-	-	-	-	-	-	-	-	-	-	-
Total liabilities and deferred inflows of resources	4,576	286,360	341,582	-	2,506	-	-	223,559	-	-	4,147,896	-	-	-
Fund balances (deficit):														
Restricted	-	-	-	-	-	-	-	-	-	-	5,045,879	-	-	-
Committed	-	-	-	55,082	2,589,066	13,444	8,750	-	21,480	76,829	7,992,610	948,071	1,258	4,208
Unassigned	(4,576)	(143,967)	(341,582)	-	-	-	-	(142,477)	-	-	-	-	-	-
Total fund balances (deficit)	(4,576)	(143,967)	(341,582)	55,082	2,589,066	13,444	8,750	(142,477)	21,480	76,829	13,038,489	948,071	1,258	4,208
Total liabilities, deferred inflows of resources and fund balances (deficit)	\$ -	\$ 142,393	\$ -	\$ 55,082	\$ 2,591,572	\$ 13,444	\$ 8,750	\$ 81,082	\$ 21,480	\$ 76,829	\$ 17,186,385	\$ 948,071	\$ 1,258	\$ 4,208

(continued)

GOVERNMENT OF GUAM
Nonmajor Governmental Funds - Special Revenue Funds
Combining Balance Sheet
September 30, 2019

AS/400 Fund Number	603	205	208	206	257 Truck Enforcement Screening Station Facility	636 Under- ground Storage Tank Management	297 University of Guam Capital Improve- ments	637 Victim/ Witness Travel- Housing	283 Water Protection	300 Water Research and Development	203 Wildlife Conservation	310 Workman's Compensation	276 Youth Tobacco Education and Prevention	Total
	Tax Collection	Territorial Educational Facilities	Territorial Highway	Tourist Attraction										
ASSETS														
Cash and cash equivalents	\$ -	\$ 965,340	\$ 3,412,579	\$ 5,193,578	\$ -	\$ 255,760	\$ -	\$ -	\$ -	\$ -	\$ -	\$ -	\$ 5,288	\$ 50,260,777
Investments	-	-	-	-	-	-	-	-	-	-	-	-	-	9,582,710
Receivables, net:														
Taxes	-	796,332	1,104,308	3,122,747	-	-	-	-	-	-	-	-	-	7,910,993
Other	-	-	-	-	-	-	-	-	-	-	-	-	-	10,219,078
Due from component units	-	-	-	-	-	-	-	-	-	-	-	-	-	1,763,152
Due from other funds	293,042	-	3,124,025	-	376,395	-	1,296,137	17,780	45,919	67,118	86,831	411,322	2,050	29,070,339
Prepayments	-	-	-	-	-	-	-	-	-	-	-	-	-	85,350
Restricted assets:														
Cash and cash equivalents	-	-	-	-	-	-	-	-	-	-	-	-	-	6,653,793
Investments	-	-	-	-	-	-	-	-	-	-	-	-	-	300,000
Total assets	\$ 293,042	\$ 1,761,672	\$ 7,640,912	\$ 8,316,325	\$ 376,395	\$ 255,760	\$ 1,296,137	\$ 17,780	\$ 45,919	\$ 67,118	\$ 86,831	\$ 411,322	\$ 7,338	\$ 115,846,192
LIABILITIES, DEFERRED INFLOWS OF RESOURCES AND FUND BALANCES (DEFICIT)														
Liabilities:														
Accounts payable	\$ -	\$ -	\$ 133,236	\$ 1,600	\$ -	\$ -	\$ 1,233,284	\$ -	\$ -	\$ -	\$ -	\$ -	\$ -	\$ 3,969,773
Accrued payroll and other	20,736	97,556	555,289	124,278	-	2,179	-	-	-	2,247	-	-	-	2,553,245
Due to other funds	-	244,993	-	6,104,373	-	102,251	-	-	-	-	-	-	-	15,584,811
Deposits and other liabilities	-	-	829,786	-	-	-	-	-	-	-	-	-	-	1,681,439
Total liabilities	20,736	342,549	1,518,311	6,230,251	-	104,430	1,233,284	-	-	2,247	-	-	-	23,789,268
Deferred inflows of resources:														
Deferred revenues	-	-	-	-	-	-	-	-	-	-	-	-	-	1,882,990
Total liabilities and deferred inflows of resources	20,736	342,549	1,518,311	6,230,251	-	104,430	1,233,284	-	-	2,247	-	-	-	25,672,258
Fund balances (deficit):														
Restricted	-	-	-	-	-	-	-	-	-	-	-	-	-	6,159,662
Committed	272,306	1,419,123	6,122,601	2,086,074	376,395	151,330	62,853	17,780	45,919	64,871	86,831	411,322	7,338	85,957,316
Unassigned	-	-	-	-	-	-	-	-	-	-	-	-	-	(1,943,044)
Total fund balances (deficit)	272,306	1,419,123	6,122,601	2,086,074	376,395	151,330	62,853	17,780	45,919	64,871	86,831	411,322	7,338	90,173,934
Total liabilities, deferred inflows of resources and fund balances (deficit)	\$ 293,042	\$ 1,761,672	\$ 7,640,912	\$ 8,316,325	\$ 376,395	\$ 255,760	\$ 1,296,137	\$ 17,780	\$ 45,919	\$ 67,118	\$ 86,831	\$ 411,322	\$ 7,338	\$ 115,846,192

GOVERNMENT OF GUAM
Nonmajor Governmental Funds - Special Revenue Funds
Combining Statement of Revenues, Expenditures by Function, and Changes in Fund Balances (Deficit)
Year Ended September 30, 2019

AS/400 Fund Number	674	236	265	667	661	611	266		282	624	669	415	646	105	250
	Aboveground Storage Tank Management	Accessible Parking	Air Pollution Control	Alcoholic Beverage Compliance Fees and Fines	Arts in Public Buildings	Banking and Insurance Enforcement	Board of Accountancy	Capitol District	Carrier Off-duty Services Revolving	Chamorro Land Trust Operations	Chamorro Land Trust Survey and Infrastructure	Chamorro Loan Guarantee	Child Care Revolving	Community Health Centers	Consumer Protection
Revenues:															
Taxes:															
Property	\$ -	\$ -	\$ -	\$ -	\$ -	\$ -	\$ -	\$ -	\$ -	\$ -	\$ -	\$ 147,635	\$ -	\$ -	\$ -
Hotel	-	-	-	-	-	-	-	-	-	-	-	-	-	-	-
Liquid fuel	-	-	-	-	-	-	-	-	-	-	-	-	-	-	-
Tobacco	-	-	-	-	-	-	-	-	-	-	-	-	-	-	-
Alcoholic beverages	-	-	-	-	-	-	-	-	-	-	-	-	-	-	-
Limited gaming	-	-	-	-	-	-	-	-	-	-	-	-	-	-	-
Intergovernmental	-	-	-	-	-	-	-	-	-	-	-	-	-	2,405,719	-
Licenses and permits	28,800	390	127,962	7,770	-	552,756	990,810	-	816,611	815,134	16,555	-	6,170	2,219,420	360
Charges for services	-	-	-	-	-	-	-	248,813	-	-	-	-	-	-	-
Interest and investment earnings	-	-	-	-	-	1,022	-	268	-	3,770	2	772	-	-	-
Contributions from component units	-	-	-	-	-	-	-	-	-	-	-	-	-	-	-
Other	-	-	-	-	-	-	32,132	-	-	6,585	256,665	-	-	-	-
Total revenues	28,800	390	127,962	7,770	-	553,778	1,022,942	249,081	816,611	825,489	273,222	148,407	6,170	4,625,139	360
Expenditures by Function:															
Current:															
General government	-	-	-	-	-	418,353	793,548	120	-	944,301	-	3,262	-	-	-
Protection of life and property	-	-	-	-	-	-	-	-	812,747	-	-	-	-	-	1,110
Public health	-	-	-	-	-	-	-	-	-	-	-	-	-	4,029,978	-
Community services	-	4,654	-	-	-	-	-	-	-	-	-	-	350	-	-
Recreation	-	-	-	-	-	-	-	-	-	-	-	-	-	-	-
Individual and collective rights	-	-	-	-	-	-	-	-	-	-	-	-	-	-	-
Transportation	-	-	-	-	-	-	-	-	-	-	-	-	-	-	-
Public education	-	-	-	-	-	-	-	-	-	-	-	-	-	-	-
Environmental protection	-	-	209,725	-	-	-	-	-	-	-	-	-	-	-	-
Economic development	-	-	-	-	-	-	-	-	-	-	-	-	-	-	-
Payments to:															
Guam Community College	-	-	-	-	-	-	-	-	-	-	-	-	-	-	-
Guam Memorial Hospital Authority	-	-	-	-	-	-	-	-	-	-	-	-	-	-	-
Guam Preservation Trust	-	-	-	-	-	-	-	-	-	-	-	-	-	-	-
Guam Visitors Bureau	-	-	-	-	-	-	-	-	-	-	-	-	-	-	-
University of Guam	-	-	-	-	-	-	-	-	-	-	-	-	-	-	-
Miscellaneous appropriations	-	-	-	-	-	-	-	-	-	-	-	-	-	-	-
Debt service:															
Principal retirement	-	-	-	-	-	-	-	65,180	-	-	-	-	-	-	-
Interest and fiscal charges	-	-	-	-	-	-	-	254,020	-	-	-	-	-	-	-
Total expenditures	-	4,654	209,725	-	-	418,353	793,548	319,320	812,747	944,301	-	3,262	350	4,029,978	1,110
Excess (deficiency) of revenues over (under) expenditures	28,800	(4,264)	(81,763)	7,770	-	135,425	229,394	(70,239)	3,864	(118,812)	273,222	145,145	5,820	595,161	(750)
Other financing sources (uses):															
Transfers in from other funds	-	-	-	-	-	-	-	113,553	-	-	-	-	-	-	-
Transfers out to other funds	-	-	-	-	-	-	-	-	-	-	-	-	-	-	-
Total other financing sources (uses), net	-	-	-	-	-	-	-	113,553	-	-	-	-	-	-	-
Net change in fund balances (deficit)	28,800	(4,264)	(81,763)	7,770	-	135,425	229,394	43,314	3,864	(118,812)	273,222	145,145	5,820	595,161	(750)
Fund balances (deficit) at beginning of year	-	12,534	353,941	-	192	645,130	1,827,791	429,121	8,077	2,106,186	8,000	650,380	39,957	6,916,015	4,273
Fund balances (deficit) at end of year	\$ 28,800	\$ 8,270	\$ 272,178	\$ 7,770	\$ 192	\$ 780,555	\$ 2,057,185	\$ 472,435	\$ 11,941	\$ 1,987,374	\$ 281,222	\$ 795,525	\$ 45,777	\$ 7,511,176	\$ 3,523

(continued)

GOVERNMENT OF GUAM
Nonmajor Governmental Funds - Special Revenue Funds
Combining Statement of Revenues, Expenditures by Function, and Changes in Fund Balances (Deficit)
Year Ended September 30, 2019

AS/400 Fund Number	213	272	325	209 Customs, Agriculture and Quarantine Inspection Services	267 Dededo Buffer Strip Revolving	630 DLM Building Construction	235 DPW Building and Design	246 Drivers' Education	281 Enhanced 911 Emergency Reporting System	600 Environmental Health	642 Equitable Sharing Program	640 Examiner Off-Duty Services	614 Government Ethics
Revenues:													
Taxes:													
Property	\$ -	\$ -	\$ -	\$ -	\$ -	\$ -	\$ -	\$ -	\$ -	\$ -	\$ -	\$ -	\$ -
Hotel	-	-	-	-	-	-	-	-	-	-	-	-	-
Liquid fuel	-	-	-	-	-	-	-	-	-	-	-	-	-
Tobacco	-	-	-	-	-	-	-	-	-	-	-	-	-
Alcoholic beverages	-	-	-	-	-	-	-	-	-	-	-	-	-
Limited gaming	-	-	-	-	-	-	-	-	-	-	-	-	-
Intergovernmental	-	-	-	-	-	-	-	-	-	-	-	-	-
Licenses and permits	716,749	249,650	5,782	15,220,311	49,110	-	1,621,925	6,410	2,104,930	1,501,304	-	26,415	-
Charges for services	-	-	-	-	-	-	-	-	-	-	-	-	-
Interest and investment earnings	1,177	-	1,783	1,796	-	4	-	-	4,485	891	-	-	1
Contributions from component units	-	-	-	-	-	-	-	-	-	-	-	-	-
Other	-	-	-	-	-	-	-	-	-	-	-	-	-
Total revenues	717,926	249,650	7,565	15,222,107	49,110	4	1,621,925	6,410	2,109,415	1,502,195	-	26,415	1
Expenditures by Function:													
Current:													
General government	477,468	-	-	-	-	-	584,400	-	-	-	62,209	8,108	-
Protection of life and property	-	-	109,734	12,775,888	-	-	-	-	1,335,611	-	-	-	-
Public health	-	43,500	-	-	-	-	-	-	-	912,277	-	-	-
Community services	-	-	-	-	-	-	-	-	-	-	-	-	-
Recreation	-	-	-	-	-	-	-	-	-	-	-	-	-
Individual and collective rights	-	-	-	-	-	-	-	-	-	-	-	-	-
Transportation	-	-	-	-	-	-	-	-	-	-	-	-	-
Public education	-	-	-	-	-	-	-	-	-	-	-	-	-
Environmental protection	-	-	-	-	-	-	-	-	-	-	-	-	-
Economic development	-	-	-	-	-	-	-	-	-	-	-	-	-
Payments to:													
Guam Community College	-	-	-	-	-	-	-	-	-	-	-	-	-
Guam Memorial Hospital Authority	-	-	-	-	-	-	-	-	-	-	-	-	-
Guam Preservation Trust	-	-	-	-	-	-	-	-	-	-	-	-	-
Guam Visitors Bureau	-	-	-	-	-	-	-	-	-	-	-	-	-
University of Guam	-	-	-	-	-	-	-	-	-	-	-	-	-
Miscellaneous appropriations	-	-	-	-	-	-	-	-	-	-	-	-	-
Debt service:													
Principal retirement	-	-	-	-	-	-	-	-	-	-	-	-	-
Interest and fiscal charges	-	-	-	-	-	-	-	-	-	-	-	-	-
Total expenditures	477,468	43,500	109,734	12,775,888	-	-	584,400	-	1,335,611	912,277	62,209	8,108	-
Excess (deficiency) of revenues over (under) expenditures	240,458	206,150	(102,169)	2,446,219	49,110	4	1,037,525	6,410	773,804	589,918	(62,209)	18,307	1
Other financing sources (uses):													
Transfers in from other funds	-	-	-	-	-	-	-	-	3,880,716	-	-	-	-
Transfers out to other funds	-	-	-	-	-	-	-	-	-	-	-	-	-
Total other financing sources (uses), net	-	-	-	-	-	-	-	-	3,880,716	-	-	-	-
Net change in fund balances (deficit)	240,458	206,150	(102,169)	2,446,219	49,110	4	1,037,525	6,410	4,654,520	589,918	(62,209)	18,307	1
Fund balances (deficit) at beginning of year	679,194	197,359	1,284,178	761,292	256,410	2,938	1,590,161	23,310	849,601	653,943	93,833	(29,246)	1,008
Fund balances (deficit) at end of year	\$ <u>919,652</u>	\$ <u>403,509</u>	\$ <u>1,182,009</u>	\$ <u>3,207,511</u>	\$ <u>305,520</u>	\$ <u>2,942</u>	\$ <u>2,627,686</u>	\$ <u>29,720</u>	\$ <u>5,504,121</u>	\$ <u>1,243,861</u>	\$ <u>31,624</u>	\$ <u>(10,939)</u>	\$ <u>1,009</u>

(continued)

GOVERNMENT OF GUAM
Nonmajor Governmental Funds - Special Revenue Funds
Combining Statement of Revenues, Expenditures by Function, and Changes in Fund Balances (Deficit)
Year Ended September 30, 2019

AS/400 Fund Number	231	656					641	639	657	245	608	662	244
	GFD Capital Revolving	GMHA Healthcare Trust and Development	Guam Ancestral Lands Operations	Guam Ancestral Land Bank	Guam Ancestral Landowners Recovery	Survey Infrastructure and Development	Guam Cancer Trust	Guam Charter Schools	Guam Community College Capital Improvements	Guam Environmental Trust	Guam Plant Inspection and Permit	Guam Invasive Species Inspection Fee	Guam Museum
Revenues:													
Taxes:													
Property	\$ -	\$ -	\$ -	\$ -	\$ -	\$ -	\$ -	\$ -	\$ -	\$ -	\$ -	\$ -	\$ -
Hotel	-	-	-	-	-	-	-	-	-	-	-	-	-
Liquid fuel	-	-	-	-	-	-	-	-	-	-	-	-	-
Tobacco	-	-	-	-	-	-	-	-	-	-	-	-	-
Alcoholic beverages	-	-	-	-	-	-	-	-	-	-	-	-	-
Limited gaming	-	2,477,723	-	-	-	-	-	-	-	-	-	-	-
Intergovernmental	-	-	-	-	-	-	-	-	-	-	-	-	-
Licenses and permits	953,904	-	-	498,459	-	5,199,765	-	-	-	469,758	98,726	923,652	409,997
Charges for services	-	-	-	-	-	-	-	-	-	-	-	-	-
Interest and investment earnings	-	456	5	80,351	16	531	-	2	-	839	253	394	-
Contributions from component units	-	-	-	-	-	-	-	-	-	-	-	-	-
Other	-	-	-	4,200	-	-	-	100	-	-	-	-	-
Total revenues	953,904	2,478,179	5	583,010	16	5,200,296	-	102	-	470,597	98,979	924,046	409,997
Expenditures by Function:													
Current:													
General government	-	-	3,824	129,423	-	742,113	-	-	-	-	-	-	-
Protection of life and property	877,757	-	-	-	-	-	-	-	-	-	-	-	-
Public health	-	-	-	-	-	-	-	-	-	-	-	-	-
Community services	-	-	-	-	-	-	-	-	-	-	-	-	-
Recreation	-	-	-	-	-	-	-	-	-	-	-	-	-
Individual and collective rights	-	-	-	-	-	-	-	-	-	-	-	-	956,719
Transportation	-	-	-	-	-	-	-	-	-	-	-	-	-
Public education	-	-	-	-	-	-	-	-	-	-	-	-	-
Environmental protection	-	-	-	-	-	-	-	-	-	264,973	-	-	-
Economic development	-	-	-	-	-	-	-	-	-	-	60,805	348,973	-
Payments to:													
Guam Community College	-	-	-	-	-	-	-	-	200,400	-	-	-	-
Guam Memorial Hospital Authority	-	2,489,437	-	-	-	-	-	-	-	-	-	-	-
Guam Preservation Trust	-	-	-	-	-	-	-	-	-	-	-	-	-
Guam Visitors Bureau	-	-	-	-	-	-	-	-	-	-	-	-	-
University of Guam	-	-	-	-	-	-	-	-	-	-	-	-	-
Miscellaneous appropriations	-	-	-	-	-	-	-	-	-	-	-	-	-
Debt service:													
Principal retirement	-	-	-	-	-	-	-	-	-	-	-	-	-
Interest and fiscal charges	-	-	-	-	-	-	-	-	-	-	-	-	-
Total expenditures	877,757	2,489,437	3,824	129,423	-	742,113	-	-	200,400	264,973	60,805	348,973	956,719
Excess (deficiency) of revenues over (under) expenditures	76,147	(11,258)	(3,819)	453,587	16	4,458,183	-	102	(200,400)	205,624	38,174	575,073	(546,722)
Other financing sources (uses):													
Transfers in from other funds	-	-	2,500	-	-	32,665	-	9,039,946	200,400	-	-	-	-
Transfers out to other funds	-	-	-	(32,665)	(2,500)	-	-	(9,039,946)	-	(46,976)	-	-	-
Total other financing sources (uses), net	-	-	2,500	(32,665)	(2,500)	32,665	-	-	200,400	(46,976)	-	-	-
Net change in fund balances (deficit)	76,147	(11,258)	(1,319)	420,922	(2,484)	4,490,848	-	102	-	158,648	38,174	575,073	(546,722)
Fund balances (deficit) at beginning of year	284,107	535,920	2,815	8,501,287	7,487	50,196	(15)	(10,443)	(23,244)	460,292	153,903	309,696	171,857
Fund balances (deficit) at end of year	\$ 360,254	\$ 524,662	\$ 1,496	\$ 8,922,209	\$ 5,003	\$ 4,541,044	\$ (15)	\$ (10,341)	\$ (23,244)	\$ 618,940	\$ 192,077	\$ 884,769	\$ (374,865)

(continued)

GOVERNMENT OF GUAM
Nonmajor Governmental Funds - Special Revenue Funds
Combining Statement of Revenues, Expenditures by Function, and Changes in Fund Balances (Deficit)
Year Ended September 30, 2019

AS/400 Fund Number	326	651	270	602	241	311	634	652	658	632	351	222	655	232
	Guam Preservation Trust	Guam Procurement Advisory Council Support	Health and Human Services	Healthy Futures	Health Professional Licensure	Health and Security Trust	Historic Preservation Archaeological Mitigation	Host Community	Hotel Occupancy Tax Surplus	Indirect Cost	Land Acquisition	Land Survey Revolving	Limited Gaming	Manpower Development
Revenues:														
Taxes:														
Property	\$ -	\$ -	\$ -	\$ -	\$ -	\$ -	\$ -	\$ -	\$ -	\$ -	\$ -	\$ -	\$ -	\$ -
Hotel	-	-	-	-	-	-	-	-	-	-	-	-	-	-
Liquid fuel	-	-	-	-	-	-	-	-	-	-	-	-	-	-
Tobacco	-	-	-	35,448,719	-	-	-	-	-	-	-	-	-	-
Alcoholic beverages	-	-	-	3,785,570	-	-	-	-	-	-	-	-	-	-
Limited gaming	-	-	-	-	-	-	-	-	-	-	-	-	1,681,783	-
Intergovernmental	-	-	-	-	-	-	-	-	-	-	-	-	-	-
Licenses and permits	820,005	-	15,150	-	303,893	-	-	-	-	-	-	3,041,296	-	1,497,300
Charges for services	-	-	-	-	-	-	-	-	-	990,514	-	-	-	-
Interest and investment earnings	224	-	6,663	2,849	246	417	-	-	227	-	-	-	50	1,179
Contributions from component units	-	-	-	300,000	-	-	-	-	-	-	-	-	-	-
Other	-	-	-	-	-	-	-	-	-	-	-	-	-	-
Total revenues	820,229	-	21,813	39,537,138	304,139	417	-	-	227	990,514	-	3,041,296	1,681,833	1,498,479
Expenditures by Function:														
Current:														
General government	-	-	-	536,482	-	-	-	-	-	1,528,093	-	3,219,351	59,150	-
Protection of life and property	-	-	-	93,546	-	-	-	-	-	-	-	-	-	-
Public health	-	-	-	25,712,282	109,294	-	-	-	-	-	-	-	-	-
Community services	-	-	-	178,398	-	-	-	-	-	-	-	-	-	-
Recreation	-	-	-	-	-	-	-	-	-	-	-	-	-	-
Individual and collective rights	-	-	-	-	-	-	-	-	-	-	-	-	13,896	-
Transportation	-	-	-	-	-	-	-	-	-	-	-	-	438,705	408,914
Public education	-	-	-	-	-	-	-	-	-	-	-	-	-	-
Environmental protection	-	-	-	-	-	-	-	342,921	-	-	-	-	-	-
Economic development	-	-	-	-	-	-	-	-	-	-	-	-	-	-
Payments to:														
Guam Community College	-	-	-	-	-	-	-	-	-	-	-	-	-	948,888
Guam Memorial Hospital Authority	-	-	-	9,665,129	-	-	-	-	1,235,540	-	-	-	-	-
Guam Preservation Trust	761,000	-	-	-	-	-	-	-	-	-	-	-	-	-
Guam Visitors Bureau	-	-	-	-	-	-	-	-	-	-	-	-	-	-
University of Guam	-	-	-	-	-	-	-	-	-	-	-	-	-	-
Miscellaneous appropriations	-	-	-	-	-	-	-	-	-	-	-	-	-	-
Debt service:														
Principal retirement	-	-	-	-	-	-	-	-	-	-	-	-	-	-
Interest and fiscal charges	-	-	-	-	-	-	-	-	-	-	-	-	-	-
Total expenditures	761,000	-	-	36,185,837	109,294	-	-	342,921	1,235,540	1,528,093	-	3,219,351	511,751	1,357,802
Excess (deficiency) of revenues over (under) expenditures	59,229	-	21,813	3,351,301	194,845	417	-	(342,921)	(1,235,313)	(537,579)	-	(178,055)	1,170,082	140,677
Other financing sources (uses):														
Transfers in from other funds	-	-	-	-	-	-	100,000	342,921	-	-	-	-	-	-
Transfers out to other funds	(100,000)	-	(1,515)	(2,028,037)	-	-	-	-	-	-	-	-	(524,913)	-
Total other financing sources (uses), net	(100,000)	-	(1,515)	(2,028,037)	-	-	100,000	342,921	-	-	-	-	(524,913)	-
Net change in fund balances (deficit)	(40,771)	-	20,298	1,323,264	194,845	417	100,000	-	(1,235,313)	(537,579)	-	(178,055)	645,169	140,677
Fund balances (deficit) at beginning of year	355,193	1,931	344,909	10,194,826	202,949	10,419	-	53	2,286,075	(269,113)	251	281,112	2,673,249	(104,176)
Fund balances (deficit) at end of year	\$ 314,422	\$ 1,931	\$ 365,207	\$ 11,518,090	\$ 397,794	\$ 10,836	\$ 100,000	\$ 53	\$ 1,050,762	\$ (806,692)	\$ 251	\$ 103,057	\$ 3,318,418	\$ 36,501

(continued)

GOVERNMENT OF GUAM
Nonmajor Governmental Funds - Special Revenue Funds
Combining Statement of Revenues, Expenditures by Function, and Changes in Fund Balances (Deficit)
Year Ended September 30, 2019

AS/400 Fund Number	671	294	653	261	648	650	629	211	663	263	644	215	604
	Medical Use of Cannabis	Mental Health and Substance Abuse	MHSA Services	Notary Public Revolving	Office of Attorney General	Office of Vital Statistics Revolving	Pesticide Management	Plant Nursery Revolving	Police Patrol Vehicle and Equipment Revolving	Police Services	Prison Industries Revolving	Professional Engineers', Architects' and Surveyors'	Public Library System
Revenues:													
Taxes:													
Property	\$ -	\$ -	\$ -	\$ -	\$ -	\$ -	\$ -	\$ -	\$ -	\$ -	\$ -	\$ -	\$ -
Hotel	-	-	-	-	-	-	-	-	-	-	-	-	-
Liquid fuel	-	-	-	-	-	-	-	-	-	-	-	-	-
Tobacco	-	-	-	-	-	-	-	-	-	-	-	-	-
Alcoholic beverages	-	-	-	-	-	-	-	-	-	-	-	-	-
Limited gaming	-	-	-	-	-	-	-	-	-	-	-	-	-
Intergovernmental	-	-	-	-	-	-	-	-	-	-	-	-	-
Licenses and permits	-	-	105,804	42,465	2,370	241,316	74,940	5,779	347,283	970,198	-	291,152	917,661
Charges for services	-	-	-	-	-	-	-	-	-	-	-	-	-
Interest and investment earnings	-	-	-	-	-	168	-	-	279	-	-	220	390
Contributions from component units	-	-	-	-	-	-	-	-	-	-	-	-	-
Other	-	-	-	-	-	-	-	-	-	-	-	-	-
Total revenues	-	-	105,804	42,465	2,370	241,484	74,940	5,779	347,562	970,198	-	291,372	918,051
Expenditures by Function:													
Current:													
General government	-	-	-	-	-	-	-	-	-	-	-	258,923	-
Protection of life and property	-	-	-	29,176	-	-	-	-	181,580	1,027,345	-	-	-
Public health	-	-	-	-	-	98,945	-	-	-	-	-	-	-
Community services	-	-	-	-	-	-	-	-	-	-	-	-	-
Recreation	-	-	-	-	-	-	-	-	-	-	-	-	-
Individual and collective rights	-	-	-	-	-	-	-	-	-	-	-	-	-
Transportation	-	-	-	-	-	-	-	-	-	-	-	-	-
Public education	-	-	-	-	-	-	-	-	-	-	-	-	-
Environmental protection	-	-	-	-	-	-	130,329	-	-	-	-	-	-
Economic development	-	-	-	-	-	-	-	1,590	-	-	-	-	-
Payments to:													
Guam Community College	-	-	-	-	-	-	-	-	-	-	-	-	-
Guam Memorial Hospital Authority	-	-	-	-	-	-	-	-	-	-	-	-	-
Guam Preservation Trust	-	-	-	-	-	-	-	-	-	-	-	-	-
Guam Visitors Bureau	-	-	-	-	-	-	-	-	-	-	-	-	-
University of Guam	-	-	-	-	-	-	-	-	-	-	-	-	-
Miscellaneous appropriations	-	-	-	-	-	-	-	-	-	-	-	-	-
Debt service:													
Principal retirement	-	-	-	-	-	-	-	-	-	-	-	-	-
Interest and fiscal charges	-	-	-	-	-	-	-	-	-	-	-	-	-
Total expenditures	-	-	-	29,176	-	98,945	130,329	1,590	181,580	1,027,345	-	258,923	-
Excess (deficiency) of revenues over (under) expenditures	-	-	105,804	13,289	2,370	142,539	(55,389)	4,189	165,982	(57,147)	-	32,449	918,051
Other financing sources (uses):													
Transfers in from other funds	-	-	-	-	-	-	-	-	-	-	-	-	-
Transfers out to other funds	-	-	-	-	-	-	-	-	-	-	-	-	(978,236)
Total other financing sources (uses), net	-	-	-	-	-	-	-	-	-	-	-	-	(978,236)
Net change in fund balances (deficit)	-	-	105,804	13,289	2,370	142,539	(55,389)	4,189	165,982	(57,147)	-	32,449	(60,185)
Fund balances (deficit) at beginning of year	8	(989)	22,471	179,498	2,409	134,700	14,692	16,259	262,299	70,533	1,569	145,474	17,525
Fund balances (deficit) at end of year	\$ 8	\$ (989)	\$ 128,275	\$ 192,787	\$ 4,779	\$ 277,239	\$ (40,697)	\$ 20,448	\$ 428,281	\$ 13,386	\$ 1,569	\$ 177,923	\$ (42,660)

(continued)

GOVERNMENT OF GUAM
Nonmajor Governmental Funds - Special Revenue Funds
Combining Statement of Revenues, Expenditures by Function, and Changes in Fund Balances (Deficit)
Year Ended September 30, 2019

AS/400 Fund Number	666	620	317	285	619	289	601	217	647	284	416	605	625	202
	Public Market Revolving	Public Recreation Services	Public Transit	Rabies Prevention	Recycling Revolving	Safe Drinking Water	Safe Homes Safe Streets	Safe Streets	Section 2718	Solid Waste Management Plan	Solid Waste Operations	Special Assets Forfeiture	Stray Dog Revolving	Street Light
Revenues:														
Taxes:														
Property	\$ -	\$ -	\$ -	\$ -	\$ -	\$ -	\$ -	\$ -	\$ -	\$ -	\$ -	\$ -	\$ -	\$ -
Hotel	-	-	-	-	-	-	-	-	-	-	-	-	-	-
Liquid fuel	-	-	-	-	-	-	-	-	-	-	-	-	-	-
Tobacco	-	-	-	-	-	-	-	-	-	-	-	-	-	-
Alcoholic beverages	-	-	-	-	-	-	-	-	-	-	-	-	-	-
Limited gaming	-	-	-	-	-	-	-	-	-	-	-	-	-	-
Intergovernmental	-	-	-	-	-	-	-	-	-	-	-	-	-	-
Licenses and permits	-	116,225	-	42,275	2,905,920	6,915	8,550	168,000	-	22,800	-	100,853	50	4,369,776
Charges for services	-	-	10,838	-	-	-	-	-	-	-	19,322,394	-	-	-
Interest and investment earnings	-	122	-	-	1,059	-	-	60	-	-	17,360	740	-	-
Contributions from component units	-	-	-	-	-	-	-	-	-	-	-	-	-	-
Other	-	-	-	-	-	-	-	-	-	-	-	-	-	-
Total revenues	-	116,347	10,838	42,275	2,906,979	6,915	8,550	168,060	-	22,800	19,339,754	101,593	50	4,369,776
Expenditures by Function:														
Current:														
General government	-	-	-	-	7,388	-	-	-	-	-	193,900	-	-	4,357,090
Protection of life and property	-	-	-	-	-	-	-	73,750	-	-	-	172,529	-	-
Public health	-	-	-	-	-	-	-	-	-	-	-	-	-	-
Community services	-	-	-	-	-	-	-	-	-	-	-	-	-	-
Recreation	-	172,430	-	-	-	-	-	-	-	-	-	-	-	-
Individual and collective rights	-	-	-	-	-	-	-	-	-	-	-	-	-	-
Transportation	-	-	486,286	-	-	-	-	-	-	-	-	-	-	-
Public education	-	-	-	-	-	-	-	-	-	-	-	-	-	-
Environmental protection	-	-	-	-	1,823,750	1,120	-	-	-	3,676	17,822,207	-	-	-
Economic development	-	-	-	15,784	-	-	-	-	-	-	-	-	-	-
Payments to:														
Guam Community College	-	-	-	-	-	-	-	-	-	-	-	-	-	-
Guam Memorial Hospital Authority	-	-	-	-	-	-	-	-	-	-	-	-	-	-
Guam Preservation Trust	-	-	-	-	-	-	-	-	-	-	-	-	-	-
Guam Visitors Bureau	-	-	-	-	-	-	-	-	-	-	-	-	-	-
University of Guam	-	-	-	-	-	-	-	-	-	-	-	-	-	-
Miscellaneous appropriations	-	-	-	-	-	-	-	-	-	-	-	-	-	-
Debt service:														
Principal retirement	-	-	-	-	-	-	-	-	-	-	-	-	-	-
Interest and fiscal charges	-	-	-	-	-	-	-	-	-	-	-	-	-	-
Total expenditures	-	172,430	486,286	15,784	1,831,138	1,120	-	73,750	-	3,676	18,016,107	172,529	-	4,357,090
Excess (deficiency) of revenues over (under) expenditures	-	(56,083)	(475,448)	26,491	1,075,841	5,795	8,550	94,310	-	19,124	1,323,647	(70,936)	50	12,686
Other financing sources (uses):														
Transfers in from other funds	-	-	314,472	-	-	-	-	-	-	-	-	-	-	-
Transfers out to other funds	-	-	-	-	-	-	-	-	-	-	(1,429,554)	-	-	-
Total other financing sources (uses), net	-	-	314,472	-	-	-	-	-	-	-	(1,429,554)	-	-	-
Net change in fund balances (deficit)	-	(56,083)	(160,976)	26,491	1,075,841	5,795	8,550	94,310	-	19,124	(105,907)	(70,936)	50	12,686
Fund balances (deficit) at beginning of year	(4,576)	(87,884)	(180,606)	28,591	1,513,225	7,649	200	(236,787)	21,480	57,705	13,144,396	1,019,007	1,208	(8,478)
Fund balances (deficit) at end of year	<u>\$ (4,576)</u>	<u>\$ (143,967)</u>	<u>\$ (341,582)</u>	<u>\$ 55,082</u>	<u>\$ 2,589,066</u>	<u>\$ 13,444</u>	<u>\$ 8,750</u>	<u>\$ (142,477)</u>	<u>\$ 21,480</u>	<u>\$ 76,829</u>	<u>\$ 13,038,489</u>	<u>\$ 948,071</u>	<u>\$ 1,258</u>	<u>\$ 4,208</u>

(continued)

GOVERNMENT OF GUAM
Nonmajor Governmental Funds - Special Revenue Funds
Combining Statement of Revenues, Expenditures by Function, and Changes in Fund Balances (Deficit)
Year Ended September 30, 2019

AS/400 Fund Number	603	205	208	206	257	636	297	637	283	300	203	310	276	Total
	Tax Collection	Territorial Educational Facilities	Territorial Highway	Tourist Attraction	Truck Enforcement Screening Station Facility	Under- ground Storage Tank Management	University of Guam Capital Improve- ments	Victim/ Witness Travel- Housing	Water Protection	Water Research and Development	Wildlife Conservation	Workman's Compensation	Youth Tobacco Education and Prevention	
Revenues:														
Taxes:														
Property	\$ -	\$ 33,185,837	\$ -	\$ -	\$ -	\$ -	\$ -	\$ -	\$ -	\$ -	\$ -	\$ -	\$ -	\$ 33,333,472
Hotel	-	-	-	44,701,481	-	-	-	-	-	-	-	-	-	44,701,481
Liquid fuel	-	-	14,428,017	-	-	-	-	-	-	-	-	-	-	14,428,017
Tobacco	-	-	-	-	-	-	-	-	-	-	-	-	-	35,448,719
Alcoholic beverages	-	-	-	-	-	-	-	-	-	-	-	-	-	3,785,570
Limited gaming	-	-	-	-	-	-	-	-	-	-	-	-	-	4,159,506
Intergovernmental	-	-	-	-	-	-	-	-	-	-	-	-	-	2,405,719
Licenses and permits	917,661	-	10,790,777	-	225,615	162,750	-	6,960	71,950	82,600	23,970	-	2,050	64,341,894
Charges for services	-	-	-	-	-	-	-	-	-	-	-	-	-	20,572,559
Interest and investment earnings	-	2,779	2,299	72,010	-	256	-	-	-	-	-	-	101	208,516
Contributions from component units	-	-	-	-	-	-	-	-	-	-	-	246,802	-	546,802
Other	-	-	-	-	-	-	-	-	-	-	-	-	-	299,682
Total revenues	917,661	33,188,616	25,221,093	44,773,491	225,615	163,006	-	6,960	71,950	82,600	23,970	246,802	2,151	224,231,937
Expenditures by Function:														
Current:														
General government	936,934	-	5,642,697	178,533	-	-	-	-	-	-	-	-	-	21,085,670
Protection of life and property	-	-	1,173,569	5,709,755	-	-	-	9,290	-	-	-	-	-	24,383,387
Public health	-	-	-	-	-	-	-	-	-	-	-	-	-	30,906,276
Community services	-	-	-	-	-	-	-	-	-	-	-	-	-	183,402
Recreation	-	-	-	3,278,210	-	-	-	-	-	-	-	-	-	3,464,536
Individual and collective rights	-	278,242	5,449,575	3,784,441	-	-	-	-	-	-	-	918,140	-	12,234,736
Transportation	-	-	6,444,453	-	-	-	-	-	-	-	-	-	-	6,930,739
Public education	-	8,441,243	548,946	-	-	-	-	-	-	-	-	-	-	8,990,189
Environmental protection	-	-	-	86,983	-	83,604	-	-	51,377	61,323	-	-	-	20,881,988
Economic development	-	-	-	308,074	-	-	-	-	-	-	7,437	-	-	742,663
Payments to:														
Guam Community College	-	138,931	-	24,154	-	-	-	-	-	-	-	-	-	1,312,373
Guam Memorial Hospital Authority	-	-	-	-	-	-	-	-	-	-	-	-	-	13,390,106
Guam Preservation Trust	-	-	-	-	-	-	-	-	-	-	-	-	-	761,000
Guam Visitors Bureau	-	-	-	22,335,216	-	-	-	-	-	-	-	-	-	22,335,216
University of Guam	-	211,870	-	200,000	-	-	1,164,483	-	-	-	-	-	-	1,576,353
Miscellaneous appropriations	-	-	156,739	-	-	-	-	-	-	-	-	-	-	156,739
Debt service:														
Principal retirement	-	-	-	-	-	-	-	-	-	-	-	-	-	65,180
Interest and fiscal charges	-	-	-	-	-	-	-	-	-	-	-	-	-	254,020
Total expenditures	936,934	9,070,286	19,415,979	35,905,366	-	83,604	1,164,483	9,290	51,377	61,323	7,437	918,140	-	169,654,573
Excess (deficiency) of revenues over (under) expenditures	(19,273)	24,118,330	5,805,114	8,868,125	225,615	79,402	(1,164,483)	(2,330)	20,573	21,277	16,533	(671,338)	2,151	54,577,364
Other financing sources (uses):														
Transfers in from other funds	-	-	-	-	-	-	1,374,056	-	-	-	-	915,251	-	16,316,480
Transfers out to other funds	-	(26,000,109)	(1,388,542)	(6,608,186)	-	-	-	-	-	-	-	-	-	(48,181,179)
Total other financing sources (uses), net	-	(26,000,109)	(1,388,542)	(6,608,186)	-	-	1,374,056	-	-	-	-	915,251	-	(31,864,699)
Net change in fund balances (deficit)	(19,273)	(1,881,779)	4,416,572	2,259,939	225,615	79,402	209,573	(2,330)	20,573	21,277	16,533	243,913	2,151	22,712,665
Fund balances (deficit) at beginning of year	291,579	3,300,902	1,706,029	(173,865)	150,780	71,928	(146,720)	20,110	25,346	43,594	70,298	167,409	5,187	67,461,269
Fund balances (deficit) at end of year	\$ 272,306	\$ 1,419,123	\$ 6,122,601	\$ 2,086,074	\$ 376,395	\$ 151,330	\$ 62,853	\$ 17,780	\$ 45,919	\$ 64,871	\$ 86,831	\$ 411,322	\$ 7,338	\$ 90,173,934

GOVERNMENT OF GUAM
Nonmajor Governmental Funds - Special Revenue Funds
Combining Statement of Revenues, Expenditures by Object, and Changes in Fund Balances (Deficit)
Year Ended September 30, 2019

AS/400 Fund Number	674	236	265	667	661	611	266		282	624	669	415	646	105	250
	Aboveground Storage Tank Management	Accessible Parking	Air Pollution Control	Alcoholic Beverage Compliance Fees and Fines	Arts in Public Buildings	Banking and Insurance Enforcement	Board of Accountancy	Capitol District	Carrier Off-duty Services Revolving	Chamorro Land Trust Operations	Chamorro Land Trust Survey and Infrastructure	Chamorro Loan Guarantee	Child Care Revolving	Community Health Centers	Consumer Protection
Revenues:															
Taxes:															
Property	\$ -	\$ -	\$ -	\$ -	\$ -	\$ -	\$ -	\$ -	\$ -	\$ -	\$ -	\$ 147,635	\$ -	\$ -	\$ -
Hotel	-	-	-	-	-	-	-	-	-	-	-	-	-	-	-
Liquid fuel	-	-	-	-	-	-	-	-	-	-	-	-	-	-	-
Tobacco	-	-	-	-	-	-	-	-	-	-	-	-	-	-	-
Alcoholic beverages	-	-	-	-	-	-	-	-	-	-	-	-	-	-	-
Limited gaming	-	-	-	-	-	-	-	-	-	-	-	-	-	-	-
Intergovernmental	-	-	-	-	-	-	-	-	-	-	-	-	-	2,405,719	-
Licenses and permits	28,800	390	127,962	7,770	-	552,756	990,810	-	816,611	815,134	16,555	-	6,170	2,219,420	360
Charges for services	-	-	-	-	-	-	-	248,813	-	-	-	-	-	-	-
Interest and investment earnings	-	-	-	-	-	1,022	-	268	-	3,770	2	772	-	-	-
Contributions from component units	-	-	-	-	-	-	-	-	-	-	-	-	-	-	-
Other	-	-	-	-	-	-	32,132	-	-	6,585	256,665	-	-	-	-
Total revenues	28,800	390	127,962	7,770	-	553,778	1,022,942	249,081	816,611	825,489	273,222	148,407	6,170	4,625,139	360
Expenditures by Object:															
Salaries and wages - regular	-	-	140,514	-	-	-	-	-	528,069	536,315	-	-	-	1,799,130	-
Salaries and wages - overtime	-	-	-	-	-	-	-	-	272,139	-	-	-	-	54,624	-
Salaries and wages - fringe benefits	-	-	54,351	-	-	-	-	-	12,539	185,304	-	-	-	576,663	-
Travel	-	-	-	-	-	-	-	-	-	-	-	-	-	106,355	-
Contractual services	-	4,654	2,465	-	-	418,353	306,573	-	-	51,209	-	-	350	146,618	1,110
Building rent	-	-	-	-	-	-	23,868	-	-	124,390	-	-	-	-	-
Supplies	-	-	-	-	-	-	17,090	-	-	3,945	-	-	-	999,891	-
Equipment	-	-	7,395	-	-	-	1,364	-	-	-	-	-	-	113,171	-
Utilities - power and water	-	-	5,000	-	-	-	-	-	-	-	-	-	-	75,461	-
Communications	-	-	-	-	-	-	-	-	-	-	-	-	-	-	-
Capital outlays	-	-	-	-	-	-	-	-	-	-	-	-	-	22,690	-
Payments to component units	-	-	-	-	-	-	400,000	-	-	-	-	-	-	-	-
Principal retirement	-	-	-	-	-	-	-	65,180	-	-	-	-	-	-	-
Interest and fiscal charges	-	-	-	-	-	-	-	254,020	-	-	-	-	-	-	-
Miscellaneous	-	-	-	-	-	-	44,653	120	-	43,138	-	3,262	-	135,375	-
Total expenditures	-	4,654	209,725	-	-	418,353	793,548	319,320	812,747	944,301	-	3,262	350	4,029,978	1,110
Excess (deficiency) of revenues over (under) expenditures	28,800	(4,264)	(81,763)	7,770	-	135,425	229,394	(70,239)	3,864	(118,812)	273,222	145,145	5,820	595,161	(750)
Other financing sources (uses):															
Transfers in from other funds	-	-	-	-	-	-	-	113,553	-	-	-	-	-	-	-
Transfers out to other funds	-	-	-	-	-	-	-	-	-	-	-	-	-	-	-
Total other financing sources (uses), net	-	-	-	-	-	-	-	113,553	-	-	-	-	-	-	-
Net change in fund balances (deficit)	28,800	(4,264)	(81,763)	7,770	-	135,425	229,394	43,314	3,864	(118,812)	273,222	145,145	5,820	595,161	(750)
Fund balances (deficit) at beginning of year	-	12,534	353,941	-	192	645,130	1,827,791	429,121	8,077	2,106,186	8,000	650,380	39,957	6,916,015	4,273
Fund balances (deficit) at end of year	\$ 28,800	\$ 8,270	\$ 272,178	\$ 7,770	\$ 192	\$ 780,555	\$ 2,057,185	\$ 472,435	\$ 11,941	\$ 1,987,374	\$ 281,222	\$ 795,525	\$ 45,777	\$ 7,511,176	\$ 3,523

(continued)

GOVERNMENT OF GUAM
 Nonmajor Governmental Funds - Special Revenue Funds
 Combining Statement of Revenues, Expenditures by Object, and Changes in Fund Balances (Deficit)
 Year Ended September 30, 2019

AS/400 Fund Number	213	272	325	209 Customs, Agriculture and Quarantine Inspection Services	267 Dededo Buffer Strip Revolving	630 DLM Building Construction	235 DPW Building and Design	246 Drivers' Education	281 Enhanced 911 Emergency Reporting System	600 Environmental Health	642 Equitable Sharing Program	640 Examiner Off-Duty Services	614 Government Ethics
Revenues:													
Taxes:													
Property	\$ -	\$ -	\$ -	\$ -	\$ -	\$ -	\$ -	\$ -	\$ -	\$ -	\$ -	\$ -	\$ -
Hotel	-	-	-	-	-	-	-	-	-	-	-	-	-
Liquid fuel	-	-	-	-	-	-	-	-	-	-	-	-	-
Tobacco	-	-	-	-	-	-	-	-	-	-	-	-	-
Alcoholic beverages	-	-	-	-	-	-	-	-	-	-	-	-	-
Limited gaming	-	-	-	-	-	-	-	-	-	-	-	-	-
Intergovernmental	-	-	-	-	-	-	-	-	-	-	-	-	-
Licenses and permits	716,749	249,650	5,782	15,220,311	49,110	-	1,621,925	6,410	2,104,930	1,501,304	-	26,415	-
Charges for services	-	-	-	-	-	-	-	-	-	-	-	-	-
Interest and investment earnings	1,177	-	1,783	1,796	-	4	-	-	4,485	891	-	-	1
Contributions from component units	-	-	-	-	-	-	-	-	-	-	-	-	-
Other	-	-	-	-	-	-	-	-	-	-	-	-	-
Total revenues	717,926	249,650	7,565	15,222,107	49,110	4	1,621,925	6,410	2,109,415	1,502,195	-	26,415	1
Expenditures by Object:													
Salaries and wages - regular	306,965	-	-	6,615,092	-	-	376,891	-	840,791	528,726	-	-	-
Salaries and wages - overtime	-	-	-	52,015	-	-	-	-	40,399	-	-	6,451	-
Salaries and wages - fringe benefits	99,660	-	-	2,209,571	-	-	124,449	-	295,736	183,858	-	1,657	-
Travel	8,518	-	-	-	-	-	-	-	-	14,916	52,758	-	-
Contractual services	33,218	43,500	-	326,983	-	-	48,320	-	33,293	155,989	-	-	-
Building rent	-	-	-	3,371,919	-	-	-	-	-	-	-	-	-
Supplies	7,012	-	-	61,293	-	-	12,895	-	38,586	28,788	2,914	-	-
Equipment	-	-	-	-	-	-	198	-	12,859	-	6,537	-	-
Utilities - power and water	16,395	-	-	61,798	-	-	17,127	-	14,614	-	-	-	-
Communications	4,236	-	-	23,197	-	-	4,440	-	49,657	-	-	-	-
Capital outlays	-	-	-	-	-	-	-	-	-	-	-	-	-
Payments to component units	-	-	-	-	-	-	-	-	-	-	-	-	-
Principal retirement	-	-	-	-	-	-	-	-	-	-	-	-	-
Interest and fiscal charges	-	-	-	-	-	-	-	-	-	-	-	-	-
Miscellaneous	1,464	-	109,734	54,020	-	-	80	-	9,676	-	-	-	-
Total expenditures	477,468	43,500	109,734	12,775,888	-	-	584,400	-	1,335,611	912,277	62,209	8,108	-
Excess (deficiency) of revenues over (under) expenditures	240,458	206,150	(102,169)	2,446,219	49,110	4	1,037,525	6,410	773,804	589,918	(62,209)	18,307	1
Other financing sources (uses):													
Transfers in from other funds	-	-	-	-	-	-	-	-	3,880,716	-	-	-	-
Transfers out to other funds	-	-	-	-	-	-	-	-	-	-	-	-	-
Total other financing sources (uses), net	-	-	-	-	-	-	-	-	3,880,716	-	-	-	-
Net change in fund balances (deficit)	240,458	206,150	(102,169)	2,446,219	49,110	4	1,037,525	6,410	4,654,520	589,918	(62,209)	18,307	1
Fund balances (deficit) at beginning of year	679,194	197,359	1,284,178	761,292	256,410	2,938	1,590,161	23,310	849,601	653,943	93,833	(29,246)	1,008
Fund balances (deficit) at end of year	\$ 919,652	\$ 403,509	\$ 1,182,009	\$ 3,207,511	\$ 305,520	\$ 2,942	\$ 2,627,686	\$ 29,720	\$ 5,504,121	\$ 1,243,861	\$ 31,624	\$ (10,939)	\$ 1,009

(continued)

GOVERNMENT OF GUAM
 Nonmajor Governmental Funds - Special Revenue Funds
 Combining Statement of Revenues, Expenditures by Object, and Changes in Fund Balances (Deficit)
 Year Ended September 30, 2019

AS/400 Fund Number	231	656					641	639	657	245	608	662	244
	GFD Capital Revolving	GMHA Healthcare Trust and Development	Guam Ancestral Lands Operations	Guam Ancestral Land Bank	Guam Ancestral Landowners Recovery	Survey Infrastructure and Development	Guam Cancer Trust	Guam Charter Schools	Guam Community College Capital Improvements	Guam Environmental Trust	Guam Plant Inspection and Permit	Guam Invasive Species Inspection Fee	Guam Museum
Revenues:													
Taxes:													
Property	\$ -	\$ -	\$ -	\$ -	\$ -	\$ -	\$ -	\$ -	\$ -	\$ -	\$ -	\$ -	\$ -
Hotel	-	-	-	-	-	-	-	-	-	-	-	-	-
Liquid fuel	-	-	-	-	-	-	-	-	-	-	-	-	-
Tobacco	-	-	-	-	-	-	-	-	-	-	-	-	-
Alcoholic beverages	-	-	-	-	-	-	-	-	-	-	-	-	-
Limited gaming	-	2,477,723	-	-	-	-	-	-	-	-	-	-	-
Intergovernmental	-	-	-	-	-	-	-	-	-	-	-	-	-
Licenses and permits	953,904	-	-	498,459	-	5,199,765	-	-	-	469,758	98,726	923,652	409,997
Charges for services	-	-	-	-	-	-	-	-	-	-	-	-	-
Interest and investment earnings	-	456	5	80,351	16	531	-	2	-	839	253	394	-
Contributions from component units	-	-	-	-	-	-	-	-	-	-	-	-	-
Other	-	-	-	4,200	-	-	-	100	-	-	-	-	-
Total revenues	953,904	2,478,179	5	583,010	16	5,200,296	-	102	-	470,597	98,979	924,046	409,997
Expenditures by Object:													
Salaries and wages - regular	-	-	-	-	-	-	-	-	-	92,946	-	195,377	-
Salaries and wages - overtime	667,965	-	-	-	-	-	-	-	-	-	-	-	-
Salaries and wages - fringe benefits	-	-	-	-	-	-	-	-	-	30,662	-	63,133	-
Travel	-	-	-	-	-	-	-	-	-	-	-	1,763	-
Contractual services	86,918	-	-	-	-	-	-	-	-	66,602	2,584	1,305	706,016
Building rent	-	-	-	-	-	-	-	-	-	-	-	-	18,254
Supplies	10,832	-	-	-	-	-	-	-	-	200	6,434	2,771	-
Equipment	86,042	-	-	-	-	-	-	-	-	-	-	6,644	-
Utilities - power and water	-	-	-	-	-	-	-	-	-	53,116	49,000	-	232,449
Communications	-	-	-	-	-	-	-	-	-	21,447	1,737	-	-
Capital outlays	26,000	-	-	-	-	-	-	-	-	-	-	77,980	-
Payments to component units	-	2,489,437	-	-	-	-	-	-	200,400	-	-	-	-
Principal retirement	-	-	-	-	-	-	-	-	-	-	-	-	-
Interest and fiscal charges	-	-	-	-	-	-	-	-	-	-	-	-	-
Miscellaneous	-	-	3,824	129,423	-	742,113	-	-	-	-	1,050	-	-
Total expenditures	877,757	2,489,437	3,824	129,423	-	742,113	-	-	200,400	264,973	60,805	348,973	956,719
Excess (deficiency) of revenues over (under) expenditures	76,147	(11,258)	(3,819)	453,587	16	4,458,183	-	102	(200,400)	205,624	38,174	575,073	(546,722)
Other financing sources (uses):													
Transfers in from other funds	-	-	2,500	-	-	32,665	-	9,039,946	200,400	-	-	-	-
Transfers out to other funds	-	-	-	(32,665)	(2,500)	-	-	(9,039,946)	-	(46,976)	-	-	-
Total other financing sources (uses), net	-	-	2,500	(32,665)	(2,500)	32,665	-	-	200,400	(46,976)	-	-	-
Net change in fund balances (deficit)	76,147	(11,258)	(1,319)	420,922	(2,484)	4,490,848	-	102	-	158,648	38,174	575,073	(546,722)
Fund balances (deficit) at beginning of year	284,107	535,920	2,815	8,501,287	7,487	50,196	(15)	(10,443)	(23,244)	460,292	153,903	309,696	171,857
Fund balances (deficit) at end of year	\$ 360,254	\$ 524,662	\$ 1,496	\$ 8,922,209	\$ 5,003	\$ 4,541,044	\$ (15)	\$ (10,341)	\$ (23,244)	\$ 618,940	\$ 192,077	\$ 884,769	\$ (374,865)

(continued)

GOVERNMENT OF GUAM
Nonmajor Governmental Funds - Special Revenue Funds
Combining Statement of Revenues, Expenditures by Object, and Changes in Fund Balances (Deficit)
Year Ended September 30, 2019

AS/400 Fund Number	326	651	270	602	241	311	634	652	658	632	351	222	655	232
	Guam Preservation Trust	Guam Procurement Advisory Council Support	Health and Human Services	Healthy Futures	Health Professional Licensure	Health and Security Trust	Historic Preservation Archaeological Mitigation	Host Community	Hotel Occupancy Tax Surplus	Indirect Cost	Land Acquisition	Land Survey Revolving	Limited Gaming	Manpower Development
Revenues:														
Taxes:														
Property	\$ -	\$ -	\$ -	\$ -	\$ -	\$ -	\$ -	\$ -	\$ -	\$ -	\$ -	\$ -	\$ -	\$ -
Hotel	-	-	-	-	-	-	-	-	-	-	-	-	-	-
Liquid fuel	-	-	-	-	-	-	-	-	-	-	-	-	-	-
Tobacco	-	-	-	35,448,719	-	-	-	-	-	-	-	-	-	-
Alcoholic beverages	-	-	-	3,785,570	-	-	-	-	-	-	-	-	-	-
Limited gaming	-	-	-	-	-	-	-	-	-	-	-	-	1,681,783	-
Intergovernmental	-	-	-	-	-	-	-	-	-	-	-	-	-	-
Licenses and permits	820,005	-	15,150	-	303,893	-	-	-	-	-	-	3,041,296	-	1,497,300
Charges for services	-	-	-	-	-	-	-	-	-	990,514	-	-	-	-
Interest and investment earnings	224	-	6,663	2,849	246	417	-	-	227	-	-	-	50	1,179
Contributions from component units	-	-	-	300,000	-	-	-	-	-	-	-	-	-	-
Other	-	-	-	-	-	-	-	-	-	-	-	-	-	-
Total revenues	820,229	-	21,813	39,537,138	304,139	417	-	-	227	990,514	-	3,041,296	1,681,833	1,498,479
Expenditures by Object:														
Salaries and wages - regular	-	-	-	13,107,788	39,873	-	-	-	-	1,093,702	-	1,878,618	-	137,031
Salaries and wages - overtime	-	-	-	129,590	-	-	-	-	-	2,174	-	-	-	-
Salaries and wages - fringe benefits	-	-	-	4,396,715	13,161	-	-	-	-	355,204	-	621,268	-	45,185
Travel	-	-	-	13,791	8,090	-	-	-	-	27,494	-	-	-	1,950
Contractual services	-	-	-	6,867,247	25,418	-	-	-	-	33,037	-	135,430	274,240	24,912
Building rent	-	-	-	330,470	-	-	-	-	-	-	-	552,749	47,479	188,209
Supplies	-	-	-	371,354	9,534	-	-	-	-	3,366	-	13,043	64,935	11,120
Equipment	-	-	-	17,271	13,218	-	-	-	-	-	-	-	17,357	507
Utilities - power and water	-	-	-	572,968	-	-	-	-	-	-	-	-	-	-
Communications	-	-	-	118,579	-	-	-	-	-	10,255	-	17,393	-	-
Capital outlays	-	-	-	-	-	-	-	-	-	-	-	-	13,998	-
Payments to component units	761,000	-	-	9,665,129	-	-	-	-	1,235,540	-	-	-	-	948,888
Principal retirement	-	-	-	-	-	-	-	-	-	-	-	-	-	-
Interest and fiscal charges	-	-	-	-	-	-	-	-	-	-	-	-	-	-
Miscellaneous	-	-	-	594,935	-	-	-	342,921	-	2,861	-	850	93,742	-
Total expenditures	761,000	-	-	36,185,837	109,294	-	-	342,921	1,235,540	1,528,093	-	3,219,351	511,751	1,357,802
Excess (deficiency) of revenues over (under) expenditures	59,229	-	21,813	3,351,301	194,845	417	-	(342,921)	(1,235,313)	(537,579)	-	(178,055)	1,170,082	140,677
Other financing sources (uses):														
Transfers in from other funds	-	-	-	-	-	-	100,000	342,921	-	-	-	-	-	-
Transfers out to other funds	(100,000)	-	(1,515)	(2,028,037)	-	-	-	-	-	-	-	-	(524,913)	-
Total other financing sources (uses), net	(100,000)	-	(1,515)	(2,028,037)	-	-	100,000	342,921	-	-	-	-	(524,913)	-
Net change in fund balances (deficit)	(40,771)	-	20,298	1,323,264	194,845	417	100,000	-	(1,235,313)	(537,579)	-	(178,055)	645,169	140,677
Fund balances (deficit) at beginning of year	355,193	1,931	344,909	10,194,826	202,949	10,419	-	53	2,286,075	(269,113)	251	281,112	2,673,249	(104,176)
Fund balances (deficit) at end of year	\$ 314,422	\$ 1,931	\$ 365,207	\$ 11,518,090	\$ 397,794	\$ 10,836	\$ 100,000	\$ 53	\$ 1,050,762	\$ (806,692)	\$ 251	\$ 103,057	\$ 3,318,418	\$ 36,501

(continued)

GOVERNMENT OF GUAM
Nonmajor Governmental Funds - Special Revenue Funds
Combining Statement of Revenues, Expenditures by Object, and Changes in Fund Balances (Deficit)
Year Ended September 30, 2019

AS/400 Fund Number	671	294	653	261	648	650	629	211	663	263	644	215	604
	Medical Use of Cannabis	Mental Health and Substance Abuse	MHSA Services	Notary Public Revolving	Office of Attorney General	Office of Vital Statistics Revolving	Pesticide Management	Plant Nursery Revolving	Police Patrol Vehicle and Equipment Revolving	Police Services	Prison Industries Revolving	Professional Engineers', Architects' and Surveyors'	Public Library System
Revenues:													
Taxes:													
Property	\$ -	\$ -	\$ -	\$ -	\$ -	\$ -	\$ -	\$ -	\$ -	\$ -	\$ -	\$ -	\$ -
Hotel	-	-	-	-	-	-	-	-	-	-	-	-	-
Liquid fuel	-	-	-	-	-	-	-	-	-	-	-	-	-
Tobacco	-	-	-	-	-	-	-	-	-	-	-	-	-
Alcoholic beverages	-	-	-	-	-	-	-	-	-	-	-	-	-
Limited gaming	-	-	-	-	-	-	-	-	-	-	-	-	-
Intergovernmental	-	-	-	-	-	-	-	-	-	-	-	-	-
Licenses and permits	-	-	105,804	42,465	2,370	241,316	74,940	5,779	347,283	970,198	-	291,152	917,661
Charges for services	-	-	-	-	-	-	-	-	-	-	-	-	-
Interest and investment earnings	-	-	-	-	-	168	-	-	279	-	-	220	390
Contributions from component units	-	-	-	-	-	-	-	-	-	-	-	-	-
Other	-	-	-	-	-	-	-	-	-	-	-	-	-
Total revenues	-	-	105,804	42,465	2,370	241,484	74,940	5,779	347,562	970,198	-	291,372	918,051
Expenditures by Object:													
Salaries and wages - regular	-	-	-	22,382	-	58,627	88,744	-	-	96,897	-	152,454	-
Salaries and wages - overtime	-	-	-	-	-	-	-	-	-	-	-	-	-
Salaries and wages - fringe benefits	-	-	-	6,794	-	25,308	33,571	-	-	34,182	-	48,038	-
Travel	-	-	-	-	-	1,300	6,866	-	-	-	-	-	-
Contractual services	-	-	-	-	-	6,070	-	-	19,097	439,967	-	34,237	-
Building rent	-	-	-	-	-	-	-	-	-	399,406	-	18,060	-
Supplies	-	-	-	-	-	1,954	1,148	233	62,503	23,973	-	2,350	-
Equipment	-	-	-	-	-	5,606	-	1,357	-	32,920	-	-	-
Utilities - power and water	-	-	-	-	-	-	-	-	-	-	-	-	-
Communications	-	-	-	-	-	-	-	-	-	-	-	2,234	-
Capital outlays	-	-	-	-	-	-	-	-	99,980	-	-	-	-
Payments to component units	-	-	-	-	-	-	-	-	-	-	-	-	-
Principal retirement	-	-	-	-	-	-	-	-	-	-	-	-	-
Interest and fiscal charges	-	-	-	-	-	-	-	-	-	-	-	-	-
Miscellaneous	-	-	-	-	-	80	-	-	-	-	-	1,550	-
Total expenditures	-	-	-	29,176	-	98,945	130,329	1,590	181,580	1,027,345	-	258,923	-
Excess (deficiency) of revenues over (under) expenditures	-	-	105,804	13,289	2,370	142,539	(55,389)	4,189	165,982	(57,147)	-	32,449	918,051
Other financing sources (uses):													
Transfers in from other funds	-	-	-	-	-	-	-	-	-	-	-	-	-
Transfers out to other funds	-	-	-	-	-	-	-	-	-	-	-	-	(978,236)
Total other financing sources (uses), net	-	-	-	-	-	-	-	-	-	-	-	-	(978,236)
Net change in fund balances (deficit)	-	-	105,804	13,289	2,370	142,539	(55,389)	4,189	165,982	(57,147)	-	32,449	(60,185)
Fund balances (deficit) at beginning of year	8	(989)	22,471	179,498	2,409	134,700	14,692	16,259	262,299	70,533	1,569	145,474	17,525
Fund balances (deficit) at end of year	\$ 8	\$ (989)	\$ 128,275	\$ 192,787	\$ 4,779	\$ 277,239	\$ (40,697)	\$ 20,448	\$ 428,281	\$ 13,386	\$ 1,569	\$ 177,923	\$ (42,660)

(continued)

GOVERNMENT OF GUAM
 Nonmajor Governmental Funds - Special Revenue Funds
 Combining Statement of Revenues, Expenditures by Object, and Changes in Fund Balances (Deficit)
 Year Ended September 30, 2019

AS/400 Fund Number	666	620	317	285	619	289	601	217	647	284	416	605	625	202
	Public Market Revolving	Public Recreation Services	Public Transit	Rabies Prevention	Recycling Revolving	Safe Drinking Water	Safe Homes Safe Streets	Safe Streets	Section 2718	Solid Waste Management Plan	Solid Waste Operations	Special Assets Forfeiture	Stray Dog Revolving	Street Light
Revenues:														
Taxes:														
Property	\$ -	\$ -	\$ -	\$ -	\$ -	\$ -	\$ -	\$ -	\$ -	\$ -	\$ -	\$ -	\$ -	\$ -
Hotel	-	-	-	-	-	-	-	-	-	-	-	-	-	-
Liquid fuel	-	-	-	-	-	-	-	-	-	-	-	-	-	-
Tobacco	-	-	-	-	-	-	-	-	-	-	-	-	-	-
Alcoholic beverages	-	-	-	-	-	-	-	-	-	-	-	-	-	-
Limited gaming	-	-	-	-	-	-	-	-	-	-	-	-	-	-
Intergovernmental	-	-	-	-	-	-	-	-	-	-	-	-	-	-
Licenses and permits	-	116,225	-	42,275	2,905,920	6,915	8,550	168,000	-	22,800	-	100,853	50	4,369,776
Charges for services	-	-	10,838	-	-	-	-	-	-	-	19,322,394	-	-	-
Interest and investment earnings	-	122	-	-	1,059	-	-	60	-	-	17,360	740	-	-
Contributions from component units	-	-	-	-	-	-	-	-	-	-	-	-	-	-
Other	-	-	-	-	-	-	-	-	-	-	-	-	-	-
Total revenues	-	116,347	10,838	42,275	2,906,979	6,915	8,550	168,060	-	22,800	19,339,754	101,593	50	4,369,776
Expenditures by Object:														
Salaries and wages - regular	-	-	-	-	43,453	-	-	-	-	-	1,540,762	-	-	-
Salaries and wages - overtime	-	-	-	-	-	-	-	-	-	-	56,463	-	-	-
Salaries and wages - fringe benefits	-	-	-	-	13,702	-	-	-	-	-	555,964	-	-	-
Travel	-	-	-	-	-	-	-	-	-	3,096	-	137,724	-	-
Contractual services	-	28,775	486,286	13,787	1,773,983	1,120	-	-	-	580	14,678,600	-	-	-
Building rent	-	-	-	-	-	-	-	-	-	-	-	-	-	-
Supplies	-	37,738	-	1,997	-	-	-	73,750	-	-	345,044	34,750	-	-
Equipment	-	-	-	-	-	-	-	-	-	-	17,786	55	-	-
Utilities - power and water	-	105,917	-	-	-	-	-	-	-	-	97,074	-	-	4,357,090
Communications	-	-	-	-	-	-	-	-	-	-	-	-	-	-
Capital outlays	-	-	-	-	-	-	-	-	-	-	56,488	-	-	-
Payments to component units	-	-	-	-	-	-	-	-	-	-	-	-	-	-
Principal retirement	-	-	-	-	-	-	-	-	-	-	-	-	-	-
Interest and fiscal charges	-	-	-	-	-	-	-	-	-	-	79,273	-	-	-
Miscellaneous	-	-	-	-	-	-	-	-	-	-	588,653	-	-	-
Total expenditures	-	172,430	486,286	15,784	1,831,138	1,120	-	73,750	-	3,676	18,016,107	172,529	-	4,357,090
Excess (deficiency) of revenues over (under) expenditures	-	(56,083)	(475,448)	26,491	1,075,841	5,795	8,550	94,310	-	19,124	1,323,647	(70,936)	50	12,686
Other financing sources (uses):														
Transfers in from other funds	-	-	314,472	-	-	-	-	-	-	-	-	-	-	-
Transfers out to other funds	-	-	-	-	-	-	-	-	-	-	(1,429,554)	-	-	-
Total other financing sources (uses), net	-	-	314,472	-	-	-	-	-	-	-	(1,429,554)	-	-	-
Net change in fund balances (deficit)	-	(56,083)	(160,976)	26,491	1,075,841	5,795	8,550	94,310	-	19,124	(105,907)	(70,936)	50	12,686
Fund balances (deficit) at beginning of year	(4,576)	(87,884)	(180,606)	28,591	1,513,225	7,649	200	(236,787)	21,480	57,705	13,144,396	1,019,007	1,208	(8,478)
Fund balances (deficit) at end of year	<u>\$ (4,576)</u>	<u>\$ (143,967)</u>	<u>\$ (341,582)</u>	<u>\$ 55,082</u>	<u>\$ 2,589,066</u>	<u>\$ 13,444</u>	<u>\$ 8,750</u>	<u>\$ (142,477)</u>	<u>\$ 21,480</u>	<u>\$ 76,829</u>	<u>\$ 13,038,489</u>	<u>\$ 948,071</u>	<u>\$ 1,258</u>	<u>\$ 4,208</u>

(continued)

GOVERNMENT OF GUAM
Nonmajor Governmental Funds - Special Revenue Funds
Combining Statement of Revenues, Expenditures by Object, and Changes in Fund Balances (Deficit)
Year Ended September 30, 2019

AS/400 Fund Number	603	205	208	206	257	636	297	637	283	300	203	310	276	Total
	Tax Collection	Territorial Educational Facilities	Territorial Highway	Tourist Attraction	Truck Enforcement Screening Station Facility	Under- ground Storage Tank Management	University of Guam Capital Improve- ments	Victim/ Witness Travel- Housing	Water Protection	Water Research and Development	Wildlife Conservation	Workman's Compensation	Youth Tobacco Education and Prevention	
Revenues:														
Taxes:														
Property	\$ -	\$ 33,185,837	\$ -	\$ -	\$ -	\$ -	\$ -	\$ -	\$ -	\$ -	\$ -	\$ -	\$ -	\$ 33,333,472
Hotel	-	-	-	44,701,481	-	-	-	-	-	-	-	-	-	44,701,481
Liquid fuel	-	-	14,428,017	-	-	-	-	-	-	-	-	-	-	14,428,017
Tobacco	-	-	-	-	-	-	-	-	-	-	-	-	-	35,448,719
Alcoholic beverages	-	-	-	-	-	-	-	-	-	-	-	-	-	3,785,570
Limited gaming	-	-	-	-	-	-	-	-	-	-	-	-	-	4,159,506
Intergovernmental	-	-	-	-	-	-	-	-	-	-	-	-	-	2,405,719
Licenses and permits	917,661	-	10,790,777	-	225,615	162,750	-	6,960	71,950	82,600	23,970	-	2,050	64,341,894
Charges for services	-	-	-	-	-	-	-	-	-	-	-	-	-	20,572,559
Interest and investment earnings	-	2,779	2,299	72,010	-	256	-	-	-	-	-	-	101	208,516
Contributions from component units	-	-	-	-	-	-	-	-	-	-	-	246,802	-	546,802
Other	-	-	-	-	-	-	-	-	-	-	-	-	-	299,682
Total revenues	917,661	33,188,616	25,221,093	44,773,491	225,615	163,006	-	6,960	71,950	82,600	23,970	246,802	2,151	224,231,937
Expenditures by Object:														
Salaries and wages - regular	309,346	5,015,523	10,122,240	4,101,207	-	56,810	-	-	24,893	41,509	-	-	-	49,892,675
Salaries and wages - overtime	28,855	11	234,752	4	-	-	-	-	-	-	-	-	-	1,545,442
Salaries and wages - fringe benefits	126,604	1,908,427	3,276,956	1,468,185	-	17,138	-	-	8,714	11,814	-	-	-	16,804,513
Travel	27,114	-	10,785	37,528	-	(4,624)	-	8,424	-	-	-	-	-	463,848
Contractual services	199,500	176,924	3,241,102	2,428,349	-	13,600	-	866	1,770	-	4,673	915,251	-	34,260,881
Building rent	138,475	6,000	-	594,068	-	-	-	-	16,000	8,000	-	-	-	5,837,347
Supplies	-	824,788	901,795	1,288,963	-	-	-	-	-	-	-	-	-	5,266,989
Equipment	-	11,472	52,889	37,328	-	680	-	-	-	-	-	-	-	442,656
Utilities - power and water	-	220,134	1,424,063	2,599,874	-	-	-	-	-	-	-	-	-	9,902,080
Communications	107,040	33,332	43,889	503,735	-	-	-	-	-	-	2,764	-	-	943,935
Capital outlays	-	19,573	105,772	42,058	-	-	-	-	-	-	-	-	-	464,539
Payments to component units	-	350,801	-	22,559,370	-	-	1,164,483	-	-	-	-	-	-	39,775,048
Principal retirement	-	-	-	-	-	-	-	-	-	-	-	-	-	65,180
Interest and fiscal charges	-	-	-	-	-	-	-	-	-	-	-	-	-	333,293
Miscellaneous	-	503,301	1,736	244,697	-	-	-	-	-	-	-	2,889	-	3,656,147
Total expenditures	936,934	9,070,286	19,415,979	35,905,366	-	83,604	1,164,483	9,290	51,377	61,323	7,437	918,140	-	169,654,573
Excess (deficiency) of revenues over (under) expenditures	(19,273)	24,118,330	5,805,114	8,868,125	225,615	79,402	(1,164,483)	(2,330)	20,573	21,277	16,533	(671,338)	2,151	54,577,364
Other financing sources (uses):														
Transfers in from other funds	-	-	-	-	-	-	1,374,056	-	-	-	-	915,251	-	16,316,480
Transfers out to other funds	-	(26,000,109)	(1,388,542)	(6,608,186)	-	-	-	-	-	-	-	-	-	(48,181,179)
Total other financing sources (uses), net	-	(26,000,109)	(1,388,542)	(6,608,186)	-	-	1,374,056	-	-	-	-	915,251	-	(31,864,699)
Net change in fund balances (deficit)	(19,273)	(1,881,779)	4,416,572	2,259,939	225,615	79,402	209,573	(2,330)	20,573	21,277	16,533	243,913	2,151	22,712,665
Fund balances (deficit) at beginning of year	291,579	3,300,902	1,706,029	(173,865)	150,780	71,928	(146,720)	20,110	25,346	43,594	70,298	167,409	5,187	67,461,269
Fund balances (deficit) at end of year	\$ 272,306	\$ 1,419,123	\$ 6,122,601	\$ 2,086,074	\$ 376,395	\$ 151,330	\$ 62,853	\$ 17,780	\$ 45,919	\$ 64,871	\$ 86,831	\$ 411,322	\$ 7,338	\$ 90,173,934

GOVERNMENT OF GUAM

Nonmajor Governmental Funds - Capital Project Funds September 30, 2019

Capital projects funds are used to account for the acquisition and construction of major capital facilities other than those financed by proprietary funds and trust funds. A brief discussion of GovGuam's nonmajor governmental funds - capital projects funds as of September 30, 2019, follows:

Limited Obligation Highway Improvement Bonds Fund – This fund is used to account for the construction of highway improvement projects from Limited Obligation Highway Improvement bond proceeds.

Limited Obligation Infrastructure Improvement Bonds Fund – This fund is used to account for the construction of capital improvement projects from Limited Obligation Infrastructure Improvement bond proceeds.

Layon Landfill Fund – This fund is used to account for bond proceeds issued by GovGuam for the purpose of financing facilities of the Solid Waste Management System of Guam.

Judicial Building Fund – This fund is used to account for the construction of miscellaneous capital improvements of the Superior Court of Guam and to redeem loan principal and to pay loan interest as such becomes due.

See Accompanying Independent Auditors' Report.

GOVERNMENT OF GUAM

Nonmajor Governmental Funds - Capital Projects Funds
Combining Balance Sheet
September 30, 2019

AS/400 Fund Number	224 Limited Obligation Highway Improvement Bonds	251 Limited Obligation Infrastructure Improvement Bonds	254/258 Layon Landfill	Judicial Building	Total
ASSETS:					
Cash and cash equivalents	\$ -	\$ -	\$ -	\$ 1,487,194	\$ 1,487,194
Due from other funds	175,899	-	-	-	175,899
Deposits and other assets	-	-	-	1,118	1,118
Restricted assets:					
Cash and cash equivalents	-	8,593,671	30,934,749	-	39,528,420
Investments	-	-	-	902,104	902,104
Total assets	<u>\$ 175,899</u>	<u>\$ 8,593,671</u>	<u>\$ 30,934,749</u>	<u>\$ 2,390,416</u>	<u>\$ 42,094,735</u>
LIABILITIES AND FUND BALANCES					
Liabilities:					
Accounts payable	\$ -	\$ 580,251	\$ -	\$ 1,155	\$ 581,406
Due to other funds	-	76,988	8,531	2,336,646	2,422,165
Total liabilities	<u>-</u>	<u>657,239</u>	<u>8,531</u>	<u>2,337,801</u>	<u>3,003,571</u>
Fund balances:					
Restricted	-	7,936,432	30,926,218	52,615	38,915,265
Unassigned	175,899	-	-	-	175,899
	<u>175,899</u>	<u>7,936,432</u>	<u>30,926,218</u>	<u>52,615</u>	<u>39,091,164</u>
Total liabilities and fund balances	<u>\$ 175,899</u>	<u>\$ 8,593,671</u>	<u>\$ 30,934,749</u>	<u>\$ 2,390,416</u>	<u>\$ 42,094,735</u>

See Accompanying Independent Auditors' Report.

GOVERNMENT OF GUAM

Nonmajor Governmental Funds - Capital Projects Funds
Combining Statement of Revenues, Expenditures by Function,
and Changes in Fund Balances
Year Ended September 30, 2019

AS/400 Fund Number	224 Limited Obligation Highway Improvement Bonds	251 Limited Obligation Infrastructure Improvement Bonds	254/258 Layon Landfill	Judicial Building	Total
Revenues:					
Licenses and permits	\$ -	\$ -	\$ -	\$ 744,154	\$ 744,154
Fines and forfeits	-	-	-	618,287	618,287
Interest and investment earnings	-	172,248	57,142	-	229,390
Total revenues	-	172,248	57,142	1,362,441	1,591,831
Expenditures by function:					
Current:					
Individual and collective rights	-	-	-	584,891	584,891
Capital projects	-	733,897	127,216	-	861,113
Debt service:					
Principal retirement	-	-	-	648,456	648,456
Bond issuance costs	-	-	481,613	-	481,613
Interest and fiscal charges	-	-	-	277,025	277,025
Total expenditures	-	733,897	608,829	1,510,372	2,853,098
Excess (deficiency) of revenues over (under) expenditures	-	(561,649)	(551,687)	(147,931)	(1,261,267)
Other financing sources (uses):					
Proceeds from bonds issued	-	-	27,610,000	-	27,610,000
Premium on bonds issued	-	-	4,027,747	-	4,027,747
Transfers out to other funds	-	-	(160,142)	-	(160,142)
Total other financing sources (uses), net	-	-	31,477,605	-	31,477,605
Net change in fund balances	-	(561,649)	30,925,918	(147,931)	30,216,338
Fund balances at beginning of year	175,899	8,498,081	300	200,546	8,874,826
Fund balances at end of year	\$ <u>175,899</u>	\$ <u>7,936,432</u>	\$ <u>30,926,218</u>	\$ <u>52,615</u>	\$ <u>39,091,164</u>

See Accompanying Independent Auditors' Report.

GOVERNMENT OF GUAM

Nonmajor Governmental Funds - Capital Projects Funds
Combining Statement of Revenues, Expenditures by Object,
and Changes in Fund Balances
Year Ended September 30, 2019

AS/400 Fund Number	224 Limited Obligation Highway Improvement Bonds	251 Limited Obligation Infrastructure Improvement Bonds	254/258 Layon Landfill	Judicial Building	Total
Revenues:					
Licenses and permits	\$ -	\$ -	\$ -	\$ 744,154	\$ 744,154
Fines and forfeits	-	-	-	618,287	618,287
Interest and investment earnings	-	172,248	57,142	-	229,390
Total revenues	-	172,248	57,142	1,362,441	1,591,831
Expenditures by object:					
Contractual services	-	278,850	127,216	6,500	412,566
Building rent	-	-	-	489,132	489,132
Equipment	-	-	-	1,145	1,145
Capital outlays	-	455,047	-	38,114	493,161
Principal retirement	-	-	-	648,456	648,456
Bond issuance costs	-	-	481,613	-	481,613
Interest and fiscal charges	-	-	-	277,025	277,025
Miscellaneous	-	-	-	50,000	50,000
Total expenditures	-	733,897	608,829	1,510,372	2,853,098
Excess (deficiency) of revenues over (under) expenditures	-	(561,649)	(551,687)	(147,931)	(1,261,267)
Other financing sources (uses):					
Proceeds from bonds issued	-	-	27,610,000	-	27,610,000
Premium on bonds issued	-	-	4,027,747	-	4,027,747
Transfers out to other funds	-	-	(160,142)	-	(160,142)
Total other financing sources (uses), net	-	-	31,477,605	-	31,477,605
Net change in fund balances	-	(561,649)	30,925,918	(147,931)	30,216,338
Fund balances at beginning of year	175,899	8,498,081	300	200,546	8,874,826
Fund balances at end of year	<u>\$ 175,899</u>	<u>\$ 7,936,432</u>	<u>\$ 30,926,218</u>	<u>\$ 52,615</u>	<u>\$ 39,091,164</u>

See Accompanying Independent Auditors' Report.

GOVERNMENT OF GUAM

Nonmajor Governmental Funds - Debt Service Funds September 30, 2019

Debt service funds are used to account for the accumulation of resources and payment of general obligation bond principal and interest from governmental resources when the government is obligated in some manner for the payment. A brief discussion of GovGuam's nonmajor governmental funds - debt service funds as of September 30, 2019, follows:

Limited Obligation Infrastructure Improvement Bonds Fund – This fund is used to account for funds required by the Limited Obligation Infrastructure Improvement bond indenture to redeem bond principal and to pay bond interest as such becomes due.

See Accompanying Independent Auditors' Report.

GOVERNMENT OF GUAM

Fiduciary Funds - Pension Trusts September 30, 2019

Pension trusts are used to report resources that are required to be held in trust for the members and beneficiaries of defined benefit pension plans and defined contribution plans. A brief discussion of GovGuam's fiduciary funds - pension trusts as of September 30, 2019, follows:

Defined Benefit Plan - GovGuam participates in the GovGuam Defined Benefit (DB) Plan, a single-employer defined benefit pension plan administered by the GovGuam Retirement Fund (GGRF). The DB Plan provides retirement, disability, and survivor benefits to plan members who enrolled in the plan prior to October 1, 1995.

Defined Contribution Plan - All employees of GovGuam, including employees of GovGuam public corporations, whose employment commences on or after October 1, 1995, are required to participate in the Defined Contribution Retirement System (DCRS) administered by GGRF.

See Accompanying Independent Auditors' Report.

GOVERNMENT OF GUAM

Combining Statement of Fiduciary Net Position
Fiduciary Funds - Pension Trusts
September 30, 2019

	Defined Benefit	Defined Contribution	Total
	<u> </u>	<u> </u>	<u> </u>
<u>ASSETS</u>			
Cash and cash equivalents	\$ 4,785,288	\$ 3,940,460	\$ 8,725,748
Investments at fair value:			
Common stocks	1,290,830,469	-	1,290,830,469
U.S. Government securities	227,713,814	-	227,713,814
Corporate bonds and notes	378,643,717	-	378,643,717
Money market funds	70,248,164	-	70,248,164
Mutual funds	62,733,790	347,248,835	409,982,625
DC plan forfeitures	-	6,758,174	6,758,174
Total investments	<u>2,030,169,954</u>	<u>354,007,009</u>	<u>2,384,176,963</u>
Accounts receivable:			
Employer contributions, net	5,566,120	589,937	6,156,057
Member contributions	1,338,071	588,456	1,926,527
Interest and penalties on contributions	259,126	-	259,126
Accrued investment income	6,204,386	-	6,204,386
Due from brokers for unsettled trades	3,589,381	-	3,589,381
Service credits	2,394,104	-	2,394,104
Supplemental/Insurance benefits advanced	1,996,097	-	1,996,097
Other	594,863	138,633	733,496
Due from DC plan	685,211	-	685,211
Total receivables	<u>22,627,359</u>	<u>1,317,026</u>	<u>23,944,385</u>
Capital assets	<u>590,963</u>	<u>13,942</u>	<u>604,905</u>
Total assets	<u>2,058,173,564</u>	<u>359,278,437</u>	<u>2,417,452,001</u>
<u>DEFERRED OUTFLOWS OF RESOURCES</u>			
Deferred supplemental COLA payments	14,339,393	-	14,339,393
Deferred outflows of resources from pensions	458,634	158,706	617,340
Deferred outflows of resources from OPEB	836,082	-	836,082
Total deferred outflows of resources	<u>15,634,109</u>	<u>158,706</u>	<u>15,792,815</u>
<u>LIABILITIES</u>			
Unearned revenue	4,606,105	-	4,606,105
Accounts payable and accrued expenses	4,451,606	479,246	4,930,852
Due to DB plan	-	685,211	685,211
Due to brokers for unsettled trades	50,948,425	-	50,948,425
Net pension liability	5,407,045	263,300	5,670,345
OPEB liability	8,466,261	-	8,466,261
Total liabilities	<u>73,879,442</u>	<u>1,427,757</u>	<u>75,307,199</u>
<u>DEFERRED INFLOWS OF RESOURCES</u>			
Deferred inflows of resources from pensions	136,217	149,600	285,817
Deferred inflows of resources from OPEB	3,795,885	-	3,795,885
Total deferred inflows of resources	<u>3,932,102</u>	<u>149,600</u>	<u>4,081,702</u>
<u>NET POSITION</u>			
Restricted for:			
Employees' pension benefits	\$ <u>1,995,996,129</u>	\$ <u>357,859,786</u>	\$ <u>2,353,855,915</u>

See Accompanying Independent Auditors' Report.

GOVERNMENT OF GUAM

Combining Statement of Changes in Fiduciary Net Position
Fiduciary Funds - Pension Trusts
Year Ended September 30, 2019

	<u>Defined Benefit</u>	<u>Defined Contribution</u>	<u>Total</u>
Additions:			
Contributions:			
Employer	\$ 114,278,095	\$ 14,974,134	\$ 129,252,229
Member	27,012,032	14,875,867	41,887,899
Total contributions	<u>141,290,127</u>	<u>29,850,001</u>	<u>171,140,128</u>
Net investment income:			
Net increase in fair value of investments	18,763,630	(29,958,355)	(11,194,725)
Interest	27,006,116	37,053,703	64,059,819
Dividends	15,833,624	-	15,833,624
Other	557,271	761,819	1,319,090
Total investment income	<u>62,160,641</u>	<u>7,857,167</u>	<u>70,017,808</u>
Less: investment expenses	<u>5,402,151</u>	<u>153,266</u>	<u>5,555,417</u>
Net investment income	<u>56,758,490</u>	<u>7,703,901</u>	<u>64,462,391</u>
Total additions	<u>198,048,617</u>	<u>37,553,902</u>	<u>235,602,519</u>
Deductions:			
Benefits	227,829,152	-	227,829,152
Refunds	2,717,659	28,088,482	30,806,141
Interest on refunded contributions	617,745	-	617,745
Administrative and general expenses	3,766,207	1,593,766	5,359,973
Total deductions	<u>234,930,763</u>	<u>29,682,248</u>	<u>264,613,011</u>
Change in net position held in trust for employees' pension benefits	(36,882,146)	7,871,654	(29,010,492)
Net position at beginning of year	<u>2,032,878,275</u>	<u>349,988,132</u>	<u>2,382,866,407</u>
Net position at end of year	<u>\$ 1,995,996,129</u>	<u>\$ 357,859,786</u>	<u>\$ 2,353,855,915</u>

See Accompanying Independent Auditors' Report.

GOVERNMENT OF GUAM

Fiduciary Funds - Private Purpose Trusts September 30, 2019

Private purpose trusts are used to report any trust arrangement not properly reported in a pension trust fund or an investment trust fund under which principal and income benefit individuals, private organizations, or other governments. A brief discussion of GovGuam's fiduciary funds - private purpose trusts as of September 30, 2019, follows:

Trust Fund - this fund was established to account for judgments compelling individuals to award payments arising from various civil and criminal cases.

Traffic Court Trust Fund - this fund was established to account for deposits made by accused traffic offenders who are contesting charges against them.

Guardianship Trust Fund - this fund was established by Public Law 25-103 to account for the financial affairs of individuals for whom the Court has been petitioned to act as a guardian.

Land Condemnation Trust Fund - this fund was established as an escrow account for governmental land acquisitions.

Jury Trust Fund - this fund was established by Public Law 19-28 to account for funds awarded and to be awarded to citizens who serve on juries. Funding is derived from local appropriations.

Judicial Client Service Trust Fund - this fund was established by Public Law 27-55 to account for funds collected for: (i) the appointment of Counsel of Indigent Defendants including, but not limited to, attorney fees, investigator fees, interpreter fees, expert fees, jury fees, and any other related expenses approved by the Superior Court of Guam or the Supreme Court of Guam; (ii) Law Enforcement Escort Costs; and (iii) operations of Erica's House.

Safe Streets Trust Fund - this fund was established by Public Law 34-107 to account for the operations of the Driving While Intoxicated Court program.

See Accompanying Independent Auditors' Report.

GOVERNMENT OF GUAM

Fiduciary Funds - Private Purpose Trusts
Combining Statement of Fiduciary Net Position
September 30, 2019

	20	21	22	23	24	25	26				
	PDSC Land Claims Trust	Trust	Traffic Court Trust	Guardianship Trust	Land Condemnation Trust	Jury Trust	Judicial Client Service Trust	Safe Streets Trust	Combined Total	Eliminating Entries	Total
ASSETS:											
Cash and cash equivalents	\$ 13,427	\$ 9,839,635	\$ 9,811	\$ 1,937,389	\$ 1,800,774	\$ 445,868	\$ 2,416,543	\$ -	\$ 16,463,447	\$ -	\$ 16,463,447
Time certificates of deposit	-	1,000,000	-	-	-	-	-	-	1,000,000	-	1,000,000
Receivables	-	(38)	-	350	-	-	144,498	158,733	303,543	-	303,543
Due from other funds	-	-	1,119	-	66	-	348,012	-	349,197	(349,197)	-
Total assets	13,427	10,839,597	10,930	1,937,739	1,800,840	445,868	2,909,053	158,733	18,116,187	(349,197)	17,766,990
LIABILITIES											
Due to other funds	-	2,401,015	-	84,041	-	710,535	-	62,790	3,258,381	(349,197)	2,909,184
Deposits and other liabilities	12,586	8,438,582	10,930	1,853,698	1,800,840	87,204	180,840	157,120	12,541,800	-	12,541,800
Total liabilities	12,586	10,839,597	10,930	1,937,739	1,800,840	797,739	180,840	219,910	15,800,181	(349,197)	15,450,984
NET POSITION											
Restricted for:											
Individuals, organizations, and other governments	\$ 841	\$ -	\$ -	\$ -	\$ -	\$ (351,871)	\$ 2,728,213	\$ (61,177)	\$ 2,316,006	\$ -	\$ 2,316,006

See Accompanying Independent Auditors' Report.

GOVERNMENT OF GUAM

Fiduciary Funds - Private Purpose Trusts
 Combining Statement of Changes in Fiduciary Net Position
 Year Ended September 30, 2019

	20	21	22	23	24	25	26			
	PDSC Land Claims Trust	Traffic Court Trust	Guardianship Trust	Land Condemnation Trust	Jury Trust	Judicial Client Service Trust	Safe Streets Trust	Combined Total	Eliminating Entries	Total
Additions:										
Use of money and property	\$ 841	\$ -	\$ -	\$ -	\$ 383	\$ 1,779,920	\$ 158,733	\$ 1,939,877	\$ -	\$ 1,939,877
Transfers in from other funds	-	-	-	-	612,818	-	162,875	775,693	(386,340)	389,353
Total additions	841	-	-	-	613,201	1,779,920	321,608	2,715,570	(386,340)	2,329,230
Deductions:										
Individual and collective rights	-	-	-	-	979,460	832,610	429,335	2,241,405	-	2,241,405
Transfers out to other funds	-	-	-	-	-	386,340	-	386,340	(386,340)	-
Total deductions	-	-	-	-	979,460	1,218,950	429,335	2,627,745	(386,340)	2,241,405
Change in net position held in trust for individuals, organizations, and other governments	841	-	-	-	(366,259)	560,970	(107,727)	87,825	-	87,825
Net position at beginning of year	-	-	-	-	14,388	2,167,243	46,550	2,228,181	-	2,228,181
Net position at end of year	\$ 841	\$ -	\$ -	\$ -	\$ (351,871)	\$ 2,728,213	\$ (61,177)	\$ 2,316,006	\$ -	\$ 2,316,006

See Accompanying Independent Auditors' Report.

GOVERNMENT OF GUAM

Fiduciary Funds - Agency
September 30, 2019

Agency funds are used to report resources held by GovGuam in a purely custodial capacity (assets equal liabilities).

See Accompanying Independent Auditors' Report.

GOVERNMENT OF GUAM

Statement of Changes in Assets and Liabilities
Fiduciary Funds - Agency
September 30, 2019

	Balance October 1, 2018	Additions	Deductions	Balance September 30, 2019
<u>ASSETS</u>				
Deposits and other assets	\$ 13,317,866	\$ -	\$ -	\$ 13,317,866
Total assets	<u>\$ 13,317,866</u>	<u>\$ -</u>	<u>\$ -</u>	<u>\$ 13,317,866</u>
<u>LIABILITIES</u>				
Deposits and other liabilities	\$ 13,317,866	\$ -	\$ -	\$ 13,317,866
Total liabilities	<u>\$ 13,317,866</u>	<u>\$ -</u>	<u>\$ -</u>	<u>\$ 13,317,866</u>

See Accompanying Independent Auditors' Report.

GOVERNMENT OF GUAM

Nonmajor Component Units
September 30, 2019

Component units are legally separate organizations for which the elected officials of GovGuam are financially accountable. Nonmajor component units are defined as those component units whose activities are not significant or material to that of the primary government or to all component units as a whole. Proprietary funds are used to account for a government's ongoing organizations and activities that are similar to those often found in the private sector. All assets, liabilities, equities, revenues, expenses, and transfers relating to the government's business and quasi - business activities - where net income and capital maintenance are measured - are accounted for through proprietary funds. Generally accepted accounting principles are generally those applicable to similar businesses in the private sector: the measurement focus is on determination of the change in net position, financial position and cash flows. A brief discussion of GovGuam's nonmajor component units as of September 30, 2019, follows:

Guam Housing Corporation (GHC) - GHC was organized under the authority of Public Law 8-80 to promote the general welfare of GovGuam by encouraging investment in and development of low-cost housing. GHC provides for its operating needs by charging points on its low cost loans. Interest rates are determined by its Board of Directors. GovGuam has the ability to impose its will on GHC.

Guam Economic Development Authority (GEDA) - GEDA was created to assist in the implementation of an integrated program for the economic development of Guam. Enabling legislation set forth several specific purposes for the establishment of GEDA to include:

- a) Aiding private enterprise without competing with it;
- b) Expansion of the money supply to finance housing facilities; and
- c) Providing the means necessary for acquisition of hospital facilities.

To accomplish the stated purposes, GEDA is authorized to conduct research of, invest in, provide loans to, operate and provide technical assistance to industries and/or agricultural projects; issue revenue bonds; obtain Government of Guam land; purchase mortgages; and recommend to the Governor of Guam businesses qualifying for tax rebates and abatements. GEDA utilizes certain Trust Funds, such as the Guam Development Fund Act and the Agricultural Development Fund to accomplish certain of the stated purposes.

Guam Preservation Trust (GPT) - This fund was created by Public Law 20-151 to establish a program for historic preservation at all levels of government and to promote the use and conservation of such preservations for education, inspiration, pleasure and enrichment of the residents of the Territory. GovGuam has the ability to impose its will on GPT.

Guam Visitors Bureau (GVB) - GVB is a public corporation created for the purpose of promoting the visitor industry in Guam. Funding is provided from transfers of appropriations from the Tourist Attraction Fund and interest income. GovGuam provides financial support to GVB through legislative appropriations.

Guam Educational Telecommunications Corporation (GETC) - GETC, also known as KGTF-TV, was created as a public corporation by Public Law 12-194, as approved on January 2, 1975. The law sets forth the purpose of the Corporation to present educational television to the people of Guam and involve the people of Guam in its activities to the maximum extent possible. Funding is primarily derived from appropriations from the General Fund, community service grants and contributions from the public. GovGuam provides financial support to GETC through legislative appropriations.

See Accompanying Independent Auditors' Report.

GOVERNMENT OF GUAM
Nonmajor Component Units
Combining Statement of Net Position
September 30, 2019

	Guam Housing Corporation	Guam Economic Development Authority	Guam Preservation Trust	Guam Visitors Bureau	Guam Educational Telecomm- unications Corporation	Total
ASSETS						
Cash and cash equivalents	\$ 5,337,892	\$ 8,561,209	\$ 684,031	\$ 14,055,471	\$ 90,210	\$ 28,728,813
Investments	-	6,999,010	934,239	2,628,179	-	10,561,428
Receivables, net	27,189,357	1,362,212	86,404	377,315	135,309	29,150,597
Due from primary government	-	-	-	1,861,268	-	1,861,268
Inventories	-	7,706	-	-	-	7,706
Prepayments	44,134	6,213	-	42,825	-	93,172
Deposits and other assets	535,541	28,770	-	133,230	-	697,541
Restricted assets:						
Cash and cash equivalents	3,588,200	5,096,827	-	1,570,551	-	10,255,578
Investments	1,868,261	-	-	-	-	1,868,261
Capital assets:						
Nondepreciable capital assets	2,934,227	-	10,505,308	5,992,415	18,000	19,449,950
Capital assets, net of accumulated depreciation	3,095,776	394,750	58,530	402,779	1,483,934	5,435,769
Total assets	<u>44,593,388</u>	<u>22,456,697</u>	<u>12,268,512</u>	<u>27,064,033</u>	<u>1,727,453</u>	<u>108,110,083</u>
DEFERRED OUTFLOWS OF RESOURCES						
Deferred outflows from pensions	561,499	627,017	-	849,900	207,303	2,245,719
Deferred outflows from OPEB	568,751	360,946	-	1,512,028	534,660	2,976,385
Total deferred outflows of resources	<u>1,130,250</u>	<u>987,963</u>	<u>-</u>	<u>2,361,928</u>	<u>741,963</u>	<u>5,222,104</u>
LIABILITIES						
Accounts payable	530,492	1,099,458	28,779	5,198,333	4,210	6,861,272
Accrued interest payable	16,340	439,738	-	-	-	456,078
Accrued payroll and other	-	262,858	-	-	13,586	276,444
Unearned revenue	105,692	100,523	-	16,451	49,211	271,877
Deposits and other liabilities	763,684	95,732	8,000	-	-	867,416
Long-term liabilities:						
Due within one year	316,468	1,285,000	10,467	122,423	15,307	1,749,665
Due in more than one year	12,635,856	37,066,041	41,694	10,241,006	2,997,940	62,982,537
Total liabilities	<u>14,368,532</u>	<u>40,349,350</u>	<u>88,940</u>	<u>15,578,213</u>	<u>3,080,254</u>	<u>73,465,289</u>
DEFERRED INFLOWS OF RESOURCES						
Deferred inflows from pensions	157,960	175,732	-	167,345	54,660	555,697
Deferred inflows from OPEB	5,572,617	1,681,175	-	2,088,264	904,276	10,246,332
Total deferred inflows of resources	<u>5,730,577</u>	<u>1,856,907</u>	<u>-</u>	<u>2,255,609</u>	<u>958,936</u>	<u>10,802,029</u>
NET POSITION						
Net investment in capital assets	6,030,003	394,750	655,137	6,395,194	1,501,934	14,977,018
Restricted:						
Retirement of indebtedness	-	3,489,547	-	-	-	3,489,547
Other purposes	4,541,540	13,077,148	9,908,701	2,707,091	-	30,234,480
Unrestricted (deficit)	15,052,986	(35,723,042)	1,615,734	2,489,854	(3,071,708)	(19,636,176)
Total net position	<u>\$ 25,624,529</u>	<u>\$ (18,761,597)</u>	<u>\$ 12,179,572</u>	<u>\$ 11,592,139</u>	<u>\$ (1,569,774)</u>	<u>\$ 29,064,869</u>

See Accompanying Independent Auditors' Report.

GOVERNMENT OF GUAM

Nonmajor Component Units
Combining Statement of Revenues, Expenses, and Changes in Net Position
Year Ended September 30, 2019

	Guam Housing Corporation	Guam Economic Development Authority	Guam Preservation Trust	Guam Visitors Bureau	Guam Educational Telecomm- unications Corporation	Total
Expenses	\$ 1,906,162	\$ 4,865,354	\$ 1,311,168	\$ 26,725,869	\$ 1,874,956	\$ 36,683,509
Program revenues:						
Charges for services	2,475,472	4,407,886	59,229	1,521,085	457,244	8,920,916
Operating grants and contributions	-	-	301,829	-	644,536	946,365
Total program revenues	2,475,472	4,407,886	361,058	1,521,085	1,101,780	9,867,281
Net program revenues (expenses)	569,310	(457,468)	(950,110)	(25,204,784)	(773,176)	(26,816,228)
General revenues:						
Payments from GovGuam	-	-	761,000	22,335,216	570,357	23,666,573
Investment earnings	100,981	286,767	66,808	77,685	457	532,698
Other	57,188	75,721	-	176,000	-	308,909
Total general revenues	158,169	362,488	827,808	22,588,901	570,814	24,508,180
Change in net position	727,479	(94,980)	(122,302)	(2,615,883)	(202,362)	(2,308,048)
Net position at beginning of year	24,897,050	(18,666,617)	12,301,874	14,208,022	(1,367,412)	31,372,917
Net position at the end of the year	\$ 25,624,529	\$ (18,761,597)	\$ 12,179,572	\$ 11,592,139	\$ (1,569,774)	\$ 29,064,869

See Accompanying Independent Auditors' Report.

GOVERNMENT OF GUAM

Other Information
September 30, 2019

A brief discussion of other information presented for additional analysis as of September 30, 2019, follows:

Combining Schedule of Expenditures By Object:
All Governmental Funds

Schedule of Outstanding Debt:
Primary Government
Component Units

Schedule of Personnel Count:
Primary Government

Schedule of Continuing Appropriations:
Primary Government

See Accompanying Independent Auditors' Report.

GOVERNMENT OF GUAM

All Governmental Funds
Combining Schedule of Expenditures By Object
Year Ended September 30, 2019

	Special Revenue			Permanent	Other Governmental Funds	Total
	General	Federal Grants Assistance	GDOE Federal Grants	Chamorro Lands		
Expenditures by Object:						
Salaries and wages:						
Regular	\$ 244,706,835	\$ 28,404,615	\$ 21,052,731	\$ -	\$ 49,892,675	\$ 344,056,856
Overtime	7,823,064	623,115	-	-	1,545,442	9,991,621
Fringe benefits	81,346,794	9,594,844	7,234,943	-	16,804,513	114,981,094
Travel	1,092,647	2,820,151	1,368,101	-	463,848	5,744,747
Contractual services	41,474,247	57,477,285	20,037,086	-	34,673,447	153,662,065
Building rent	5,601,343	1,933,834	-	-	6,326,479	13,861,656
Supplies	3,414,565	1,683,782	6,265,463	-	5,266,989	16,630,799
Equipment	1,746,666	626,500	1,183,763	-	443,801	4,000,730
Utilities - power and water	18,219,609	2,812,694	2,302,657	-	9,902,080	33,237,040
Communications	1,326,358	410,756	-	-	943,935	2,681,049
Capital outlays	666,096	2,405,947	98,070	-	957,700	4,127,813
Grants and subsidies	82,769,235	113,823,666	-	-	39,775,048	236,367,949
Supplemental annuity benefits	22,689,703	-	-	-	-	22,689,703
Retiree healthcare benefits	37,256,816	-	-	-	-	37,256,816
Principal retirement	24,360,000	-	4,010,000	-	2,933,636	31,303,636
Bons issuance costs	519,654	-	-	-	481,613	1,001,267
Interest and fiscal charges	73,955,460	-	2,591,400	-	5,385,068	81,931,928
Miscellaneous	23,075,413	159,035,625	224,117	-	3,706,147	186,041,302
	<u>\$ 672,044,505</u>	<u>\$ 381,652,814</u>	<u>\$ 66,368,331</u>	<u>\$ -</u>	<u>\$ 179,502,421</u>	<u>\$ 1,299,568,071</u>

See Accompanying Independent Auditors' Report.

GOVERNMENT OF GUAM

Schedule of Outstanding Debt September 30, 2019

	Outstanding Principal Amount	Fiscal Year 2020 Debt Service			Final Maturity (Year Ending September 30)
		Principal	Interest	Total	
Primary Government:					
General Obligation Bonds:					
2009 Series A	\$ 5,375,000	\$ 5,375,000	\$ 161,250	\$ 5,536,250	2020
2019 Series A	27,610,000	565,000	1,097,944	1,662,944	2032
Limited Obligation Bonds:					
2011 Series A Hotel Tax Revenue Bonds	75,365,000	2,345,000	4,651,988	6,996,988	2041
2011 Series A Business Privilege Tax Revenue Bonds	220,790,000	5,215,000	11,131,888	16,346,888	2042
2012 Series B Business Privilege Tax Revenue Bonds	101,575,000	2,535,000	4,958,878	7,493,878	2042
2015 Series D Business Privilege Tax Revenue Bonds	406,615,000	5,790,000	19,936,000	25,726,000	2040
2016 Series A Section 30 Bonds	227,185,000	9,860,000	11,112,750	20,972,750	2047
Other Loans Payable:					
2006 Bank loan	5,081,553	-	182,936	182,936	2052
2014 Bank loan	3,788,755	166,605	167,389	333,994	2035
	<u>1,073,385,308</u>	<u>31,851,605</u>	<u>53,401,023</u>	<u>85,252,628</u>	
Component Units:					
Antonio B. Won Pat International Airport Authority:					
2012 Bank loan	6,048,641	1,255,257	312,243	1,567,500	2024
2013 Series A, B and C Revenue Bonds	192,695,000	12,605,000	10,952,875	23,557,875	2044
Guam Community College:					
Rural development loan	2,125,530	88,558	65,162	153,720	2053
Guam Housing and Urban Renewal Authority:					
Rural development loan	896,243	74,667	51,813	126,480	2030
Guam Power Authority:					
2012 Series A Revenue Bonds	339,240,000	14,505,000	16,599,375	31,104,375	2035
2014 Series A Revenue Bonds	73,785,000	1,445,000	3,603,125	5,048,125	2045
2017 Series A Revenue Bonds	148,535,000	180,000	7,422,250	7,602,250	2041
Guam Waterworks Authority:					
2010 Series A Revenue Bonds	1,895,000	1,895,000	94,750	1,989,750	2020
2010 Bank loan	2,319,108	2,319,108	50,692	2,369,800	2020
2013 Series A Revenue Bonds	172,630,000	2,695,000	9,331,688	12,026,688	2043
2014 Series A and B Revenue Bonds	68,900,000	3,760,000	3,445,000	7,205,000	2035
2016 Series A Revenue Bonds	143,310,000	420,000	7,165,500	7,585,500	2046
2017 Series A Revenue Bonds	107,365,000	-	5,368,250	5,368,250	2040
Port Authority of Guam:					
2018 Series A Revenue Bonds	70,125,000	2,380,000	3,371,392	5,751,392	2048
University of Guam:					
Rural development loan	10,803,390	276,137	473,923	750,060	2043
Guam Housing Corporation:					
1998 Series A Mortgage-Backed Revenue Bonds	3,495,000	230,000	193,378	423,378	2031
Guam Economic Development Authority:					
2007 Series A and B Tobacco Settlement Revenue Bonds	40,638,618	1,285,000	737,719	2,022,719	2034
	<u>1,384,806,530</u>	<u>45,413,727</u>	<u>69,239,135</u>	<u>114,652,862</u>	
	<u>\$ 2,458,191,838</u>	<u>\$ 77,265,332</u>	<u>\$ 122,640,158</u>	<u>\$ 199,905,490</u>	

See Accompanying Independent Auditors' Report.

GOVERNMENT OF GUAM

Schedule of Personnel Count - Primary Government
Year Ended September 30, 2019

<u>Department</u>	<u>Number of Employees</u>	<u>Amount</u>
Ancestral Lands Commission	4	\$ 158,566
Bureau of Budget and Management Research	18	1,282,661
Bureau of Statistics and Plans	44	2,210,863
Chamorro Land Trust Commission	14	721,619
Civil Service Commission	9	714,889
Commission on Decolonization	2	127,130
Customs and Quarantine	146	9,689,426
Department of Administration	108	6,659,570
Department of Agriculture	119	4,510,325
Department of Chamorro Affairs	24	1,266,099
Department of Corrections	171	16,147,535
Department of Education	3,595	152,822,560
Department of Integrated Services for Individuals with Disabilities	17	1,142,115
Department of Labor	194	4,638,313
Department of Land Management	38	2,499,886
Department of Mental Health and Substance Abuse	201	12,727,940
Department of Military Affairs	44	2,249,829
Department of Parks and Recreation	43	2,408,015
Department of Public Health and Social Services	252	12,988,471
Department of Public Works	266	16,125,561
Department of Revenue and Taxation	226	9,843,168
Department of Youth Affairs	76	4,752,614
Guam Behavioral Health and Wellness Center	201	12,727,940
Guam Commission for Educator Certification	2	115,933
Guam Contractors License Board	8	406,624
Guam Council on the Arts and Humanities Agency	5	424,667
Guam Educational and Telecommunications Corporation - KGTF	9	570,362
Guam Election Commission	15	926,513
Guam Energy Office	10	351,550
Guam Environmental Protection Agency	62	3,500,405
Guam Fire Department	249	30,317,947
Guam Legislature	149	5,563,176
Guam PEALS Board	3	200,492
Guam Police Department	347	27,544,829
Guam Regional Transit Authority	10	551,956
Hagatna Restoration and Redevelopment	4	277,829
Mayors' Council of Guam	245	8,327,485
Medical Examiner	2	279,660
Office of I Maga'Hagan Guahan	131	8,614,933
Office of I Segundu Na Maga'Lahen Guahan	12	980,143
Office of Public Accountability	13	967,718
Office of Technology	13	1,019,800
Office of the Attorney General	196	14,002,988
Public Defender	52	3,488,137
Unified Courts of Guam	432	20,575,637
Veteran's Affairs Office	8	408,646
	<u>7,789</u>	<u>\$ 407,832,525</u>

<u>Funding Source</u>	<u>Number of Employees</u>	<u>Amount</u>
General Fund	5,182	\$ 279,914,586
Federal Grants Assistance Fund	875	38,622,575
GDOE Federal Grants Fund	762	21,052,731
Other Governmental Funds	970	68,242,633
	<u>7,789</u>	<u>\$ 407,832,525</u>

See Accompanying Independent Auditors' Report

GOVERNMENT OF GUAM

Schedule of Continuing Appropriations - Primary Government
Year Ended September 30, 2019

<u>Department</u>	<u>Amount</u>
Bureau of Budget and Management Research	\$ 38,671
Bureau of Statistics and Plans	738,658
Chief Medical Examiner	3,118
Civil Service Commission	7,740
Customs and Quarantine	124,199
Department of Administration	494,988
Department of Agriculture	610,151
Department of Chamorro Affairs	789,387
Department of Corrections	405,937
Department of Integrated Services for Individuals with Dis	98,347
Department of Labor	34,819
Department of Land Management	993,228
Department of Mental Health and Substance Abuse	775,255
Department of Military Affairs	4,342
Department of Parks and Recreation	743,723
Department of Public Health and Social Services	13,979,559
Department of Public Works	13,198,290
Department of Revenue and Taxation	237,401
Department of Youth Affairs	133,089
General Services Agency	100,000
Guam Commission for Educator Certification	3,209
Guam Community College	1,395,608
Guam Department of Education	2,553,876
Guam Economic Development Authority	7,438,729
Guam Election Commission	109,044
Guam Energy Office	22,484
Guam Environmental Protection Agency	6,949,691
Guam Fire Department	1,371,547
Guam Memorial Hospital Authority	368,027
Guam Police Department	2,167,268
Guam Regional Transit Authority	192,107
Guam Solid Waste Authority	2,967,742
Hagatna Restoration and Redevelopment	300,000
Mayors' Council of Guam	5,960,990
Office of I Maga'lahaen Guahan	1,686,400
Office of I Segundu Na Maga'lahaen Guahan	39,786
Office of Technology	45,897
Office of the Attorney General	991,389
United Judiciary	4,973,690
University of Guam	247,703
	<u>\$ 73,296,089</u>

<u>Funding Source</u>	<u>Amount</u>
General Fund	\$ 18,679,348
Other Governmental Funds	54,616,741
	<u>\$ 73,296,089</u>

See Accompanying Independent Auditors' Report

GOVERNMENT OF GUAM

SINGLE AUDIT REPORTS

YEAR ENDED SEPTEMBER 30, 2019

GOVERNMENT OF GUAM
SINGLE AUDIT REPORTS
YEAR ENDED SEPTEMBER 30, 2019

C O N T E N T S

	<u>PAGE</u>
Part I. Independent Auditors' Report on Internal Control Over Financial Reporting and on Compliance and Other Matters Based on an Audit of Financial Statements Performed in Accordance With <i>Government Auditing Standards</i>	1
Part II. Independent Auditors' Report on Compliance for Each Major Federal Program; Report on Internal Control Over Compliance; and Report on Schedule of Expenditures of Federal Awards Required by the Uniform Guidance	3
Part III. Schedule of Expenditures of Federal Awards:	
Summary of Schedule of Expenditures of Federal Awards, by Grantor	7
U.S. Department of Agriculture	8
U.S. Department of Commerce	8
U.S. Department of Defense	9
U.S. Department of Housing and Urban Development	9
U.S. Department of the Interior	9
U.S. Department of Justice	10
U.S. Department of Labor	10
U.S. Department of Transportation	11
National Foundation on the Arts and the Humanities	11
U.S. Environmental Protection Agency	12
U.S. Department of Energy	12
U.S. Department of Education	12
U.S. Department of Health and Human Services	12
Corporation for National and Community Service	15
U.S. Department of Homeland Security	15
Notes to Schedule of Expenditures of Federal Awards	16
Reconciliation of Schedule of Expenditures of Federal Awards to Basic Financial Statements	18
Schedule of Findings and Questioned Costs	19
Part IV. Summary of Unresolved and Resolved Questioned Costs	34
Corrective Action Plan	35

INDEPENDENT AUDITORS' REPORT ON INTERNAL CONTROL OVER FINANCIAL REPORTING AND ON COMPLIANCE AND OTHER MATTERS BASED ON AN AUDIT OF FINANCIAL STATEMENTS PERFORMED IN ACCORDANCE WITH GOVERNMENT AUDITING STANDARDS

Honorable Lourdes A. Leon Guerrero
Governor
Government of Guam:

We have audited, in accordance with auditing standards generally accepted in the United States of America and the standards applicable to financial audits contained in *Government Auditing Standards* issued by the Comptroller General of the United States, the financial statements of the governmental activities, the aggregate discretely presented component units, each major fund, and the aggregate remaining fund information of the Government of Guam (GovGuam) as of and for the year ended September 30, 2019, and the related notes to the financial statements, which collectively comprise GovGuam's basic financial statements, and have issued our report thereon dated August 26, 2020. Our report includes a reference to other auditors and emphasis-of-matters paragraphs for the restatement of beginning net position of the aggregate discretely presented component units and for the impact of COVID-19. Other auditors audited the financial statements of the GovGuam Retirement Fund, the Antonio B. Won Pat International Airport Authority, the Guam Housing Corporation, the Guam Economic Development Authority, and the Guam Preservation Trust, as described in our report on GovGuam's financial statements. This report does not include the results of the other auditors' testing of internal control over financial reporting or compliance and other matters that are reported on separately by those other auditors.

For purposes of this report, our consideration of internal control over financial reporting and our tests of compliance with certain provisions of laws, regulations, contracts and grants, and other matters did not include the Chamorro Land Trust Commission, Guam Ancestral Lands Commission, Guam Community College, the Guam Department of Education, the Guam Educational Telecommunications Corporation, the Guam Housing and Urban Renewal Authority, the Guam Memorial Hospital Authority, the Guam Power Authority, the Guam Visitors Bureau, the Guam Waterworks Authority, the Port Authority of Guam, the Solid Waste Operations Fund, and the University of Guam, which were all audited by us. We have issued separate reports on our consideration of internal control over financial reporting and our tests of compliance with certain provisions of laws, regulations, contracts, and grant agreements, and other matters for these entities. Other auditors issued separate reports on their consideration of internal control over financial reporting and their tests of compliance with certain provisions of laws, regulations, contracts, and grant agreements, and other matters for the GovGuam Retirement Fund, the Antonio B. Won Pat International Airport Authority, the Guam Economic Development Authority, the Guam Housing Corporation, and the Guam Preservation Trust. The findings, if any, included in those reports are not included herein.

Internal Control Over Financial Reporting

In planning and performing our audit of the financial statements, we considered GovGuam's internal control over financial reporting (internal control) to determine the audit procedures that are appropriate in the circumstances for the purpose of expressing our opinions on the financial statements, but not for the purpose of expressing an opinion on the effectiveness of GovGuam's internal control. Accordingly, we do not express an opinion on the effectiveness of GovGuam's internal control.

A deficiency in internal control exists when the design or operation of a control does not allow management or employees, in the normal course of performing their assigned functions, to prevent, or detect and correct, misstatements on a timely basis. *A material weakness* is a deficiency, or a combination of deficiencies, in internal control, such that there is a reasonable possibility that a material misstatement of the entity's financial statements will not be prevented, or detected and corrected, on a timely basis. *A significant deficiency* is a deficiency, or a combination of deficiencies, in internal control that is less severe than a material weakness yet important enough to merit attention by those charged with governance.

Our consideration of internal control was for the limited purpose described in the first paragraph of this section and was not designed to identify all deficiencies in internal control that might be material weaknesses or significant deficiencies and therefore, material weaknesses or significant deficiencies may exist that have not been identified. We did identify certain deficiencies in internal control, described in the accompanying Schedule of Findings and Questioned Costs as items 2019-007 and 2019-008 that we consider to be material weaknesses.

Compliance and Other Matters


As part of obtaining reasonable assurance about whether GovGuam's financial statements are free from material misstatement, we performed tests of its compliance with certain provisions of laws, regulations, contracts, and grant agreements, noncompliance with which could have a direct and material effect on the determination of financial statement amounts. However, providing an opinion on compliance with those provisions was not an objective of our audit, and accordingly, we do not express such an opinion. The results of our tests disclosed no instances of noncompliance or other matters that are required to be reported under *Government Auditing Standards*.

GovGuam's Responses to Findings

GovGuam's response to the findings identified in our audit are described in the accompanying Schedule of Findings and Questioned Costs. GovGuam's response was not subjected to the auditing procedures applied in the audit of the financial statements and, accordingly, we express no opinion on it.

Purpose of this Report

The purpose of this report is solely to describe the scope of our testing of internal control and compliance and the result of that testing, and not to provide an opinion on the effectiveness of the entity's internal control or on compliance. This report is an integral part of an audit performed in accordance with *Government Auditing Standards* in considering the entity's internal control and compliance. Accordingly, this communication is not suitable for any other purpose.



August 26, 2020

INDEPENDENT AUDITORS' REPORT ON COMPLIANCE FOR EACH MAJOR FEDERAL PROGRAM; REPORT ON INTERNAL CONTROL OVER COMPLIANCE; AND REPORT ON SCHEDULE OF EXPENDITURES OF FEDERAL AWARDS REQUIRED BY THE UNIFORM GUIDANCE

Honorable Lourdes A. Leon Guerrero
Governor
Government of Guam:

Report on Compliance for Each Major Federal Program

We have audited the Government of Guam's (GovGuam's) compliance with the types of compliance requirements described in the *OMB Compliance Supplement* that could have a direct and material effect on each of GovGuam's major federal programs for the year ended September 30, 2019. GovGuam's major federal programs are identified in the summary of auditors' results section of the accompanying Schedule of Findings and Questioned Costs.

As discussed in Note 3b to the Schedule of Expenditures of Federal Awards, GovGuam's basic financial statements include the operations of certain entities whose federal awards are not included in the Schedule of Expenditures of Federal Awards for the year ended September 30, 2019. Our audit, described below, did not include the operations of the entities identified in Note 3b as these entities conducted separate audits in accordance with the Uniform Guidance, if required.

Management's Responsibility

Management is responsible for compliance with federal statutes, regulations, and the terms and conditions of its federal awards applicable to its federal programs.

Auditors' Responsibility

Our responsibility is to express an opinion on compliance for each of GovGuam's major federal programs based on our audit of the types of compliance requirements referred to above. We conducted our audit of compliance in accordance with auditing standards generally accepted in the United States of America; the standards applicable to financial audits contained in *Government Auditing Standards*, issued by the Comptroller General of the United States; and the audit requirements of Title 2 U.S. Code of Federal Regulations Part 200, *Uniform Administrative Requirements, Cost Principles, and Audit Requirements for Federal Awards* (Uniform Guidance). Those standards and the Uniform Guidance require that we plan and perform the audit to obtain reasonable assurance about whether noncompliance with the types of compliance requirements referred to above that could have a direct and material effect on a major federal program occurred. An audit includes examining, on a test basis, evidence about GovGuam's compliance with those requirements and performing such other procedures as we considered necessary in the circumstances.

We believe that our audit provides a reasonable basis for our qualified and unmodified opinions on compliance for major federal programs. However, our audit does not provide a legal determination of GovGuam’s compliance.

Basis for Qualified Opinion on Certain Major Federal Programs

As described in Findings 2019-002, 2019-003 and 2019-008 in the accompanying Schedule of Findings and Questioned Costs, GovGuam did not comply with requirements regarding the following:

Finding #	CFDA #	Program (or Cluster) Name	Compliance Requirement
2019-002		SNAP Cluster	Special Tests and Provisions
2019-003		SNAP Cluster	Special Tests and Provisions
2019-008	15.875	Economic, Social and Political Development of the Territories	Equipment and Real Property Management

Compliance with such requirements is necessary, in our opinion, for GovGuam to comply with the requirements applicable to those programs.

Qualified Opinion on the SNAP Cluster and CFDA 15.875 Economic, Social and Political Development of the Territories

In our opinion, except for the noncompliance described in the Basis for Qualified Opinion paragraph, GovGuam complied, in all material respects, with the types of compliance requirements referred to above that could have a direct and material effect on the SNAP Cluster and CFDA 15.875 Economic, Social and Political Development of the Territories for the year ended September 30, 2019.

Unmodified Opinion on Each of the Other Major Federal Programs

In our opinion, GovGuam complied, in all material respects, with the types of compliance requirements referred to above that could have a direct and material effect on each of its other major federal programs identified in the summary of auditors’ results section of the accompanying Schedule of Findings and Questioned Costs for the year ended September 30, 2019.

Other Matters

The results of our auditing procedures disclosed other instances of noncompliance which are required to be reported in accordance with the Uniform Guidance and which are described in the accompanying Schedule of Findings and Questioned Costs as items 2019-001, 2019-004, 2019-005, and 2019-006. Our opinion on each major federal program is not modified with respect to these matters.

GovGuam’s response to the noncompliance findings identified in our audit are described in the accompanying Schedule of Findings and Questioned Costs. GovGuam’s response was not subjected to the auditing procedures applied in the audit of compliance and, accordingly, we express no opinion on the response.

GovGuam is responsible for preparing a corrective action plan to address each audit finding included in our auditors’ report. GovGuam’s corrective action plan was not subjected to the auditing procedures applied in the audit of compliance and, accordingly, we express no opinion on it.

Report on Internal Control Over Compliance

Management of GovGuam is responsible for establishing and maintaining effective internal control over compliance with the types of compliance requirements referred to above. In planning and performing our audit of compliance, we considered GovGuam's internal control over compliance with the types of requirements that could have a direct and material effect on each major federal program to determine the auditing procedures that are appropriate in the circumstances for the purpose of expressing an opinion on compliance for each major federal program and to test and report on internal control over compliance in accordance with the Uniform Guidance, but not for the purpose of expressing an opinion on the effectiveness of internal control over compliance. Accordingly, we do not express an opinion on the effectiveness of GovGuam's internal control over compliance.

Our consideration of internal control over compliance was for the limited purpose described in the preceding paragraph and was not designed to identify all deficiencies in internal control over compliance that might be material weaknesses or significant deficiencies and therefore, material weaknesses or significant deficiencies may exist that have not been identified. However, as discussed below, we identified certain deficiencies in internal control over compliance that we consider to be material weaknesses and significant deficiencies.

A deficiency in internal control over compliance exists when the design or operation of a control over compliance does not allow management or employees, in the normal course of performing their assigned functions, to prevent, or detect and correct, noncompliance with a type of compliance requirement of a federal program on a timely basis. *A material weakness in internal control over compliance* is a deficiency, or a combination of deficiencies, in internal control over compliance, such that there is reasonable possibility that material noncompliance with a type of compliance requirement of a federal program will not be prevented, or detected and corrected, on a timely basis. We consider the deficiencies in internal control over compliance described in the accompanying Schedule of Findings and Questioned Costs as items 2019-002, 2019-003, and 2019-008 to be material weaknesses.

A significant deficiency in internal control over compliance is a deficiency, or a combination of deficiencies, in internal control over compliance with a type of compliance requirement of a federal program that is less severe than a material weakness in internal control over compliance, yet important enough to merit attention by those charged with governance. We consider the deficiencies in internal control over compliance described in the accompanying Schedule of Findings and Questioned costs as items 2019-001, 2019-004, 2019-005, and 2019-006 to be significant deficiencies.

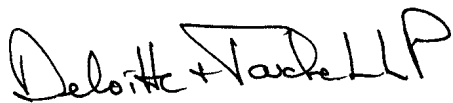
GovGuam's response to the internal control over compliance findings identified in our audit are described in the accompanying Schedule of Findings and Questioned Costs. GovGuam's response was not subjected to the auditing procedures applied in the audit of compliance and, accordingly, we express no opinion on the response.

GovGuam is responsible for preparing a corrective action plan to address each audit finding included in our auditors' report. GovGuam's corrective action plan was not subjected to the auditing procedures applied in the audit of compliance and, accordingly, we express no opinion on it.

The purpose of this report on internal control over compliance is solely to describe the scope of our testing of internal control over compliance and the results of that testing based on the requirements of the Uniform Guidance. Accordingly, this report is not suitable for any other purpose.

Report on Schedule of Expenditures of Federal Awards Required by the Uniform Guidance

We have audited the financial statements of the governmental activities, the aggregate discretely presented component units, each major fund, and the aggregate remaining fund information of GovGuam as of and for the year ended September 30, 2019, and the related notes to the financial statements, which collectively comprise GovGuam's basic financial statements. We issued our report thereon dated August 26, 2020, which contained unmodified opinions on those financial statements and which report included a reference to other auditors and emphasis-of-matters paragraphs for the restatement of beginning net position of the aggregate discretely presented component units and for the impact of COVID-19. Our audit was conducted for the purpose of forming opinions on the financial statements that collectively comprise the basic financial statements. The accompanying Schedule of Expenditures of Federal Awards is presented for purposes of additional analysis as required by the Uniform Guidance and is not a required part of the basic financial statements. Such information is the responsibility of management and was derived from and relates directly to the underlying accounting and other records used to prepare the basic financial statements. The information has been subjected to the auditing procedures applied in the audit of the financial statements and certain additional procedures, including comparing and reconciling such information directly to the underlying accounting and other records used to prepare the basic financial statements or to the basic financial statements themselves, and other additional procedures in accordance with auditing standards generally accepted in the United States of America. In our opinion, the Schedule of Expenditures of Federal Awards is fairly stated in all material respects in relation to the basic financial statements as a whole.



August 26, 2020

GOVERNMENT OF GUAM

Summary of Schedule of Expenditures of Federal Awards, by Grantor
Year Ended September 30, 2019

<u>Federal Agency</u>	<u>Federal Expenditures</u>
U.S. Department of Agriculture	\$ 111,220,065
U.S. Department of Commerce	2,985,404
U.S. Department of Defense	5,054,844
U.S. Department of Housing and Urban Development	230,298
U.S. Department of the Interior	18,476,675
U.S. Department of Justice	5,031,309
U.S. Department of Labor	5,557,943
U.S. Department of Transportation	39,805,240
National Foundation on the Arts and the Humanities	458,921
U.S. Environmental Protection Agency	3,008,258
U.S. Department of Energy	503,446
U.S. Department of Education	2,022,436
U.S. Department of Health and Human Services	177,988,592
Corporation for National and Community Service	1,306,015
U.S. Department of Homeland Security	<u>4,120,163</u>
 GRAND TOTAL	 \$ <u><u>377,769,609</u></u>

Note: All awards are received direct from the Federal agency.

GOVERNMENT OF GUAM

Schedule of Expenditures of Federal Awards
Year Ended September 30, 2019

Federal CFDA Number	Federal Grantor/Program or Cluster Title	Federal Expenditures	Amounts Passed Through To Subrecipients
U.S. DEPARTMENT OF AGRICULTURE			
10.025	Plant and Animal Disease, Pest Control, and Animal Care	\$ 108,050	\$ 54,065
10.170	Specialty Crop Block Grant Program - Farm Bill	190,158	190,158
10.535	Snap Fraud Framework Implementation Grant	21,911	
	SNAP Cluster:		
10.551	Supplemental Nutrition Assistance Program	100,532,157	
10.561	State Administrative Matching Grants for the Supplemental Nutrition Assistance Program	1,917,121	239,932
	Subtotal SNAP Cluster	<u>102,449,278</u>	<u>239,932</u>
10.557	WIC Special Supplemental Nutrition Program for Women, Infants, and Children	8,129,189	
10.572	WIC Farmers' Market Nutrition Program (FMNP)	32,604	
10.579	Child Nutrition Discretionary Grants Limited Availability	(3,785)	
10.664	Cooperative Forestry Assistance	277,661	14,579
	Community Facilities Loans and Grants Cluster:		
10.766	Community Facilities Loans and Grants	14,999	
	Subtotal Community Facilities Loans and Grants Cluster	<u>14,999</u>	
	U.S. DEPARTMENT OF AGRICULTURE TOTAL	<u>\$ 111,220,065</u>	<u>\$ 498,734</u>
U.S. DEPARTMENT OF COMMERCE			
	Economic Development Cluster		
11.307	Economic Adjustment Assistance	\$ 84,207	\$ 84,207
	Subtotal Economic Development Cluster	<u>84,207</u>	<u>84,207</u>
11.407	Interjurisdictional Fisheries Act of 1986	11,962	
11.419	Coastal Zone Management Administration Awards	1,072,591	21,058
11.427	Fisheries Development and Utilization Research and Development Grants and Cooperative Agreements Program	68,934	34,156
11.437	Pacific Fisheries Data Program	84,120	
11.441	Regional Fishery Management Councils	-	
11.454	Unallied Management Projects	-	
11.467	Meteorologic and Hydrologic Modernization Development	929,319	
11.472	Unallied Science Program	111,928	
11.482	Coral Reef Conservation Program	425,258	224,460
11.549	State and Local Implementation Grant Program	197,085	
	U.S. DEPARTMENT OF COMMERCE TOTAL	<u>\$ 2,985,404</u>	<u>\$ 363,881</u>

See accompanying notes to Schedule of Expenditures of Federal Awards.

GOVERNMENT OF GUAM

Schedule of Expenditures of Federal Awards
Year Ended September 30, 2019

Federal CFDA Number	Federal Grantor/Program or Cluster Title	<u>Expenditures</u>	Amounts Passed Through To <u>Subrecipients</u>
U.S. DEPARTMENT OF DEFENSE			
12.113	State Memorandum of Agreement Program for the Reimbursement of Technical Services	\$ 120,428	
12.401	National Guard Military Operations and Maintenance (O&M) Projects	3,253,107	
12.600	Community Investment	667,753	
12.607	Community Economic Adjustment Assistance for Realignment or Closure of Military Installation	4,308	
12.610	Community Economic Adjustment Assistance for Compatible Use and Joint Land Use Studies	216,047	
12.618	Community Economic Adjustment Assistance for Establishment or Expansion of a Military Installation	793,201	\$ 411,996
	U.S. DEPARTMENT OF DEFENSE TOTAL	<u>\$ 5,054,844</u>	<u>\$ 411,996</u>
U.S. DEPARTMENT OF HOUSING AND URBAN DEVELOPMENT			
14.267	Continuum of Care Program	\$ 230,298	
	U.S. DEPARTMENT OF HOUSING AND URBAN DEVELOPMENT TOTAL	<u>\$ 230,298</u>	
U.S. DEPARTMENT OF THE INTERIOR			
Fish and Wildlife Cluster:			
15.605	Sport Fish Restoration	\$ 1,021,702	
15.611	Wildlife Restoration and Basic Hunter Education	856,328	
	Subtotal Fish and Wildlife Cluster	<u>1,878,030</u>	
15.615	Cooperative Endangered Species Conservation Fund	447,337	
15.622	Sportsfishing and Boating Safety Act	5,354	
15.634	State Wildlife Grants	34,339	
15.875	Economic, Social, and Political Development of the Territories	15,684,569	\$ 9,914,968
15.904	Historic Preservation Fund Grants-In-Aid	427,046	
	U.S. DEPARTMENT OF THE INTERIOR TOTAL	<u>\$ 18,476,675</u>	<u>\$ 9,914,968</u>

See accompanying notes to Schedule of Expenditures of Federal Awards.

GOVERNMENT OF GUAM

Schedule of Expenditures of Federal Awards
Year Ended September 30, 2019

Federal CFDA Number	Federal Grantor/Program or Cluster Title	Expenditures	Amounts Passed Through To Subrecipients
U.S. DEPARTMENT OF JUSTICE			
16.017	Sexual Assault Services Formula Program	\$ 39,341	\$ 35,179
16.527	Supervised Visitation, Safe Havens for Children	-	
16.528	Enhanced Training and Services to End Violence and Abuse of Women Later in Life	-	
16.540	Juvenile Justice and Delinquency Prevention Program	49,641	
16.554	National Criminal History Improvement Program (NCHIP)	788,284	
16.575	Crime Victim Assistance	1,107,870	361,582
16.580	Edward Byrne Memorial State and Local Law Enforcement Assistance Discretionary Grants Program	(6,284)	
16.582	Crime Victim Assistance/Discretionary Grants	-	
16.585	Drug Court Discretionary Grant Program	186,449	
16.586	Violent Offender Incarceration and Truth in Sentencing Incentive Grants	-	
16.588	Violence Against Women Formula Grants	572,147	424,775
16.589	Rural Domestic Violence, Dating Violence, Sexual Assault, and Stalking Assistance Program	23,133	
16.593	Residential Substance Abuse Treatment for State Prisoners	46,916	42,595
16.606	State Criminal Alien Assistance Program	242,449	
16.710	Public Safety Partnership and Community Policing Grants	500,417	
16.727	Combating Underage Drinking	-	
16.738	Edward Byrne Memorial Justice Assistance Grant Program	557,384	482,095
16.742	Paul Coverdell Forensic Sciences Improvement Grant Program	105,087	97,913
16.750	Support for Adam Walsh Act Implementation Grant Program	138,822	
16.751	Edward Byrne Memorial Competitive Grant Program	20,720	20,720
16.754	Harold Rogers Prescription Drug Monitoring Program	203,989	
16.812	Second Chance Act Reentry Initiative	221,213	
16.828	Innovative Responses to Behavior in the Community: Swift, Certain, and Fair Supervision Program	112,624	
16.922	Equitable Sharing Program	121,107	
	U.S. DEPARTMENT OF JUSTICE TOTAL	<u>\$ 5,031,309</u>	<u>\$ 1,464,859</u>
U.S. DEPARTMENT OF LABOR			
17.002	Labor Force Statistics	\$ 55,081	
17.005	Compensation and Working Conditions	67,696	
	Employment Service Cluster:		
17.207	Employment Service/Wagner-Peyser Funded Activities	390,276	
17.801	Jobs for Veterans State Grants	121,097	
	Subtotal Employment Service Cluster	<u>511,373</u>	
17.235	Senior Community Service Employment Program	851,606	
	WIOA Cluster:		
17.258	WIOA Adult Program	674,867	
17.259	WIOA Youth Activities	777,845	
17.278	WIOA National Dislocated Worker Formula Grants	718,808	
	Subtotal WIOA Cluster	<u>2,171,520</u>	
	BALANCE FORWARD	<u>\$ 3,657,276</u>	

See accompanying notes to Schedule of Expenditures of Federal Awards.

GOVERNMENT OF GUAM

Schedule of Expenditures of Federal Awards
Year Ended September 30, 2019

Federal CFDA Number	Federal Grantor/Program or Cluster Title	Expenditures	Amounts Passed Through To Subrecipients
	U.S. DEPARTMENT OF LABOR		
	BALANCE FORWARD	\$ 3,657,276	
17.273	Temporary Labor Certification for Foreign Workers	70,220	
17.277	WIOA National Dislocated Worker Grants / WIA National Emergency Grants	864,142	
17.281	WIOA Dislocated Worker National Reserve Technical Assistance and Training	-	
17.285	Apprenticeship USA Grants	654,493	
17.504	Consultation Agreements	311,812	
17.604	Safety and Health Grants	-	
	U.S. DEPARTMENT OF LABOR TOTAL	<u>\$ 5,557,943</u>	
	U.S. DEPARTMENT OF TRANSPORTATION		
	Highway Planning and Construction Cluster:		
20.205	Highway Planning and Construction	\$ 37,768,550	
	Subtotal Highway Planning and Construction Cluster	<u>37,768,550</u>	
20.218	Motor Carrier Safety Assistance	295,626	
20.237	Motor Carrier Safety Assistance High Priority Activities Grants and Cooperative Agreements	78,892	
	Federal Transit Cluster:		
20.500	Federal Transit Capital Investment Grants	<u>5,778</u>	
	Subtotal Federal Transit Cluster	5,778	
20.509	Formula Grants for Rural Areas and Tribal Transit Program	745,527	
	Highway Safety Cluster:		
20.600	State and Community Highway Safety	556,105	\$ 40,995
20.602	Occupant Protection Incentive Grants	65,171	
20.610	State Traffic Safety Information System Improvement Grants	110,703	
20.616	National Priority Safety Programs	<u>102,809</u>	
	Subtotal Highway Safety Cluster	834,788	
20.703	Interagency Hazardous Materials Public Sector Training and Planning Grants	<u>76,079</u>	
	U.S. DEPARTMENT OF TRANSPORTATION TOTAL	<u>\$ 39,805,240</u>	<u>\$ 40,995</u>
	NATIONAL FOUNDATION ON THE ARTS AND THE HUMANITIES		
45.025	Promotion of the Arts Partnership Agreements	\$ 282,073	\$ 117,475
45.310	Grants to States	<u>176,848</u>	
	NATIONAL FOUNDATION ON THE ARTS AND THE HUMANITIES TOTAL	<u>\$ 458,921</u>	<u>\$ 117,475</u>

See accompanying notes to Schedule of Expenditures of Federal Awards.

GOVERNMENT OF GUAM

Schedule of Expenditures of Federal Awards
Year Ended September 30, 2019

Federal CFDA Number	Federal Grantor/Program or Cluster Title	Expenditures	Amounts Passed Through To Subrecipients
	U.S. ENVIRONMENTAL PROTECTION AGENCY		
66.040	State Clean Diesel Grant Program	\$ 70,685	\$ 70,685
66.600	Environmental Protection Consolidated Grants for the Insular Areas-Program Support	2,937,573	
66.804	Underground Storage Tank (UST) Prevention, Detection and Compliance Program	-	
	U.S. ENVIRONMENTAL PROTECTION AGENCY TOTAL	<u>\$ 3,008,258</u>	<u>\$ 70,685</u>
	U.S. DEPARTMENT OF ENERGY		
81.041	State Energy Program	\$ 246,335	
81.042	Weatherization Assistance for Low-Income Persons	254,472	
81.119	State Energy Program Special Projects	2,639	
	U.S. DEPARTMENT OF ENERGY TOTAL	<u>\$ 503,446</u>	
	U.S. DEPARTMENT OF EDUCATION		
84.034	Public Library Services	\$ -	
84.053	Vocational Education_State Councils	-	
84.126	Rehabilitation Services Vocational Rehabilitation Grants to States	1,508,013	
84.177	Rehabilitation Services Independent Living Services for Older Individuals Who are Blind	120	
84.187	Supported Employment Services for Individuals with the Most Significant Disabilities	11,609	
84.403	Consolidated Grant to the Outlying Areas	502,694	
	U.S. DEPARTMENT OF EDUCATION TOTAL	<u>\$ 2,022,436</u>	
	U.S. DEPARTMENT OF HEALTH AND HUMAN SERVICES		
93.041	Special Programs for the Aging, Title VII, Chapter 3, Programs for Prevention of Elder Abuse, Neglect, and Exploitation	\$ -	
93.042	Special Programs for the Aging, Title VII, Chapter 2, Long Term Care Ombudsman Services for Older Individuals	30,496	
93.043	Special Programs for the Aging, Title III, Part D, Disease Prevention and Health Promotion Services	69,161	\$ 69,161
	Aging Cluster:		
93.044	Special Programs for the Aging, Title III, Part B, Grants for Supportive Services and Senior Centers	684,147	
93.045	Special Programs for the Aging, Title III, Part C, Nutrition Services	1,353,060	
93.053	Nutrition Services Incentive Program	394,817	
	Subtotal Aging Cluster	<u>2,432,024</u>	<u>-</u>
	BALANCE FORWARD	<u>\$ 2,531,681</u>	<u>\$ 69,161</u>

See accompanying notes to Schedule of Expenditures of Federal Awards.

GOVERNMENT OF GUAM

Schedule of Expenditures of Federal Awards
Year Ended September 30, 2019

Federal CFDA Number	Federal Grantor/Program or Cluster Title	Expenditures	Amounts Passed Through To Subrecipients
	U.S. DEPARTMENT OF HEALTH AND HUMAN SERVICES		
	BALANCE FORWARD	\$ 2,531,681	\$ 69,161
93.048	Special Programs for the Aging, Title IV, and Title II, Discretionary Projects	117,453	
93.052	National Family Caregiver Support, Title III, Part E	379,297	
93.069	Public Health Emergency Preparedness	61,073	
93.073	Birth Defects and Developmental Disabilities - Prevention and Surveillance		
93.074	Hospital Preparedness Program (HPP) and Public Health Emergency Preparedness (PHEP) Aligned Cooperative Agreements	262,626	
93.077	Family Smoking Prevention and Tobacco Control Act Regulatory Research	88,154	
93.103	Food and Drug Administration Research	2,196	
93.110	Maternal and Child Health Federal Consolidated Programs	33,056	
93.116	Project Grants and Cooperative Agreements for Tuberculosis Control Program	887,862	
93.127	Emergency Medical Services for Children	84,514	
93.136	Injury Prevention and Control Research and State and Community Based Programs	1,422	
93.150	Projects for Assistance in Transition from Homelessness (PATH)	38,663	
93.189	Health Education Training Centers Continuing Educational Support for Health Professionals Serving in Underserved Communities	-	
93.217	Family Planning Services	167,304	
	Health Center Program Cluster:		
93.224	Health Center Program (Community Health Centers, Migrant Health Centers, Health Care for the Homeless, and Public Housing Primary Care)	2,405,719	
	Subtotal Health Center Program Cluster	<u>2,405,719</u>	
93.243	Substance Abuse and Mental Health Services Projects of Regional and National Significance	1,992,527	16,400
93.268	Immunization Cooperative Agreements	1,193,622	10,000
93.283	Centers for Disease Control and Prevention Investigations and Technical Assistance		
93.323	Epidemiology and Laboratory Capacity for Infectious Diseases (ELC)	930,937	
93.324	State Health Insurance Assistance Program	66,750	
93.369	ACL Independent Living State Grants	15,536	
93.377	Prevention and Control of Chronic Disease and Associated Risk Factors in the U.S. Affiliated Pacific Islands, U.S. Virgin Islands, and P.R.	162,466	
93.504	Family to Family Health Information Centers	69,130	
93.521	The Affordable Care Act: Building Epidemiology, Laboratory, and Health Information Systems Capacity in the Epidemiology and Laboratory Capacity for Infectious Disease (ELC) and Emerging Infections Program (EIP) Cooperative Agreements;PPHF	177,403	
	BALANCE FORWARD	<u>\$ 11,669,391</u>	<u>\$ 95,561</u>

See accompanying notes to Schedule of Expenditures of Federal Awards.

GOVERNMENT OF GUAM

Schedule of Expenditures of Federal Awards
Year Ended September 30, 2019

Federal CFDA Number	Federal Grantor/Program or Cluster Title	Expenditures	Amounts Passed Through To Subrecipients
	U.S. DEPARTMENT OF HEALTH AND HUMAN SERVICES BALANCE FORWARD	\$ 11,669,391	\$ 95,561
	TANF Cluster:		
93.558	Temporary Assistance for Needy Families	1,114,903	
	Subtotal TANF Cluster	<u>1,114,903</u>	
93.560	Family Support Payments to States Assistance Payments	1,197,752	
93.563	Child Support Enforcement	3,852,133	
	CCDF Cluster:		
93.575	Child Care and Development Block Grant	6,973,914	
	Subtotal CCDF Cluster	<u>6,973,914</u>	
93.597	Grants to States for Access and Visitation Programs	62,641	
93.630	Developmental Disabilities Basic Support and Advocacy Grants	276,230	
93.667	Social Services Block Grant	2,618,886	
93.735	State Public Health Approaches for Ensuring Quitline Capacity - Funded in part by Prevention and Public Health Funds (PPHF)	10,663	
93.745	PPHF: Health Care Surveillance/Health Statistics – Surveillance Program Announcement: Behavioral Risk Factor Surveillance System Financed in Part by Prevention and Public Health Fund	210,125	
93.758	Preventive Health and Health Services Block Grant funded solely with Prevention and Public Health Funds (PPHF)	1,862	
93.767	Children's Health Insurance Program	29,516,130	
	Medicaid Cluster:		
93.778	Medical Assistance Program	115,843,414	
	Subtotal Medicaid Cluster	<u>115,843,414</u>	
93.788	Opioid STR	140,490	
93.815	Domestic Ebola Supplement to the Epidemiology and Laboratory Capacity for the Infectious Diseases (ELC)	128,024	
93.817	Hospital Preparedness Program (HPP) Ebola Preparedness and Response Activities	-	
93.870	Maternal, Infant and Early Childhood Home Visiting Grant Program	931,581	
93.898	Cancer Prevention and Control Programs for State, Territorial and Tribal Organizations	119,940	
93.917	HIV Care Formula Grants	285,794	
93.945	Assistance Programs for Chronic Disease Prevention and Control	792,158	
93.958	Block Grants for Community Mental Health Services	346,664	
93.959	Block Grants for Prevention and Treatment of Substance Abuse	993,579	11,050
93.991	Preventive Health and Health Services Block Grant	243,346	
93.994	Maternal and Child Health Services Block Grant to the States	<u>658,972</u>	
	U.S. DEPARTMENT OF HEALTH AND HUMAN SERVICES TOTAL	\$ <u>177,988,592</u>	\$ <u>106,611</u>

See accompanying notes to Schedule of Expenditures of Federal Awards.

GOVERNMENT OF GUAM

Schedule of Expenditures of Federal Awards
Year Ended September 30, 2019

Federal CFDA Number	Federal Grantor/Program or Cluster Title	Expenditures	Amounts Passed Through To Subrecipients
	CORPORATION FOR NATIONAL AND COMMUNITY SERVICE		
94.003	State Commissions	\$ 250,367	
94.006	AmeriCorps	884,227	\$ 884,227
94.009	Training and Technical Assistance	<u>171,421</u>	
	CORPORATION FOR NATIONAL AND COMMUNITY SERVICE TOTAL	<u>\$ 1,306,015</u>	<u>\$ 884,227</u>
	U.S. DEPARTMENT OF HOMELAND SECURITY		
97.012	Boating Safety Financial Assistance	\$ 497,614	
97.036	Disaster Grants - Public Assistance (Presidentially Declared Disasters)	901,056	
97.042	Emergency Management Performance Grants	887,623	
97.047	Pre-Disaster Mitigation	627,828	\$ 575,156
97.067	Homeland Security Grant Program	<u>1,206,042</u>	
	U.S. DEPARTMENT OF HOMELAND SECURITY TOTAL	<u>\$ 4,120,163</u>	<u>\$ 575,156</u>
	TOTAL EXPENDITURES OF FEDERAL AWARDS	<u>\$ 377,769,609</u>	<u>\$ 14,449,587</u>

See accompanying notes to Schedule of Expenditures of Federal Awards.

GOVERNMENT OF GUAM

Notes to Schedule of Expenditures of Federal Awards Year Ended September 30, 2019

1. Scope of Audit

The Government of Guam (GovGuam) is a governmental entity established by the 1950 Organic Act of Guam, as amended, and has the powers of a body corporate, as defined in the Act and local statutes. All significant operations of GovGuam are included within the scope of the audit. The U.S. Department of the Interior has been designated as GovGuam's cognizant agency for the Single Audit.

2. Basis of Presentation

The accompanying Schedule of Expenditures of Federal Awards (the Schedule) includes the federal award activity of GovGuam under programs of the federal government for the year ended September 30, 2019. The information in this Schedule is presented in accordance with the requirements of Title 2 U.S. Code of Federal Regulations Part 200, *Uniform Administrative Requirements, Cost Principles, and Audit Requirements for Federal Awards (Uniform Guidance)*. Because the Schedule presents only a selected portion of the operations of GovGuam, it is not intended to and does not present the financial positions or changes in financial positions of GovGuam.

3. Summary of Significant Accounting Policies

a. Basis of Accounting:

All expenditures and capital outlays that represent the federal share are reported as expenditures. Expenditures reported on the Schedule are reported on the modified accrual basis of accounting, consistent with the manner in which GovGuam maintains its accounting records. This includes earned reimbursements under different formula grants and entitlement programs that are accounted for as revenues in the General Fund of GovGuam and Supplemental Nutrition Assistance Program (SNAP) electronic benefits transfer (EBT) during the period. Such expenditures are recognized following the cost principles contained in the Uniform Guidance, wherein certain types of expenditures are not allowable or are limited as to reimbursement. Negative amounts shown on the Schedule represent adjustments or credits made in the normal course of business to amounts reported as expenditures in prior years. GovGuam does not elect to use the de minimis indirect cost rate allowed under the Uniform Guidance.

b. Reporting Entity:

For purposes of complying with The Single Audit Act of 1984, as amended in 1996, GovGuam's reporting entity is defined in Note 1A to its September 30, 2019 basic financial statements; except that the Guam Department of Education, the GovGuam Retirement Fund, and all of the discretely presented component units are excluded. Accordingly, the accompanying Schedule of Expenditures of Federal Awards presents the federal award programs administered by GovGuam, as defined above, for the year ended September 30, 2019.

GOVERNMENT OF GUAM

Notes to Schedule of Expenditures of Federal Awards
Year Ended September 30, 2019

3. Summary of Significant Accounting Policies, Continued

The federal expenditure totals for the excluded departments and component units as of September 30, 2019, are as follows:

<u>Department or Component Unit</u>	<u>Federal Expenditure Total</u>
Antonio B. Won Pat International Airport Authority	\$ 8,181,494
GovGuam Retirement Fund	\$ -
Guam Community College	\$ 10,506,657
Guam Department of Education	\$ 67,980,510
Guam Economic Development Authority	\$ -
Guam Educational Telecommunications Corporation	\$ -
Guam Housing and Urban Renewal Authority	\$ 51,529,564
Guam Housing Corporation	\$ -
Guam Memorial Hospital Authority	\$ 478,806
Guam Power Authority	\$ 1,385,472
Guam Preservation Trust	\$ -
Guam Visitors Bureau	\$ -
Guam Waterworks Authority	\$ 21,801,439
Port Authority of Guam	\$ 1,049,444
University of Guam	\$ 29,865,717

GovGuam administers certain federal awards programs through subrecipients. Those subrecipients are also not considered part of the GovGuam reporting entity.

c. Cost Allocation:

GovGuam has a plan for the allocation of common costs related to public health and social services federal awards programs. The amounts allocated to 2019 federal awards programs are based on 2019 actual expenditures and caseloads.

d. Matching Costs:

The non-Federal shares of programs are not included in the accompanying Schedule of Expenditures of Federal Awards.

4. Noncash Awards

Certain federal award programs do not involve cash awards to GovGuam. These programs generally could include donated commodities, insurance, electronic benefit payments under the Supplemental Nutrition Assistance Program (SNAP), and loans. For the year ended September 30, 2019, GovGuam had the following noncash award:

U.S. Department of Agriculture CFDA #10.551	
SNAP EBT payments	\$ <u>100,532,157</u>
Total SNAP EBT payments reported on the Schedule of Expenditures of Federal Awards	\$ <u>100,532,157</u>

GOVERNMENT OF GUAM

Reconciliation of Schedule of Expenditures of Federal Awards to
Basic Financial Statements
Year Ended September 30, 2019

	<u>2019</u> <u>Expenditures</u>
Federal Grants Assistance Fund:	
Total expenditures	\$ 381,652,814
Less transfers in from other funds	(17,848,170)
Plus transfers out to other funds	<u>9,184,284</u>
Federal expenditures, transfers, and other uses	372,988,928
<u>CFDA #</u>	
Superior Court of Guam:	
16.554 National Criminal History Improvement Program (NCHIP)	788,284
16.585 Drug Court Discretionary Grant Program	186,449
16.750 Support for Adam Walsh Act Implementation Grant Program	135,059
16.812 Second Chance Act Reentry Initiative	221,213
16.828 Swift Certain and Fair Sanctions Program	112,624
16.922 Equitable Sharing Program	121,107
84.403 Consolidated Grant to the Outlying Areas	502,694
93.243 Substance Abuse and Mental Health Services Projects of Regional and National Significance	307,532
Fund 105 Community Health Centers:	
93.224 Health Centers Program	<u>2,405,719</u>
Total Federal Expenditures Subject to Audit	\$ <u>377,769,609</u>

GOVERNMENT OF GUAM

SCHEDULE OF FINDINGS AND QUESTIONED COSTS

YEAR ENDED SEPTEMBER 30, 2019

GOVERNMENT OF GUAM

Schedule of Findings and Questioned Costs
Year Ended September 30, 2019

Section I - Summary of Auditors' Results

Financial Statements

1. Type of report the auditors issued on whether the financial statements audited were prepared in accordance with GAAP: Unmodified

Internal control over financial reporting:

2. Material weakness(es) identified? Yes
 3. Significant deficiency(ies) identified? None reported
 4. Noncompliance material to financial statements noted? No

Federal Awards

Internal control over major federal programs:

5. Material weakness(es) identified? Yes
 6. Significant deficiency(ies) identified? Yes
 7. Type of auditors' report issued on compliance for major federal programs:
 SNAP Cluster Qualified
 15.875 Qualified
 All other major programs Unmodified
 8. Any audit findings disclosed that are required to be reported in accordance with 2 CFR 200.516(a)? Yes
 9. Identification of major federal programs:

<u>CFDA Numbers</u>	<u>Name of Federal Program or Cluster</u>
10.551	SNAP Cluster: Supplemental Nutrition Assistance Program (SNAP)
10.561	State Administrative Matching Grants for the SNAP
11.467	Meteorologic and Hydrologic Modernization Development
15.875	Economic, Social and Political Development of the Territories
20.205	Highway Planning and Construction Cluster: Highway Planning and Construction
93.563	Child Support Enforcement
93.778	Medicaid Cluster: Medical Assistant Program

GOVERNMENT OF GUAM

Schedule of Findings and Questioned Costs, Continued
Year Ended September 30, 2019

Section I - Summary of Auditors' Results, Continued

10. Dollar threshold used to distinguish between Type A and Type B Programs:	\$3,000,000
11. Auditee qualified as low-risk auditee?	No

Section II - Financial Statement Findings

<u>Reference Number</u>	<u>Finding</u>
2019-007	General Ledger and SEFA Reconciliations
2019-008	Capital Assets

Section III - Federal Award Findings and Questioned Costs

<u>Reference Number</u>	<u>CFDA Number</u>	<u>Finding</u>	<u>Questioned Costs</u>
2019-001	10.551/10.561	Eligibility	\$ 589,871
2019-002	10.551/10.561	Special Tests and Provisions - ADP System	3,935
2019-003	10.551/10.561	Special Tests and Provisions - EBT Reconciliation	-
2019-004	15.875	Procurement and Suspension and Debarment	517,250
2019-008	15.875	Equipment and Real Property Management	-
2019-005	93.778	Eligibility	2,312
2019-006	93.778	Reporting	-
Total Federal Questioned Costs			<u>\$ 1,113,368</u>

GOVERNMENT OF GUAM

Schedule of Findings and Questioned Costs, Continued Year Ended September 30, 2019

Finding No.: 2019-001
Federal Agency: U.S. Department of Agriculture (USDA)
CFDA Program: 10.551/10.561 SNAP Cluster
Federal Award No.: 197GUGU4S2514
Area: Eligibility
Liability Amount: \$589,871

Criteria:

A State's eligibility and benefit amount determinations, both underpayment and overpayment, and the correctness of actions to deny, terminate, or suspend benefits must be accurate. The payment error rate is the combined value of overpayments and under payments to participating households, and any State with a payment error rate greater than 6 percent is required to effect corrective action. A State with persistently high error rates is assessed fiscal liabilities based on the amount of benefits issued in error. A liability amount shall be established when, for the second or subsequent consecutive fiscal year, the Food and Nutrition Service (FNS) determines that there is a 95 percent statistical probability that a State's payment error rate exceeds 105 percent of the national performance measure for payment error rates, which is 7.36 percent for FY 2019.

Condition:

On July 6, 2020, FNS determined that Guam's payment error rate for FY 2019 is 11.89% and that FY 2019 is the second consecutive year that Guam exceeded 105 percent of the national performance measure.

Cause:

FNS determined that DPHSS management failed to act upon updated information reported by households on their wages and salaries, and further, that many errors are the result of information not being reported by households (e.g., incomplete applications).

Effect:

FNS established a FY 2019 Guam liability of \$589,871. GovGuam's check payment to USDA-FNS for the full amount is dated August 7, 2020.

Recommendation:

FNS recommends that Guam (1) adopts the best practices shared in the Keys to Payment Accuracy, (2) considers modernization efforts, and (3) evaluates the application, interview process and household notices to ensure requirements are communicated to applicants in clear understandable terms.

Views of Responsible Officials:

Department of Public Health and Social Services provided a corrective action plan to (1) implement case review on all cases processed by Eligibility Specialists (ESs) every day under the direct supervision of the Social Service Supervisor (SSS) I and monitoring by Bureau of Economic Security (BES) Program Administrator. SSS I will require all Eligibility Specialist Supervisors (ESSs) to conduct 90% to 100% supervisory reviews of ES eligibility determinations before case finalization, and (2) create and recruit additional four ESS positions, recruit the six vacant ES positions in the current staffing pattern, and request for additional new four ES positions for recruitment. BES will ensure that all new recruits will be trained especially in the interpretation of policies, manuals, and most importantly, in the navigation of the Ph/pro eligibility system.

GovGuam's Corrective Action Plan provides details to address the finding and recommendation.

GOVERNMENT OF GUAM

Schedule of Findings and Questioned Costs, Continued
Year Ended September 30, 2019

Finding No.: 2019-002
Federal Agency: U.S. Department of Agriculture
CFDA Program: 10.551/10.561 SNAP Cluster
Federal Award No.: 197GUGU4S2514
Area: Special Tests and Provisions – ADP System for SNAP
Questioned Costs: \$3,935

Criteria:

In accordance with applicable special tests and provisions requirements, the State’s Automated Data Processing (ADP) system for SNAP must: (1) accurately and completely process and store all case file information for eligibility determination and benefit calculation; (2) automatically cut off households at the end of their certification period unless recertified; and, (3) provide data necessary to meet Federal issuance and reconciliation reporting requirements.

Condition:

Of 25 case files tested, we noted the following:

- 1. For 1 (or 4%), the case file was not provided for examination:

<u>Case #</u>	<u>Issue Date</u>	<u>Amount Issued</u>	<u>FY2019 Issuances and Questioned Cost</u>
201803451	12/2018	\$520	\$2,756

- 2. For 2 (or 8%), the ADP benefit calculations exceeded the expected benefits based on USDA guidelines:

<u>Case #</u>	<u>Issue Date</u>	<u>Amount Overpaid</u>	<u>FY2019 Issuances and Questioned Cost</u>
201702791	02/2019	\$23	\$276
300080728	07/2019	\$88	\$88

- 3. For 1 (or 4%), the household exceeded income limits and was terminated in the prior year through a Notice of Action dated 03/14/2018; however, the ADP system continued to process issuances during FY 2019 from 10/2018 through 02/2019:

<u>Case #</u>	<u>Issue Date</u>	<u>Amount Overpaid</u>	<u>FY2019 Issuances and Questioned Cost</u>
201701873	12/2018	\$163	\$815

Cause:

DPHSS management did not effectively monitor the ADP System for compliance with applicable special tests and provisions.

Effect:

GovGuam is in noncompliance with applicable special tests and provisions requirements for the ADP System. Projected questioned costs exceed \$25,000, and the known questioned cost is \$3,935.

GOVERNMENT OF GUAM

Schedule of Findings and Questioned Costs, Continued
Year Ended September 30, 2019

Finding No.: 2019-002
Federal Agency: U.S. Department of Agriculture
CFDA Program: 10.551/10.561 SNAP Cluster
Federal Award No.: 197GUGU4S2514
Area: Special Tests and Provisions – ADP System for SNAP
Questioned Costs: \$3,935

Recommendation:

Responsible personnel should enforce monitoring and recordkeeping controls over compliance with applicable special tests and provisions requirements. Responsible personnel should assess the ADP system to identify and correct any system-related processing errors.

Views of Responsible Officials:

GovGuam’s Corrective Action Plan provides details to address the finding and recommendation.

GOVERNMENT OF GUAM

Schedule of Findings and Questioned Costs, Continued
Year Ended September 30, 2019

Finding No.: 2019-003
Federal Agency: U.S. Department of Agriculture
CFDA Program: 10.551/10.561 SNAP Cluster
Federal Award No.: 197GUGU4S2514
Area: Special Tests and Provisions – EBT Reconciliation
Questioned Costs: \$0

Criteria:

In accordance with applicable special tests and provisions requirements, States must have systems in place to reconcile all of the funds entering into, exiting from, and remaining in the system each day with the State's benefit account with Treasury and electronic benefits transfer (EBT) contractor records. This includes a reconciliation of the State's issuance files of postings to recipient accounts with the EBT contractor. The State must reconcile the financial and management data that comes from the EBT contractor to the SNAP issuance files and settlement data to ensure that benefits are authorized by the State and funds have been properly drawn down.

Condition:

Of fifty-four reconciliation dates tested, the reconciliation data contained no dates relative to signoffs, system extractions, or printing, etc., to substantiate whether the daily reconciliation occurred.

Cause:

DPHSS management did not effectively monitor compliance with applicable EBT reconciliation requirements.

Effect:

GovGuam is in noncompliance with applicable special tests and provisions requirements for the EBT reconciliation. A potential misstatement of federal expenditures within the Schedule of Expenditures of Federal Awards and basic financial statements or related disclosures could exist undetected and uncorrected for as long as 5 months. No questioned cost is presented, as ending year balances between the State and the EBT contractor are reconciled.

Identification as a Repeat Finding: Finding 2018-002

Recommendation:

DPHSS management should more closely monitor the EBT reconciliation process so that the required daily reconciliations are completed in accordance with applicable special tests and provisions requirements. If reconciliations are not feasible on a daily basis, responsible personnel should consider seeking approval from the Grantor agency for an alternative reconciliation schedule.

Views of Responsible Officials:

GovGuam's Corrective Action Plan provides details to address the finding and recommendation.

GOVERNMENT OF GUAM

Schedule of Findings and Questioned Costs, Continued
Year Ended September 30, 2019

Finding No.: 2019-004
Federal Agency: U.S. Department of the Interior
CFDA Program: 15.875 Economic, Social, and Political Development of the Territories
Area: Procurement and Suspension and Debarment
Questioned Costs: \$517,250

Criteria:

In accordance with applicable procurement and suspension and debarment requirements, emergency procurement is allowable when there exists a threat to public health, welfare, or safety under emergency conditions as declared or approved by the Governor. Furthermore, only costs resulting from proper procurements should be charged to Federal awards.

Condition:

For four (or 13%) of 31 transactions tested, aggregating \$6.7 million out of \$14.4 million in total non-payroll program expenditures, emergency procurement was used either monthly or bimonthly to procure services for the Guam Medical Referral Assistance Office relative to serving families who have to travel for medical care. However, the procurement file does not contain sufficient documentation to substantiate existing emergency conditions that prevented formal bid procedures in advance of the known contract expiration dates. Furthermore, the procurement authority documented on the purchase orders indicate that the Chief Procurement Officer ratified a solicitation or award of a contract that was determined to be in violation of the law. Federal expenditures associated with the noncompliant procurement method are questioned costs.

<u>Federal Award No.</u>	<u>Transaction No.</u>	<u>Check No.</u>	<u>Contract Month</u>	<u>Vendor No.</u>	<u>Prior Reference</u>	<u>Amount Tested</u>
D17AF00038	J190620311	664478	Nov 2018	T0093612	P196A00926	\$ 59,800
D17AF00038	J190620469	670582	Jan/Feb 2019	F0096108	P196A02431	119,600
D17AF00038	J190620529	671986	Mar 2019	T0093612	P196A02575	59,800
D18AF00045	J190320819	675973	May/Jun 2019	T0093612	P196A03680/1	<u>91,250</u>
						<u>\$ 330,450</u>

During FY 2019, GovGuam charged the Federal program a total of \$517,250 under eight such noncompliant procurements with the same contractor for the months of October 2018 through June 2019.

Cause:

GovGuam did not effectively plan for the expiration of existing contracts and did not enforce compliance with applicable procurement requirements.

Effect:

GovGuam is in noncompliance with applicable procurement requirements. The total questioned cost is \$517,250.

Identification as a Repeat Finding: 2018-003

Recommendation:

Responsible personnel should closely monitor the expiration dates of existing contracts and should commence procurement procedures in sufficient time to allow for formal bid procedures accordingly. Furthermore, the responsible procurement personnel should enforce compliance with applicable procurement requirements. If noncompliant procurement methods are subsequently ratified by the Chief Procurement Officer and are to be charged to Federal awards, the responsible personnel should consider seeking prior approval from the Grantor agency.

GOVERNMENT OF GUAM

Schedule of Findings and Questioned Costs, Continued
Year Ended September 30, 2019

Finding No.: 2019-004, Continued
Federal Agency: U.S. Department of the Interior
CFDA Program: 15.875 Economic, Social, and Political Development of the Territories
Area: Procurement and Suspension and Debarment
Questioned Costs: \$517,250

Views of Auditee and Planned Corrective Actions:

GovGuam's Corrective Action Plan provides details to address the finding and recommendation.

GOVERNMENT OF GUAM

Schedule of Findings and Questioned Costs, Continued Year Ended September 30, 2019

Finding No.: 2019-005
Federal Agency: U.S. Department of Health and Human Services
CFDA Program: 93.778 Medical Assistance Program
Federal Award No.: 1905GQ5MAP
Area: Eligibility
Questioned Costs: \$2,312

Criteria:

In accordance with applicable eligibility requirements, such documents as application worksheets, social security cards, proof of citizenship, proof of residency, notice of action, verification of employment forms, and recertification forms should be maintained on file to substantiate eligibility determinations. Furthermore, information should be requested from other agencies in the State and other State and Federal programs in verifying the financial eligibility of an individual.

Conditions:

Of 60 case files tested, aggregating \$5 million out of \$128.2 million in total program expenditures for benefits to participants, we noted the following:

1. For 1 (or 2%), the case file was not provided for examination.

<u>Case #</u>	<u>Service Date</u>	<u>FY 2019 Claim Amount</u>
33007226103	02/10/2018	\$2,312

2. For 1 (or 2%), the social security number of one household member was incorrectly entered in the PHPro system, and therefore, the household member was not subjected to the Income Eligibility Verification System (IEVS). The PHPro system did not automatically generate an error report to notify the eligibility specialist of the incorrect social security number.

<u>Case #</u>	<u>Service Date</u>	<u>FY 2019 Claim Amount</u>
20190076301	04/23/2019	\$4,236

Subsequently, in response to the finding, GovGuam corrected the social security number in the PHPro system and regenerated an IEVS report that substantiated the eligibility of the household. Therefore, no questioned cost is presented for this finding.

Cause:

GovGuam did not effectively manage case files and monitor eligibility determinations for compliance with applicable eligibility requirements. Furthermore, GovGuam was not aware of the PHPro system issue.

Effect:

GovGuam is in noncompliance with applicable eligibility requirements. Projected questioned costs exceed \$25,000, and the total known questioned cost is \$2,312.

Recommendation:

Responsible personnel should enforce recordkeeping and monitoring controls over maintaining compliance with applicable eligibility requirements. Furthermore, responsible personnel should assess the PHPro system to identify and correct any system-related processing weaknesses relative to edit checks and error notifications.

Views of Responsible Officials:

GovGuam's Corrective Action Plan provides details to address the finding and recommendation.

GOVERNMENT OF GUAM

Schedule of Findings and Questioned Costs, Continued
Year Ended September 30, 2019

Finding No.: 2019-006
Federal Agency: U.S. Department of Health and Human Services
CFDA Program: 93.778 Medical Assistance Program
Federal Award No.: 1905GQ5MAP
Area: Reporting
Questioned Costs: \$0

Criteria:

In accordance with applicable reporting requirements, amounts reported in CMS-64, Quarterly Statement of Expenditures for the Medical Assistance Program, should be supported by underlying accounting records.

Conditions:

Reported expenditures are not supported by underlying accounting records, as follows:

	<u>FY 2019 Expenditures</u>	<u>Federal Share</u>	<u>Local Share</u>
CMS-64	\$ 118,670,685	\$ 111,269,461	\$ 7,401,224
AS400 financial management system	<u>118,660,294</u>	<u>115,843,414</u>	<u>2,816,880</u>
Variances	\$ <u>10,391</u>	\$(<u>4,573,953</u>)	\$ <u>4,584,344</u>

Cause:

GovGuam did not enforce monitoring controls over reconciliations and over compliance with reporting requirements.

Effect:

GovGuam is in noncompliance with applicable reporting requirements. No questioned cost is presented as reported expenditures represent allowable costs.

Recommendation:

GovGuam should enforce monitoring controls over compliance with reporting requirements. Responsible personnel should review underlying accounting records, perform reconciliations, and retain such documents to substantiate reported amounts. Responsible personnel should also coordinate with the centralized accounting division to identify changes and make adjustments to the CMS-64 reports or underlying records accordingly prior to the submission of the CMS-64 reports.

Views of Responsible Officials:

GovGuam’s Corrective Action Plan provides details to address the finding and recommendation.

GOVERNMENT OF GUAM

Schedule of Findings and Questioned Costs, Continued Year Ended September 30, 2019

Finding No: 2019-007
Area: General Ledger and Schedule of Expenditures of Federal Awards
Reconciliations

Criteria:

General ledger balances should be timely reconciled to the subsidiary ledger or supporting details and reviewed for ongoing pertinence. The Schedule of Expenditures of Federal Awards (SEFA) should present all amounts passed through to subrecipients.

Condition:

1. Reconciliation between the general ledger and the subsidiary ledgers should be timely performed.
 - A post-closing adjustment was provided on July 16, 2020, to reconcile \$13M of Medicaid expenditures in the general ledger. Approximately \$4M of Medicaid expenditures were still unreconciled between the general ledger and the SEFA. An adjustment was proposed to correct the misstatement.
 - An updated SEFA was provided on July 16, 2020, increasing the previously reported expenditures by \$7.4M in Medicaid costs.
2. Approximately \$4.2M in recorded expenditures related to subrecipient transactions were not reconciled in the SEFA until July 16, 2020, for CFDA 15.875.

Cause:

Timely reconciliations were not performed, and monitoring controls over the completeness of the SEFA were not effective in detecting and correcting understatements relative to expenditures and subrecipient transactions.

Effect:

The aforementioned accounts and SEFA amounts were misstated.

Recommendation:

GovGuam management should reconcile general ledger accounts with corresponding subsidiary ledgers at least monthly or quarterly. Furthermore, the Division of Accounts should assess whether additional personnel well versed in accounting reconciliations and in SEFA preparation may be required to allow for accurate and complete financial reporting.

Views of Responsible Officials:

GovGuam's Corrective Action Plan provides details to address the finding and recommendation.

GOVERNMENT OF GUAM

Schedule of Findings and Questioned Costs, Continued
Year Ended September 30, 2019

Finding No.: 2019-008
 CFDA Program: 15.875 DOI Economic, Social and Political Development of the Territories
 Area: Equipment and Real Property Management
 Area: Capital Assets
 Questioned Costs: \$0

Criteria:

1. In accordance with the applicable equipment management requirements, grantees that acquire equipment with Federal funds are required to perform a physical inventory of the property and reconcile results with property records at least once every two years. Such property records must be maintained that include a description of the property, a serial number or other identification number, the source of property, who holds title, the acquisition date and cost of the property, percentage of Federal participation in the cost of the property, the location, use and condition of the property, and any ultimate disposition data, including the date of disposal and sale price of the property. In addition, adequate maintenance procedures must be established to keep the property in good condition.
2. Reconciliation with inventory records, capital asset ledgers and the general ledger should be timely performed.
3. Capital assets should be reviewed for ongoing pertinence to minimize the opportunity for misstatements and to identify retired assets that have been replaced, disposed, or that have no further value or use.
4. Capital assets should be recorded in accordance with the applicable capitalization policy.

Condition:

Equipment and Real Property Management

1. GovGuam performed the required comprehensive physical inventory of its property in January 2016; however, the required reconciliation was not completed. As of September 30, 2019, the required biannual physical inventory and reconciliation were not performed.

We are unable to assess the overall cumulative monetary value of this deficiency. However, the table below summarizes each Government of Guam FY 2019 major program that has a level of total capital outlays over the past five years that is material to the major program.

<u>Program</u> <u>CFDA #s</u>		<u>2019</u> <u>Purchases</u>	<u>2018</u> <u>Purchases</u>	<u>2017</u> <u>Purchases</u>	<u>2016</u> <u>Purchases</u>	<u>2015</u> <u>Purchases</u>	<u>Total</u>
15.875	\$	843,717	1,886,709	2,338,541	4,704,637	4,744,016	\$14,517,620

Capital Assets

2. Reconciliation of capital assets was continuously ongoing 8 months after fiscal year end with thirty-two post-closing adjustments were recorded to adjust capital assets.
 - a. Construction in progress included projects of approximately \$47.7M with no additional expenditures related to the projects in FY2019 or were identified to be substantially completed as of 09/30/19. An adjustment was subsequently recorded to transfer these assets as depreciable as of 09/30/19.

GOVERNMENT OF GUAM

Schedule of Findings and Questioned Costs, Continued
Year Ended September 30, 2019

Finding No.: 2019-008, Continued
CFDA Program: 15.875 DOI Economic, Social and Political Development of the Territories
Area: Equipment and Real Property Management
Area: Capital Assets
Questioned Costs: \$0

Condition, Continued:

- b. One asset was not made available for verification of physical existence.

<u>Description</u>	<u>Cost</u>
P056A01742-Portable Astro Digital W/ENH Software	\$ 550,000

- c. Capital assets were not recorded in accordance with the applicable capitalization policy. \$345K in assets were less than the \$50,000 threshold per the applicable capitalization policy or were not capitalizable expenses. A subsequent adjustment was recorded to correct this misstatement.

<u>Description</u>	<u>Cost</u>
1 P156A03634-2016 FORD EXPLORER	\$ 49,290
2 P156A03634-2016 FORD EXPLORER	49,290
3 P166A04872-2016 FORD TRANSIT VAN (VIN: 1FBZX2YM7GKB26591)	48,698
4 P166A04872-2016 FORD TRANSIT VAN (VIN: 1FBZX2YM9GKB26592)	48,698
5 P166A02867-2016 DODGE DURANGO (VIN: 1C4RDJGF1GC460444)	49,779
6 P166A02867-2016 DODGE DURANGO (VIN: 1C4RDJFGGC480394)	49,779
7 P166A02867-2016 DODGE DURANGO (VIN: 1C4RDJGF1GC460443)	49,779
	<u>\$ 345,313</u>

- 3. Construction costs are not easily identifiable by project. The capital asset subsidiary ledger included details of transactions from the general ledger and were not organized in a manner that can be identified by project.

Cause:

The processes over inventory, maintenance and reconciliation of capital assets are not routine. GovGuam requires more funding and human resources to fully develop a reliable equipment management system.

Effect:

GovGuam is in noncompliance with applicable equipment management requirements. The underlying capital outlays are not considered questioned costs, as we are unable to quantify the extent of noncompliance. This noncompliance applies to CFDA 15.875, for which cumulative capital outlays over the past five years exceed the FY 2019 materiality level.

Furthermore, depreciable assets and amounts reported as construction in progress may be materially misstated. Such potential misstatements were mitigated through the proposed audit adjustment.

Identification as a Repeat Finding: 2018-004

GOVERNMENT OF GUAM

Schedule of Findings and Questioned Costs, Continued
Year Ended September 30, 2019

Finding No.: 2019-008, Continued
CFDA Program: 15.875 DOI Economic, Social and Political Development of the Territories
Area: Equipment and Real Property Management
Area: Capital Assets
Questioned Costs: \$0

Recommendation:

GovGuam should complete the required biannual physical inventory and reconciliations during FY 2020 and should consider developing a more detailed corrective action plan with timetables for completing planned actions, such as requesting Federal assistance, processing required reconciliations and reports, training personnel, and coordinating with other governmental units on property management requirements.

GovGuam should continue implementing controls over timely tagging all equipment and over performing the required future inventories and reconciliations in accordance with applicable equipment management requirements.

GovGuam should record capital assets in accordance with the Government's capitalization policy and should implement a policy to monitor replacements, disposals, transfers of assets and construction in progress by project.

The Division of Accounts should investigate whether additional personnel well versed in accounting reconciliations and processes may be required to allow for timely review and recordation of capital assets, especially given the substantial capital asset construction that is undertaken by GovGuam. Furthermore, coordination with DPW and engineering firms must occur at project commencement so that accounts are established to track capital costs and to allow for the preparation of periodic reports documenting a project's percentage of completion.

Equipment management has been a continuing finding in prior audits, and GovGuam management is still in the process of effecting corrective action to develop and fund an equipment management system.

Views of Responsible Officials:

GovGuam's Corrective Action Plan provides details to address the finding and recommendation.

GOVERNMENT OF GUAM

Summary of Unresolved and Resolved Questioned Costs Arising from
Prior Year Single Audits
Year Ended September 30, 2019

	<u>Prior Year Listed Unresolved Questioned Costs</u>	<u>Questioned Costs Resolved During the Year</u>	<u>End of Year</u>
Unresolved Questioned Costs FY 16	\$ 64,351	\$ 64,351	\$ -
Unresolved Questioned Costs FY 17	81,051	81,051	-
Unresolved Questioned Costs FY 18	<u>549,023</u>	<u>-</u>	<u>549,023</u>
	\$ <u>694,425</u>	\$ <u>145,402</u>	549,023
Add Questioned Costs for FY 2019			<u>1,113,368</u>
Total Unresolved Questioned Costs at September 30, 2019			\$ <u>1,662,391</u>

Unresolved Questioned Costs by CFDA Program:

<u>CFDA #</u>	<u>Program Name</u>	<u>2019</u>	<u>2018</u>	<u>Total</u>
10.551	SNAP	\$ 593,806	\$ -	\$ 593,806
15.875	DOI	517,250	549,023	1,066,273
93.778	Medicaid	<u>2,312</u>	<u>-</u>	<u>2,312</u>
	Totals	\$ <u>1,113,368</u>	\$ <u>549,023</u>	\$ <u>1,662,391</u>



EDWARD M. BIRN
Director (Direktot)

EDITH C. PANGELINAN
Deputy Director (Sigundo Direktot)

**DEPARTMENT OF
ADMINISTRATION**
DIPATTAMENTON ATMENESTRASION

DIRECTOR'S OFFICE
(Ufisinan Direktot)

Telephone (Telifon): (671) 475-1101/1250 • Fax (Faks): (671) 477-6788



LOURDES A. LEON GUERRERO
Governor (Maga'håga)

JOSHUA F. TENORIO
Lt. Governor (Sigundo Maga'låhi)

August 26, 2020

Deloitte & Touche LLP
361 South Marine Corps Drive
Tamuning, GU 96913

Provided below is the Government of Guam's Corrective Action Plan for Findings noted on Government of Guam's Single Audit Report for Year Ended September 30, 2019.

Finding No.: 2019-001

Responding Agency: Department of Administration

Responsible personnel: Director, Department of Public Health & Social Services

DOA is in the process of recruiting and internal auditors and this staffs will undertake an internal audit review of the processes as part of the program to ensure that the corrective action plan provided is implemented. DOA/HR will also make certain that DPHSS improves their training on the responsibilities of all Eligibility Specialists Supervisors (ESSs) to effectively review ES eligibility determinations for completeness prior to case finalization.

Finding No.: 2019-002

Responding Agency: Department of Public Health and Social Services
Department of Administration

Responsible personnel: Director, Department of Public Health & Social Services

DPHSS:

Mandatory scanning of documents will be imposed upon checking of clients at the front desk area to ensure that all documents are included in the case files. Any additional documents provided by the clients during the interview will be scanned by the eligibility specialists into the electronic record. This will ensure that there will be no delay in the scanning of documents. Recruit clerical personnel to support the supervisors of the program.

Mandate 100% supervisory reviews will prevent errors from occurring.

DOA:

DPHSS management will provide Standard Operating Procedures (SOP) to address each condition noted on report and submit to DOA/Accounting no later than September 30, 2020 to enforce monitoring and recordkeeping controls for compliance of program requirements. DPHSS must complete the following items by end of September 2020:

- Responsible personnel must immediately conduct a review of all files and correct any deficiencies found.

Create a log of errors found to determine frequency and establish needed areas for refresher training.
- Must conduct an initial/ annual/refresher training for staff responsible for the calculation of benefits and to document training received.

Finding No.: 2019-003

Responding Agency: Department of Public Health and Social Services
Department of Administration

Responsible personnel: Director of the Department of Public Health and Social Services or Designee

DOA will require DPHSS to submit an internal daily reconciliation to DOA. In addition, DOA will perform the following no later than 30 September 2020:

- Review of 30 June-Aug 31 2020 daily reconciliations performed by the Bureau of Economic Security's Issuance Unit.
- Conduct internal audit of current procedures and provide a report for any processes not being followed as written in current Standard Operating Procedure for EBT deficiencies reconciliation.

Finding No.: 2019-004

Responding Agency: Department of Administration

Responsible personnel: Director, Department of Corrections/ Director,
Department of Administration

Chief Procurement Officer will compile information and report regarding expired contracts and renewal conditions. In this, Agencies will be requested to respond noting their plan of action to address contracts nearing expiration. In addition, each agency will also conduct a review of procurement records to ensure completeness and provide DOA with findings and measures taken to correct deficiencies by 31 Aug 20. Procurement personnel will continue to ensure that applicable procurement requirements are followed fully and timely.

Finding No.: 2019-005

Responding Agency: Department of Administration

Responsible personnel: Director, Department of Public Health and Social Services

DOA:

DPHSS will submit Standard Operating Procedures (SOP) to address each condition noted on report and submit to DOA/Accounting no later than September 30, 2020 to enforce management of case files and to monitor eligibility determinations for compliance of program requirements.

DPHSS must complete the following items by end of September 30, 2020:

- Administrator of the program must identify and correct weaknesses found with the PHPro system and to ensure that staff are trained to report any system related issues they come upon.
- Complete an inventory of current case files that are in the Eligibility Verification System and submit a record of survey for any case files not found if any. Report inventory results to DOA.
- Responsible personnel will develop a checklist and immediately conduct a review of current case files for completeness utilizing checklist requirements and correct all deficiencies found.
- Conduct improved initial/ annual/refresher training for staff responsible for intake and posting of information to IEVS to document training received.

Finding No.: 2019-006

Responding Agency: Department of Administration

Responsible personnel: Director, Department of Public Health and Social Services

DPHSS responsible personnel will submit a draft of CMS-64 report for review to DOA/Accounting 15 days prior to submission deadline to ensure amounts reported reconcile with accounting records.

DPHSS must provide the following items for each report submitted for review:

- Accounting records supporting reported amounts

Finding No.: 2019-007

Responding Agency: Department of Administration

Responsible personnel: Director of Administration

Management will perform monthly reconciliations for the general ledger and the subsidiary receivables from federal agencies, payables to federal agencies and income from federal grants. The first quarterly reconciliation will be for the quarter ending June 30, 2020 and must be available for review by 31 Aug 20. Management will conduct additional training to staff assigned in SEFA preparation.

Finding No.: 2019-008

Responding Agency: Department of Administration

Responsible personnel: Director of Administration


Government of Guam Department of Administration's Division of Accounts obtained funding assistance from the U.S. Department of Interior, Office of Insular Affairs Technical Assistance Program to upgrade current Fixed Asset Software and Hardware and/or procure an Asset Management Program to better track construction projects by percentage of completion and capital assets. Funding will provide additional resources i.e., computers/ dual screens to enhance efficiency in providing necessary reports required, transportation requirements, and training for Fixed Asset personnel as it pertains to compliance with federal and state regulations so that personnel assigned are well versed on providing guidance to agencies.

Post-closing adjustments recorded to adjust capital balances were necessary and will continue to be necessary to ensure reconciliation of capital assets with the general ledger. Before September 2020 perform quarterly review / reconciliation of capital assets to ensure assets are recorded in accordance with applicable capitalization policy beginning with quarter ended 30 June 2020.

Biannual physical inventory to be completed by end of FY20. Instructions will be provided to agencies for the appropriate treatment of asset disposals to update asset ledgers.

DOA will conduct an initial/annual refresher training to all assigned property custodians.

DOA will work with government agencies, departments, or divisions to obtain their capital assets reports timely to so that it will be included in the Capital Asset report and reconciliation. DOA Accounting will issue an accounting policy regarding this matter.



EDWARD M. BIRN
Director



EDWARD M. BIRN
Director (Direktot)

EDITH C. PANGELINAN
Deputy Director (Sigundo Direktot)

**DEPARTMENT OF
ADMINISTRATION**
DIPATTAMENTON ATMENESTRASION

DIRECTOR'S OFFICE
(Ufisinan Direktot)

Telephone (Telifon): (671) 475-1101/1250 • Fax (Faks): (671) 477-6788



LOURDES A. LEON GUERRERO
Governor (Maga'haga)

JOSHUA F. TENORIO
Lt. Governor (Sigundo Maga'låhi)

June 26, 2020

Mizpah C Weigand
Deloitte & Touche LLP
361 S Marine Corps Drive
Tamuning, GU 96913-3911

SUBJECT : FY19 Single Audit Report's – Schedule of Prior Years Single Audit Findings

Hafa adai Ms. Weigand :

Department of Administration is actively pursuing resolution matters reported on the Schedule of Findings and questioned costs for year ended September 30, 2018.

To ensure that federal funds do not have to be refunded, that Department of Administration (and sub-recipient agencies where applicable) resolve remaining questioned costs. We do not intend to pursue findings for FY17 because the basis to recommend for closure has been met in compliance with 2 CFR §200.511 (b) (3) and/or noted as a repeat findings and a corrective action plan has been developed and implemented.

Enclosed with this memorandum is our responses to the audit findings for FY17 and FY18.

If you should have any questions or concerns, please do not hesitate to call Accounting division. Si Yu'os Ma'ase.

Senseramente,

Digitally signed by
Edward M Birn
Date: 2020.07.31
12:18:40 +10'00'

Edward M Birn
Director

Enclosure

AUDIT FINDING NUMBER:

STATUS:

2015-002

DOA:

This finding is considered resolved in accordance with 2 CFR §200.511 (b)(3) and is no longer valid and does not warrant further action.

<u>AUDIT FINDING NUMBER:</u> 2016-001	<u>STATUS:</u> DOA: This finding is considered resolved in accordance with 2 CFR §200.511 (b)(3) and is no longer valid and does not warrant further action.
<u>AUDIT FINDING NUMBER:</u> 2016-002	<u>STATUS:</u> DOA: This finding is considered resolved in accordance with 2 CFR §200.511 (b)(3) and is no longer valid and does not warrant further action.
<u>AUDIT FINDING NUMBER:</u> 2016-003	<u>STATUS:</u> DOA: This finding is considered resolved in accordance with 2 CFR §200.511 (b)(3) and is no longer valid and does not warrant further action.
<u>AUDIT FINDING NUMBER:</u> 2016-004	<u>STATUS:</u> DOA: This finding is considered resolved in accordance with 2 CFR §200.511 (b)(3) and is no longer valid and does not warrant further action.
<u>AUDIT FINDING NUMBER:</u> 2016-005	<u>STATUS:</u> DOA: This finding is considered resolved in accordance with 2 CFR §200.511 (b)(3) and is no longer valid and does not warrant further action.
<u>AUDIT FINDING NUMBER:</u> 2016-006	<u>STATUS:</u> DOA: This finding is considered resolved in accordance with 2 CFR §200.511 (b)(3) and is no longer valid and does not warrant further action.
<u>AUDIT FINDING NUMBER:</u> 2016-009	<u>STATUS:</u> DOA: This finding is considered resolved in accordance with 2 CFR §200.511 (b)(3) and is no longer valid and does not warrant further action.

<u>AUDIT FINDING NUMBER:</u> 2017-001	<u>STATUS:</u> DOA: This finding is considered resolved in accordance with 2 CFR §200.511 (b)(3) and is no longer valid and does not warrant further action.
<u>AUDIT FINDING NUMBER:</u> 2017-002	<u>STATUS:</u> DOA: This finding is considered resolved in accordance with 2 CFR §200.511 (b)(3) and is no longer valid and does not warrant further action.
<u>AUDIT FINDING NUMBER:</u> 2017-003	<u>STATUS:</u> DOA: This finding is considered resolved in accordance with 2 CFR §200.511 (b)(3) and is no longer valid and does not warrant further action.
<u>AUDIT FINDING NUMBER:</u> 2017-004	<u>STATUS:</u> DOA: This finding is considered resolved in accordance with 2 CFR §200.511 (b)(3) and is no longer valid and does not warrant further action.
<u>AUDIT FINDING NUMBER:</u> 2017-006	<u>STATUS:</u> DOA: This finding is considered resolved in accordance with 2 CFR §200.511 (b)(3) and is no longer valid and does not warrant further action.
<u>AUDIT FINDING NUMBER:</u> 2017-007	<u>STATUS:</u> DOA: This finding is considered resolved in accordance with 2 CFR §200.511 (b)(3) and is no longer valid and does not warrant further action.

<p><u>AUDIT FINDING NUMBER:</u></p> <p>2018-001</p>	<p><u>STATUS:</u></p> <p>DOA: Management continues to conduct on-going training to assigned Division of Accounts personnel in the preparation of SEFA. Management will continue to perform quarterly reconciliations for the general ledger and the subsidiary receivables from federal agencies, payables to federal agencies and income from federal grants.</p> <p>ON GOING</p>
<p><u>AUDIT FINDING NUMBER:</u></p> <p>2018-002</p>	<p><u>STATUS:</u></p> <p>DPHSS To ensure that documents on eligibility requirements are available/scanned upon request by the auditors, DPHSS will:</p> <p>As recommended by the Program Specialists from the Food and Nutrition Service (FNS) during their Annual State Agency Management Evaluation (SAME) held in May 2019, the Bureau of Economic Security should hire full-time clerks whose main responsibility will be to scan and dip all documents submitted by applicants and recipients in the front desk or at the time of their appointment or before the application is forwarded to the eligibility specialists (ES). According to the recommendation, all other related matching activities should also be done by the clerk and should be scanned and dipped before being forwarded to the ES. FNS findings also noted that the Eligibility Specialists are overwhelmed with the number of applicants and recipients seen every day coupled with the tasks associated with eligibility determination process and therefore, the possibility of lapses in scanning and dipping of documents may occur. DPHSS has concurred and will implement the recommendation immediately.</p> <p>Anticipating a citation regarding Electronic Benefit Transfer (EBT) cards reconciliation, the Bureau of Economic Security's Issuance Unit has started conducting a daily reconciliation of EBT cards issued and returned since May 2019. The need for a daily reconciliation of EBT cards was clarified with FNS Program Specialists during their SAME visit; therefore, the daily reconciliation has been done since then. Additionally, the SOP for EBT Reconciliation was updated and is now being reviewed.</p> <p>Department of Administration's management will perform periodic assessments on the EBT reconciliation process to ensure that mandated daily reconciliations are completed and if not feasible, assist agency in obtaining approval from Grantor agency for an alternative reconciliation schedule.</p> <p>ON GOING</p>
<p><u>AUDIT FINDING NUMBER:</u></p> <p>2018-003</p>	<p><u>STATUS:</u></p> <p>DOA: Management will perform a review of all existing contracts and closely monitor expiration dates to assist program personnel to ensure timely commencement of procurement procedures to allow for formal bid procedures. Procurement personnel will continue to enforce compliance with applicable procurement requirements.</p> <p>A Legislative bill has been introduced which defines more clearly what constitutes an emergency procurement for the Government of Guam. Department of Administration supports this bill, but notes that certain emergency procurements in FY2019 may be the subject of Findings in the Single Audit for that period. The Procurement Policy Office, reactivated by the Governor under Executive Order 2019-10 is also considering this issue, particularly for circumstances when delays are attributable to administrative processes.</p> <p>ON GOING</p>
<p><u>AUDIT FINDING NUMBER:</u></p> <p>2018-004</p>	<p><u>STATUS:</u></p> <p>DOA: Government of Guam Department of Administration's Division of Accounts obtained funding assistance from the U.S. Department of Interior, Office of Insular Affairs Technical Assistance Program to upgrade current Fixed Asset Software and Hardware and/or procure an Asset Management Program to better track construction projects by percentage of completion and capital assets. Funding will provide additional resources i.e, computers/ dual screens to enhance efficiency in providing necessary reports required, transportation requirements, and training for Fixed Asset personnel as it pertains to compliance with federal and state regulations so that personnel assigned are well versed on providing guidance to agencies.</p> <p>Post-closing adjustments recorded to adjust capital balances were necessary to ensure reconciliation of capital assets with the general ledger. Perform quarterly review / reconciliation of capital assets to ensure assets are recorded in accordance with applicable capitalization policy.</p> <p>Biannual physical inventory was not completed by FY19 but will be completed by end of FY20.</p> <p>*Agencies will be required to provide DOA with the following by end of FY 20. A follow up letter/memorandum will be sent NLT July 30, 2020 to ensure compliance.</p> <ul style="list-style-type: none"> i. Assigned Property Custodian ii. Confirm/Verify accountable assets iii. Personnel assigned to the asset iv. Location v. Current condition vi. Maintenance documentation as applicable vii. Identify retired assets viii. Provide supporting documents of disposition <p>DOA to ensure mandatory training is completed during biannual training to all assigned property custodians</p> <p>*Initial and annual refresher training will be documented</p> <p>DOA will work with non-component unit government agencies, departments, or divisions to obtain their capital assets reports timely to so that it will be included in the Capital Asset report.</p> <p>ON GOING</p>



EDWARD M. BIRN
Director (Direktot)

EDITH C. PANGELINAN
Deputy Director (Sigundo Direktot)

**DEPARTMENT OF
ADMINISTRATION**
DIPATTAMENTON ATMENESTRASION

DIRECTOR'S OFFICE
(Ufisinan Direktot)

Telephone (Telifon): (671) 475-1101/1250 • Fax (Faks): (671) 477-6788



LOURDES A. LEON GUERRERO
Governor (Maga'håga)

JOSHUA F. TENDRIO
Lt. Governor (Sigundo Maga'åhi)

September 2, 2020

MEMORANDUM


To: Federal Audit Clearinghouse
From: Director of Administration
Subject: **Federal Audit Reporting Package**

Buenas yan Hafa Adai!

The Office of Management and Budget (OMB) issued M-20-17 in March 19, 2020. Appendix A No.13 of M-20-17 allow recipients and sub-recipients to delay the completion and submission of the Federal Audit Reporting Package with the Federal Audit Clearinghouse as required under Subpart F of 2 CFR § 200.501-Audit Requirements, to six (6) months beyond the normal due date as a result of Novel Coronavirus (COVID-19).

We hereby submit our Federal Audit Reporting Package two (2) months after the normal due date. We can confirm that the delay was caused by our efforts to implement programs in support of our COVID-19 response

Si Yu'os Ma'ase!


EDWARD M. BIRN

Attachment