

HRSA'S Ryan White HIV/AIDS Program

By the Numbers: 2019

SERVED

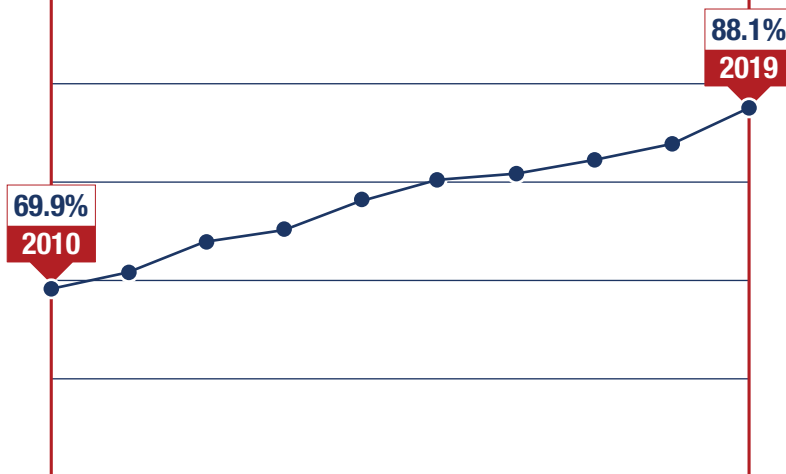
567,803 clients in 2019

MORE THAN **50%** of people with diagnosed HIV in the United States



88.1% of clients receiving HIV medical care

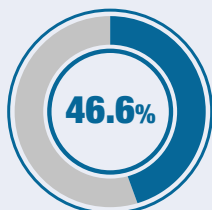
reached viral suppression* in 2019



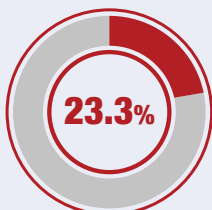
46.8%

of clients were aged 50 years and older

73.4% of clients were racial/ethnic minorities**



of clients identified as **Black/African American**



of clients identified as **Hispanic/Latino**

60.7% of clients were



living at or below **100%** of the Federal Poverty Level

* Viral suppression is based on data for people with HIV who had at least one outpatient ambulatory health services visit and at least one viral load test during the measurement year and whose most recent viral load test result was less than 200 copies/mL.

** Clients self-identified as 26.6% White and less than 2% each American Indian/Alaska Native, Asian, Native Hawaiian/Pacific Islander, and persons of multiple races. Hispanics/Latinos can be of any race.